

completing Bluetooth™ installation

before using this guide...

Verify that you have done the following:

- installed the hp deskjet 995c series software
- set up the printer
- installed a 3Com Bluetooth PC card in your laptop



completing Bluetooth installation

open the 3Com Bluetooth Connection Manager

1. Click **Start > Programs > 3Com Mobile > Bluetooth Connection Manager**.

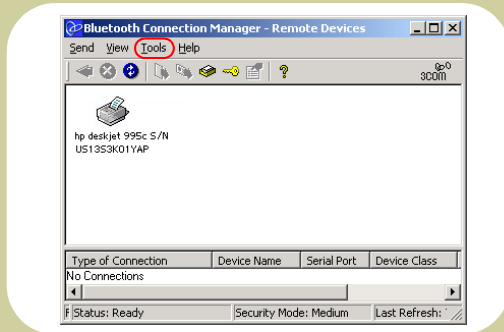
The Bluetooth Connection Manager opens.

Step 1 of 9



completing Bluetooth installation

open the Bluetooth COM Ports box



2. Click **Tools** > **Com Port**.

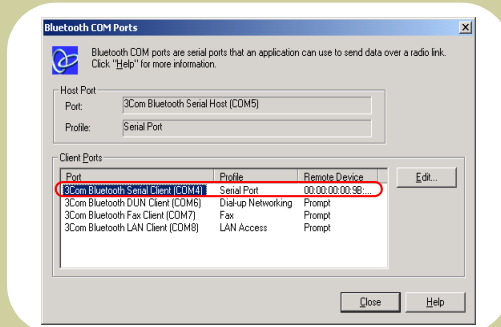
The Bluetooth COM Ports dialog box opens.

Step 2 of 9



completing Bluetooth installation

note the **Bluetooth COM port**



3. Note the 3Com Bluetooth Serial Client COM port.

In this example the COM port is COM4

Step 3 of 9



completing Bluetooth installation

open the printers folder

4. Click **Start** > **Settings** > **Printers**.

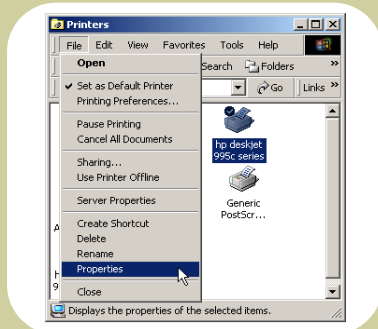
The Printers folder opens.

Step 4 of **9**



completing Bluetooth installation

open the printer properties dialog box



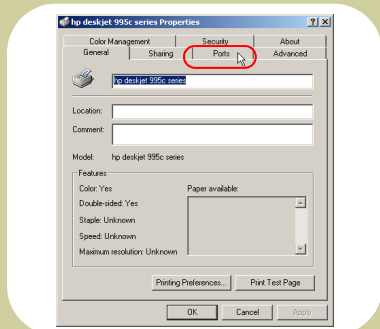
5. In the Printers dialog box, click the **hp deskjet 995c printer icon**, then click **File > Properties** to display the Printer Properties dialog box.

Step 5 of 9



completing Bluetooth installation

click the ports tab



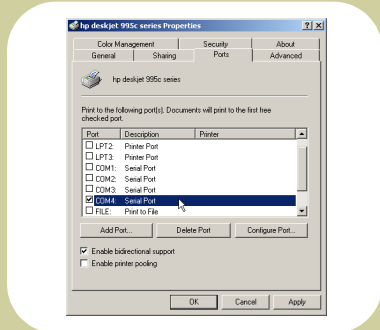
6. Click the **Ports** tab in the Printer Properties dialog box.

Step 6 of 9



completing Bluetooth installation

select the Bluetooth port



7. Select the Bluetooth wireless COM port that you noted in step 3.

In this example, the Bluetooth wireless COM port is COM4. The port may be different on your computer.

Be sure to select the COM port noted in step 3.

Step 7 of 9



completing Bluetooth installation

close the properties dialog box

8. Click **Apply**, then click **OK** to close the Printer Properties dialog box.

Step 8 of 9



completing Bluetooth installation

congratulations—installation complete

9. Test the printer's Bluetooth wireless printing feature by printing a small document.

For printing instructions, go to HP's Bluetooth wireless printing Website, then download the document *Bluetooth wireless printing: hp deskjet 995c series printer*.



**Return to HP's Bluetooth wireless
printing Website**

Step 9 of 9