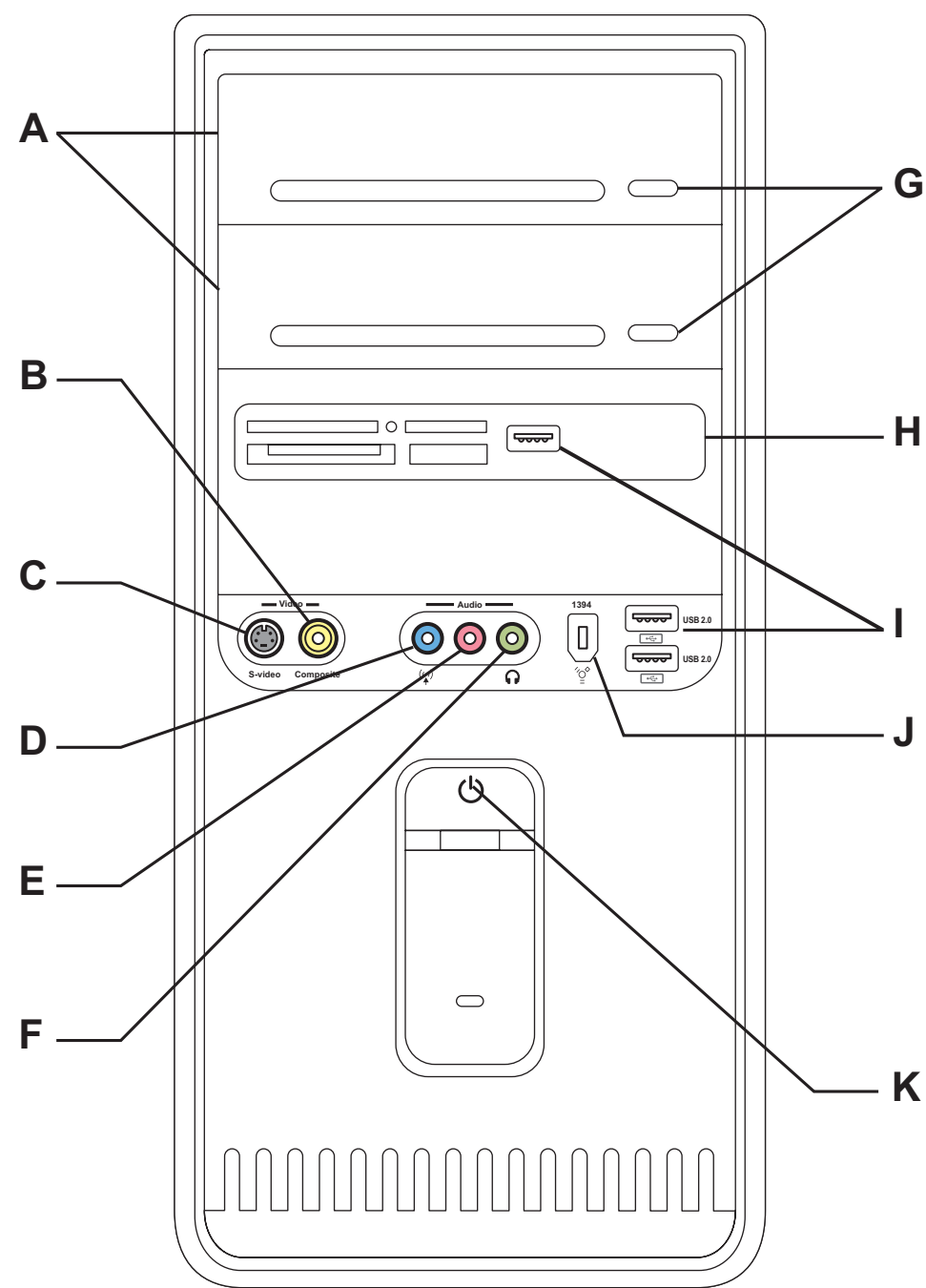
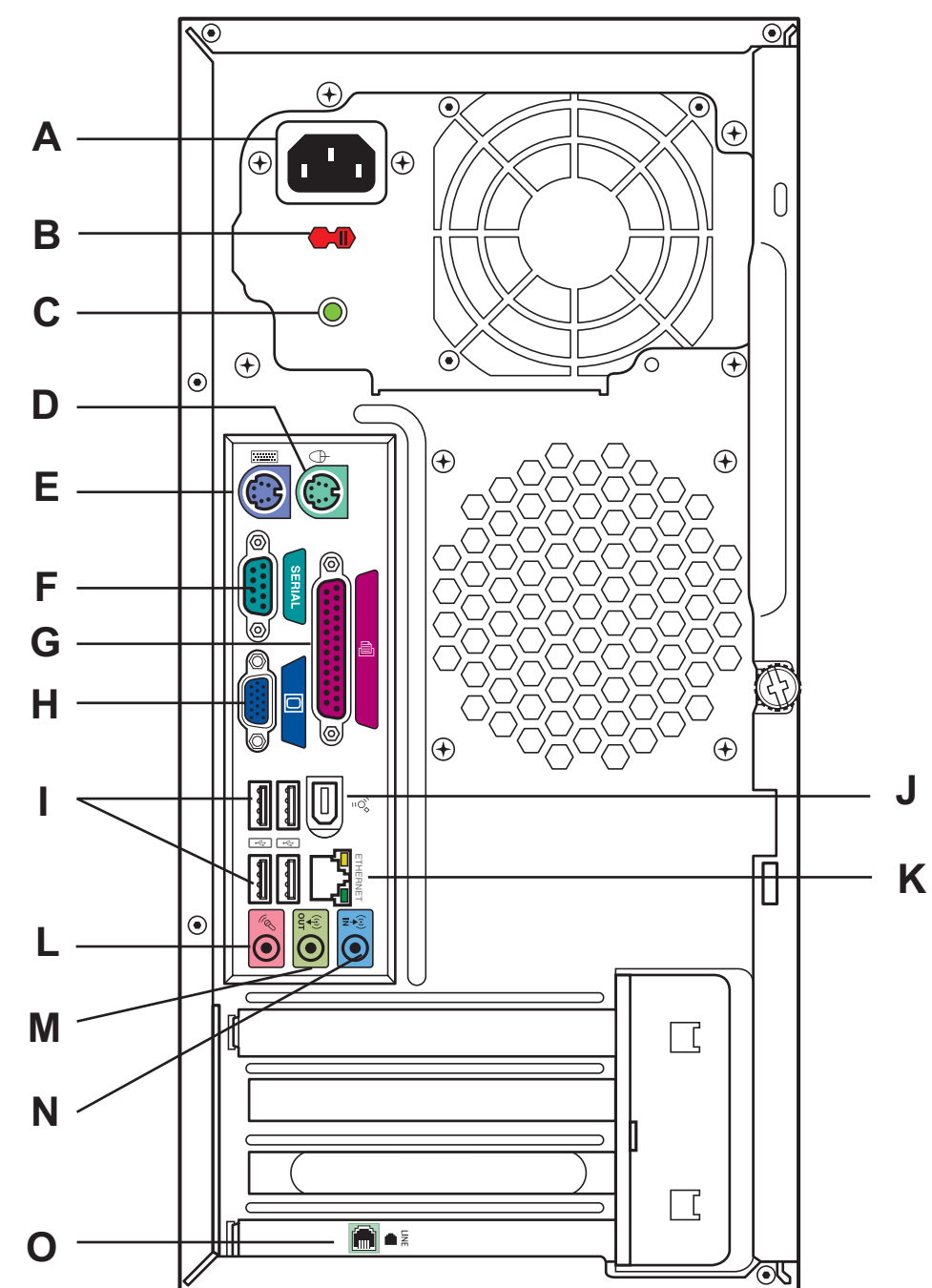


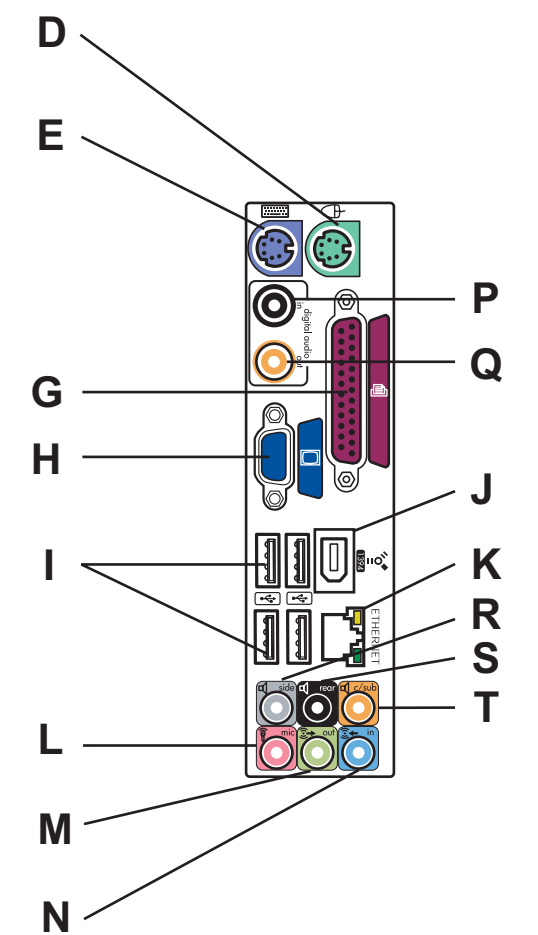
**NOTE:** Your components and connection locations may vary by model.



- A — Optical drives
- B — Composite video
- C — S-video
- D — Audio in
- E — Microphone
- F — Headphones
- G — Eject buttons
- H — Memory Card reader
- I — USB 2.0
- J — FireWire® (IEEE 1394) port
- K — Power On/Off



- A — Power Cord connector
- B — Voltage selector
- C — Power LED
- D — PS/2 Mouse connector
- E — PS/2 Keyboard connector
- F — Serial port
- G — Parallel port
- H — VGA Monitor port
- I — 4 USB 2.0 ports
- J — FireWire® (IEEE 1394) port
- K — LAN (Ethernet)
- L — Microphone connector
- M — Audio Line Out
- N — Audio Line In
- O — Modem (Line In RJ-11)



**Select models only:**

- P — Digital Audio In
- Q — Digital Audio Out
- R — Side speaker port
- S — Rear speaker port
- T — Center speaker/subwoofer port

**Recovery, built-in**

Your Compaq System Recovery software is **preinstalled** on the hard drive in case you need to recover the original software that came with your PC.

- There are **no CDs to lose** — it's on your hard drive.
- It's **faster** than traditional CD Recovery methods.
- It's **easy**. Just use Software Repair Wizard to begin.

If you would still like a set of Recovery CDs, you can use this tool to create your own for future use.

See your **user documentation** for complete instructions.

