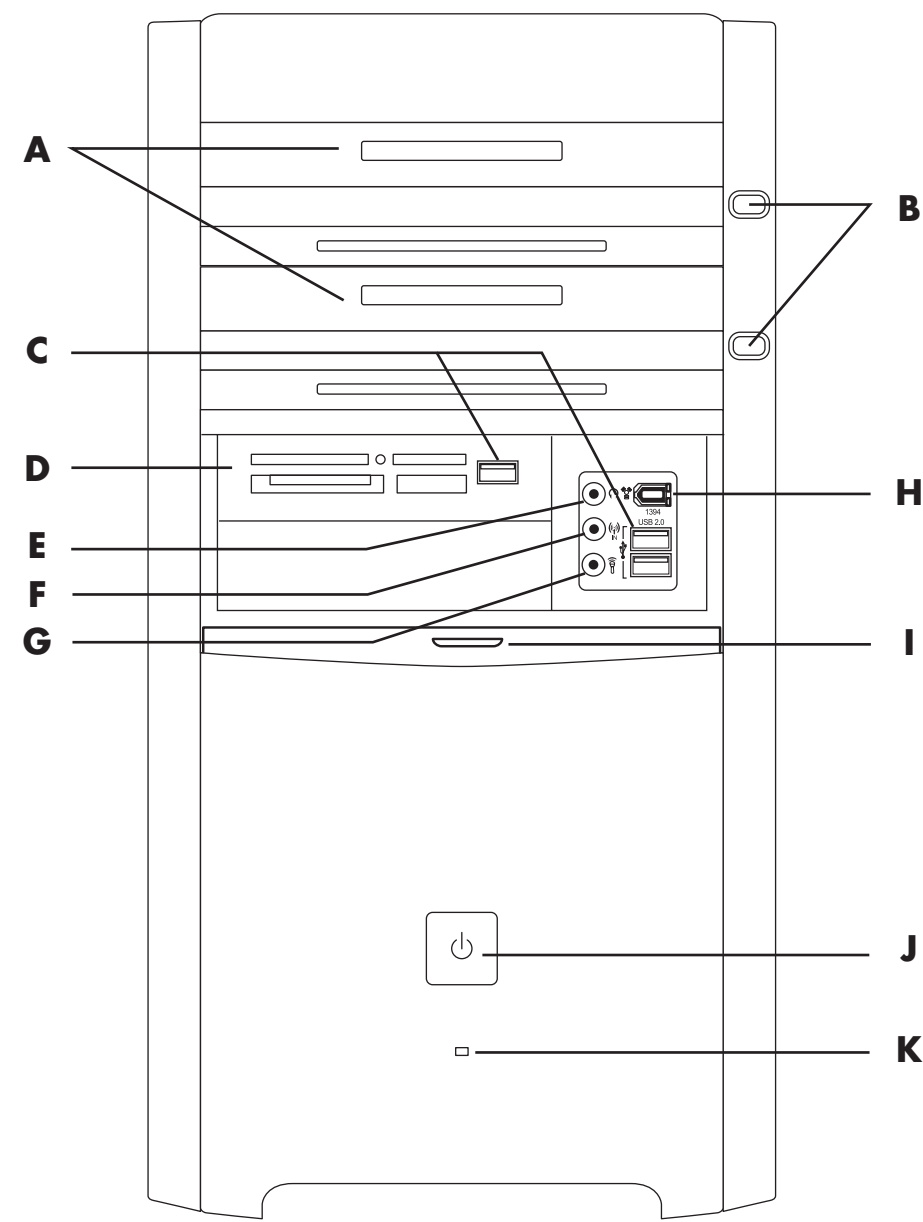
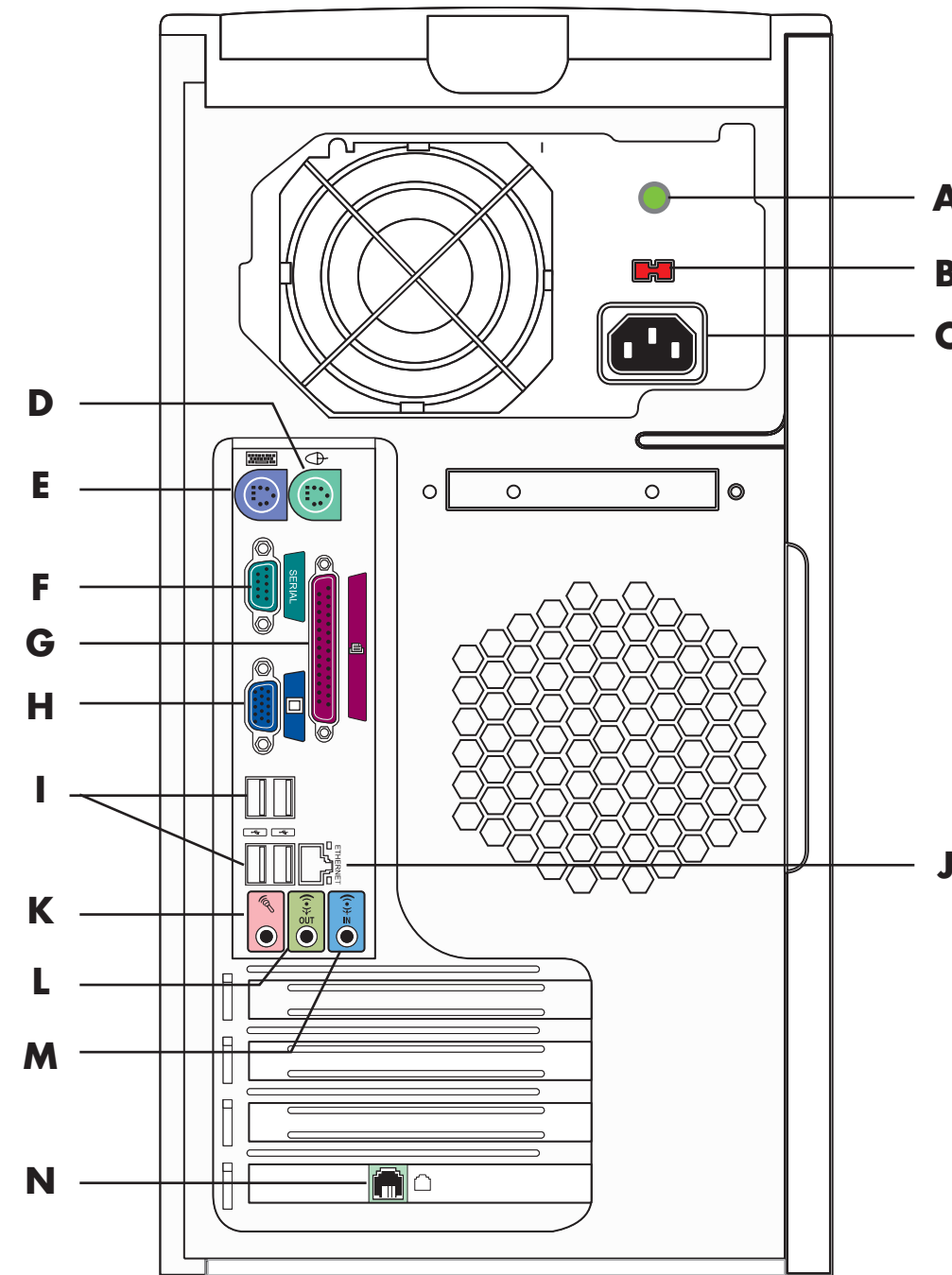


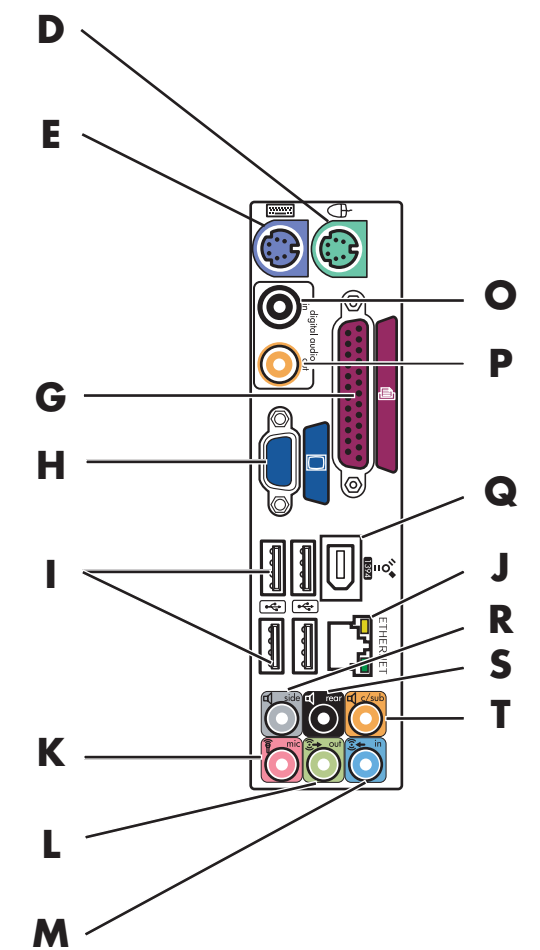
NOTE: Your components and connection locations may vary by model.



- A** — Optical drives
- B** — Optical drive Eject buttons
- C** — USB 2.0 ports
- D** — Memory Card reader
- E** — Headphones
- F** — Audio Line In
- G** — Microphone
- H** — FireWire® (IEEE 1394) port
- I** — Door
- J** — On button with Indicator
- K** — Hard drive Activity light



- A** — Power LED
- B** — Voltage selector
- C** — Power Cord connector
- D** — PS/2 Mouse connector
- E** — PS/2 Keyboard connector
- F** — Serial port
- G** — Parallel port
- H** — VGA Monitor port
- I** — 4 USB 2.0 ports
- J** — LAN (Ethernet)
- K** — Microphone connector
- L** — Audio Line Out
- M** — Audio Line In
- N** — Modem (Line In RJ-11)



Select models only:

- O** — Digital Audio In
- P** — Digital Audio Out
- Q** — FireWire® (IEEE 1394) port
- R** — Side speaker port
- S** — Rear speaker port
- T** — Center speaker/subwoofer port

Recovery, built-in

HP has **preinstalled** the System Recovery software on the hard drive in case you need to recover the original software that came with your PC.

- There are **no CDs to lose** — it's on your hard drive.
- It's **faster** than traditional CD Recovery methods.
- It's **easy**. Just use Software Repair Wizard to begin.

If you would still like a set of Recovery CDs, you can use this tool to create your own for future use.

See your **user documentation** for complete instructions.

