


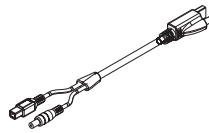
Cables included with the HP TouchSmart PC**How to use**

Connect computer to power source.



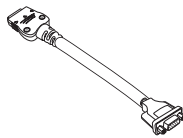
Connect to computer IR Out connector to control a cable or satellite TV set-top box from your TV provider.

HP printer Y-cable (power and USB):



Connect an HP Photosmart printer (A510 Series and A610 Series) to the computer using the HP printer Y-cable to computer USB and HP printer power connectors.


VGA adapter cable:



Connect a monitor or TV to the computer VGA adapter connector.

Cables included with North American models only**How to use**

Two push-on coaxial cables:



Connect TV antenna or set-top box to computer TV In connector.

FM antenna:



Connect FM antenna to computer FM In connector for FM radio reception.

Cables not included but may be required**How to use**

Ethernet cable (not provided):



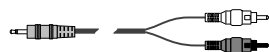
Optionally connect computer LAN connector to wired LAN or DSL/cable modem for Internet connection. (Cable is not necessary for wireless connection, which is built into computer.)

S-video, or Video composite cable:



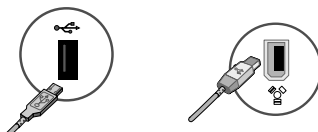
Connect a TV cable or satellite set-top box, or a DVD player, or VCR to computer S-video connector or Video connector.

Audio RCA stereo cable:



Use with S-video or Video connection for audio to computer L/R Audio connectors (red and white).

USB or FireWire® (IEEE 1394) cable:



Connect a printer, video camera, or other device to the computer USB or FireWire (IEEE 1394) connectors.

