



THE COMPUTER IS PERSONAL AGAIN.

QUICK SETUP

Location, availability, and number of connectors may vary.

1

Keyboard and Mouse

Wired option
Match the colors.



or

Wireless option

Refer to the setup instructions located in your keyboard box.

NOTE: The same receiver controls both the keyboard and mouse.



2

Monitor

Refer to the setup instructions that came with your monitor.
Monitors may be sold separately.




VGA

or



VGA-DVI

or



DVI

or

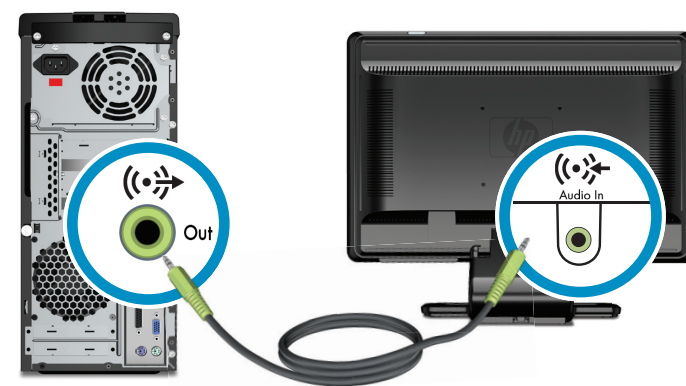


HDMI

3

Speakers

Refer to the setup instructions that came with your speakers.
Speakers may be sold separately.




or



4

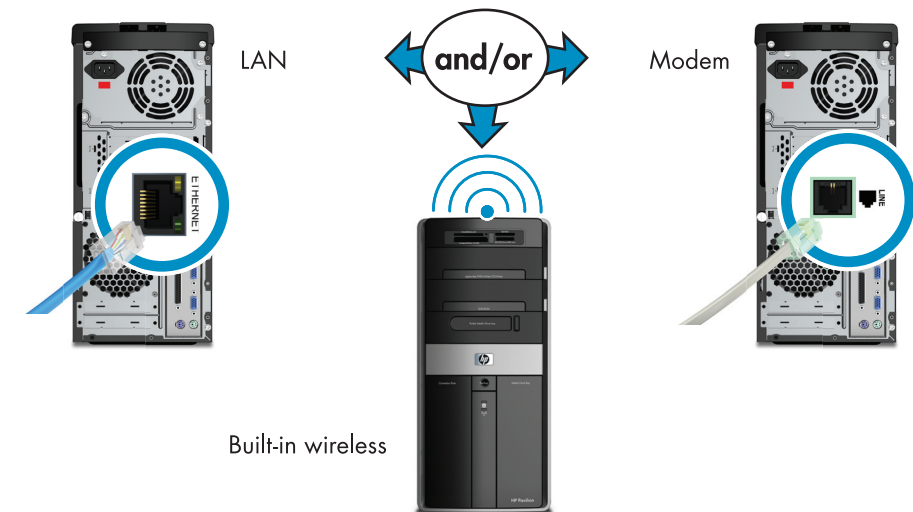
Connect Power

Grounded connection or connection to surge protector is recommended.



5

LAN / Modem



6

Power On



STARTUP MAY TAKE
20 MINUTES
Do not turn off the computer
during this process.

LOCATING YOUR USER'S GUIDES

Hewlett-Packard is committed to reducing the environmental impact of our products. As part of our continuing efforts, the following documents may be located on your hard disk drive for your reference:

- Getting Started guide
- Upgrading and Servicing Guide

To view the documents:

- 1 Click the **Windows Start Button**.
- 2 Select **Help and Support**.
- 3 Select **User guides**.

