

# HP Color LaserJet CP3525 Series Printer



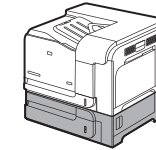
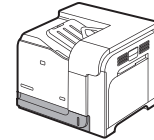
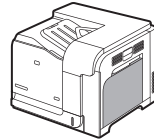
Supported Paper  
Papél compatible  
Ondersteund papier  
Støttede papirtyper  
Papper som kan användas

Papier pris en charge  
支持的纸张  
Tuetut paperit  
Obsługiwane rodzaje papieru  
支援的紙張

Unterstützte Papierformate  
Podporovaný papír  
Támogatott papír  
Papél suportado  
Desteklenen Kağıtlar

Tipi di carta supportati  
Understøttede papirtyper  
지원되는 용지  
Рекомендуемая бумага  
Paper admès

使用可能な用紙



	Letter	216 x 279 mm (8.5 x 11 inches)	✓	✓	✓	✓
	A4	210 x 297 mm (8.3 x 11.7 inches)	✓	✓	✓	✓
	Legal	216 x 356 mm (8.5 x 14 inches)	✓		✓	✓
	Executive	184 x 267 mm (7.3 x 10.5 inches)	✓	✓	✓	✓
	A5	148 x 210 mm (5.8 x 8.3 inches)	✓	✓	✓	✓
	A6	105 mm x 148 mm (4.1 x 5.8 inches)	✓		✓	
	8.5 x 13	216 x 330 mm (8.5 x 13 inches)	✓		✓	✓
	B5 (JIS)	182 x 257 mm (7.2 x 10.1 inches)	✓	✓	✓	✓
	Custom		98.4 x 148 mm → 216 x 356 mm (3.87 x 5.83 in → 8.5 x 14 in)		148 x 210 mm → 216 x 297 mm (5.8 x 8.26 in → 8.5 x 11.69 in)	148 x 210 mm → 216 x 356 mm (5.8 x 8.26 in → 8.5 x 14 in)
	Letter	216 x 279 mm (8.5 x 11 inches)	✓	✓	✓	
	A4	210 x 297 mm (8.3 x 11.7 inches)	✓	✓	✓	
	Letter	216 x 279 mm (8.5 x 11 inches)	✓	✓	✓	
	A4	210 x 297 mm (8.3 x 11.7 inches)	✓	✓	✓	
	Commercial #10	105 x 241 mm (4.1 x 9.5 inches)	✓			
	DL ISO	110 x 220 mm (4.3 x 8.7 inches)	✓			
	C5 ISO	162 x 229 mm (6.4 x 9.0 inches)	✓			
	B5 ISO	176 x 250 mm (6.9 x 9.8 inches)	✓			
	Monarch #7-3/4	98 x 191 mm (3.9 x 7.5 inches)	✓			
	60 g/m <sup>2</sup> → 216 g/m <sup>2</sup> 16 lb → 58 lb		✓			
	60 g/m <sup>2</sup> → 163 g/m <sup>2</sup> 16 lb → 43.5 lb			✓		
	60 g/m <sup>2</sup> → 176 g/m <sup>2</sup> 16 lb → 47 lb				✓	
	60 g/m <sup>2</sup> → 163 g/m <sup>2</sup> 16 lb → 47 lb					✓