

Scanjet 7000 Sheet-feed Scanner – Kofax VRS Solution Upgraded from Basic to Professional Version



Table of Contents

Introduction.....	1
Differences between VRS Basic and VRS Professional	2
Checking Which Version Is Installed.....	3
Upgrading to VRS Professional.....	4

Introduction

The Scanjet 7000 scanner uses the HP Smart Document Scan Software which integrates the powerful capabilities of Kofax VRS (VirtualReScan) processing and enhancements. In June 2009 HP upgraded the solution of Kofax VRS provided with the Scanjet 7000. On that date the solution available changed from VRS Basic to VRS Professional. All users of the Scanjet 7000 are eligible for the upgrade; those users who do not have the VRS Professional features installed and enabled can download and run an easy and quick upgrade tool.

This document presents the main differences between VRS Basic and VRS Professional, the way to determine which version is installed and enabled, and the process to upgrade if the version installed is VRS Basic.

Differences between VRS Basic and VRS Professional

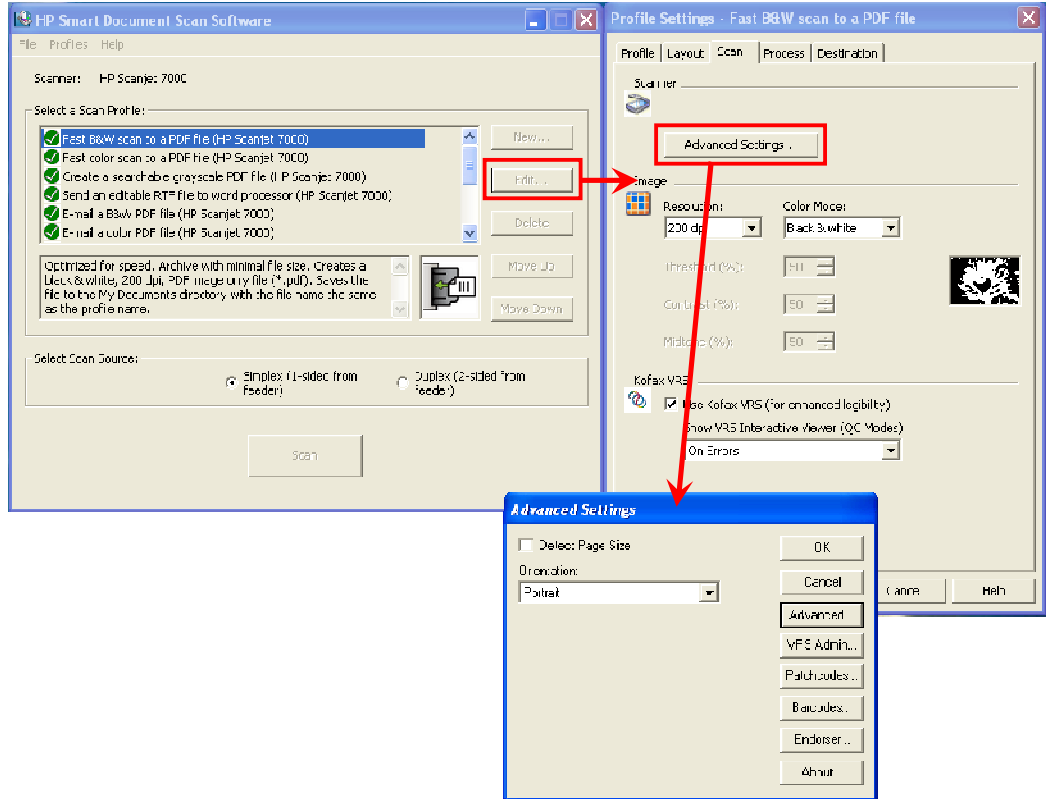

The VRS Basic version provides some powerful enhancements that can be applied as documents are scanned. The Professional version extends those capabilities and provides scan quality improvements for documents that are harder to scan or have special image improvement needs. Below is a table that summarizes the additional features provided with VRS Professional.

Features	VRS 4.2 Basic	VRS 4.2 Professional
Scan batches that consist of multiple document sizes	✓	✓
Scan batches that consist of varying degrees of quality	✓	✓
Automatic alerts for paper jams and equipment conflicts	✓	✓
Automatic deskew without character degradation	✓	✓
Automatic brightness settings that are optimal for your document type	✓	✓
Contrast enhancement for faint content	✓	✓
Suppresses any background or noise to yield smaller image file sizes	✓	✓
Despeckling	✓	✓
White background cropping and deskew	✓	✓
Advanced Clarity to scan a greater number of once "unscannable" images		✓
Auto-rotation of documents based on content to present a correctly oriented image		✓
Automatic color detection without changes to scanner settings		✓
Small object color detection without changes to scanner settings		✓
Intelligent blank page deletion based on a checkbox setting		✓
Bleed through detection by comparing the front and back of each document		✓
Background smoothing to output an image with a solidified background color		✓
QC Later mode for Ascent Capture 7.1 users		✓
Hole filling - Ignore hole function		✓
VRS RightClickScan™		✓
Scan From Email		✓

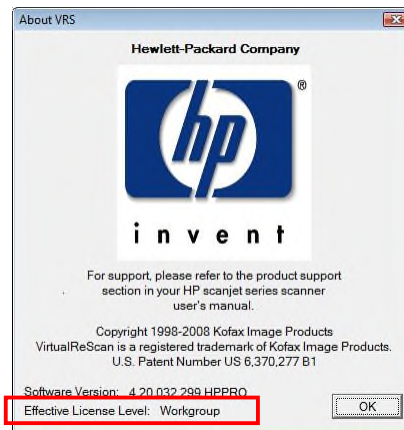
Checking Which Version Is Installed

To determine which version of VRS is installed perform these steps:

1. From HP Smart Document Scan Software, edit or create a profile. On the **Scan** tab select **Use Kofax VRS (for enhanced legibility)** and then click **Advanced Settings...**



2. Click **Advanced...** to open the VirtualReScan Interactive Viewer window and then select **About VRS...** from the **Help** menu. The *Effective License Level* is displayed near the bottom of the *About VRS* window. A Workgroup license level indicates that Kofax VRS Professional is installed.



Upgrading to VRS Professional

HP is providing a quick and easy tool for users that want to upgrade their installation from VRS Basic to VRS Professional. The tool is available on the HP support web site at <http://www.hp.com/support>. From that site:

1. Select your country or region
2. Select the option to *Download drivers and software*
3. Search for product **Scanjet 7000**
4. Select your operating system
5. Scroll down the page of available downloads to the VRS update package (as shown below)
6. Download the package and run it. The tool executes quickly and will enable the VRS Professional features.

The screenshot shows the HP Business Support Center website for the HP Scanjet 7000 Sheet-feed Scanner. The page is titled "Download drivers and software" and lists three categories: Driver, Software, and Update. The "Update" section highlights the "Kofax Virtual Rescan (VRS) Professional License Update" with a red box.

Description	Current version	Size (MB)	Estimated download time	Previous version	
HP Basic Feature Driver	1.1 6 May 2009	1.7	58K: 4m 512K: <1m		Download »
ISIS/TWAIN Drivers and Utilities	1.1 6 May 2009	21.7	58K: 53m 512K: 5m		Download »

Description	Current version	Size (MB)	Estimated download time	Previous version	
HP Smart Document Scan Software	2.6 6 May 2009	151.6	58K: 6h 512K: 40m		Download »
Kofax Virtual Rescan Software	4.2 6 May 2009	165.7	58K: 6h 512K: 44m		Download »

Description	Current version	Size (MB)	Estimated download time	Previous version	
Kofax Virtual Rescan (VRS) Professional License Update	4.2 28 May 2009	1.2	58K: 2m 512K: <1m		Download »

© 2009 Hewlett-Packard Development Company, L.P. The information contained herein is subject to change without notice. The only warranties for HP products and services are set forth in the express warranty statements accompanying such products and services. Nothing herein should be construed as constituting an additional warranty. HP shall not be liable for technical or editorial errors or omissions contained herein.

"Kofax" is a registered trademark in the US, the EU and other countries. All other trademarks and registered trademarks belong to their respective owners.

4AA0-XXXENW, May 2006

