

16-GB SATA II Solid State Flash Drive Installation Guide

HP t5740/t5745 Thin Clients

Guia de Instalação da Unidade Flash SATA II Solid State de 16 GB

HP t5740/t5745 Thin Clients

Guide d'installation du disque à mémoire flash SATA II de 16 Go

Clients légers HP t5740/t5745

16-GB SATA II Solid State Flash-Laufwerk – Installationshandbuch

HP t5740/t5745 Thin Clients

Guida all'installazione di unità flash a stato solido SATA II da 16 GB

HP t5740/t5745 Thin Clients

Guía de instalación de la unidad flash SATA II Solid State de 16 GB

HP t5740/t5745 Thin Clients

16 GB SATA IIソリッド ステート フラッシュドライブ インストールガイド

HP t5740/t5745 Thin Client

16-GB SATA II 솔리드 스테이트 플래시 드라이브 설치 설명서

HP t5740/t5745 썬 클라이언트

16-GB SATA II 固态硬盘驱动器安装指南

HP t5740/t5745 瘦客户机

16-GB SATA II 固態快閃磁碟機安裝指南

HP t5740/t5745 精簡型電腦

© Copyright 2009 Hewlett-Packard Development Company, L.P. The information contained herein is subject to change without notice. The only warranties for HP products and services are set forth in the express warranty statements accompanying such products and services. Nothing herein should be construed as constituting an additional warranty. HP shall not be liable for technical or editorial errors or omissions contained herein. Printed in

First Edition: December 2009

600579-B21



△ **CAUTION:** Static electricity can damage the electronic components of the computer or optional cards. Before beginning these procedures, ensure that you are discharged of static electricity by briefly touching a grounded metal object. When handling a memory module, be careful not to touch any of the contacts. Doing so may damage the module. to equipment.

△ **CUIDADO:** A eletricidade estática pode danificar os componentes eletrônicos do computador ou das placas opcionais. Antes de iniciar esses procedimentos, verifique se você descarregou toda a eletricidade estática do seu corpo tocando por um momento em um objeto de metal aterrado. Quando manipular um módulo de memória, tenha cuidado para não tocar em nenhum dos contatos. Se você tocar neles, poderá danificar o módulo.

△ **ATTENTION :** L'électricité statique peut endommager les composants électroniques de l'ordinateur ou des cartes en option. Avant de commencer ces procédures, assurez-vous que vous n'êtes pas chargé d'électricité statique, en touchant brièvement un objet métallique relié à la terre. Lorsque vous manipulez un module de mémoire, ne touchez aucun contact, car vous risqueriez d'endommager le module.

△ **ACHTUNG:** Statische Elektrizität kann die elektronischen Komponenten des Computers bzw. der optionalen Karten beschädigen. Bevor Sie mit der Aufrüstung des Geräts beginnen, müssen Sie einen geerdeten Metallgegenstand berühren, um sich statisch zu entladen. Achten Sie darauf, die Kontakte des Speichermoduls nicht zu berühren. Das Modul kann dadurch beschädigt werden

△ **ATTENZIONE:** L'elettricità statica può danneggiare i componenti elettronici del computer o delle schede opzionali. Prima di iniziare queste procedure, assicurarsi di scaricare l'elettricità statica toccando brevemente un oggetto metallico collegato a terra. Quando si maneggiano i moduli di memoria evitare di toccarne i contatti. In caso contrario, si rischia di danneggiare il modulo.

△ **PRECAUCIÓN:** La electricidad estática puede dañar los componentes electrónicos del equipo o las tarjetas opcionales. Antes de iniciar estos procedimientos, asegúrese de no estar cargado de electricidad estática tocando brevemente un objeto metálico conectado a tierra. Al manipular un módulo de memoria, asegúrese de no tocar ninguno de los contactos. Si lo hace, puede dañar el módulo.

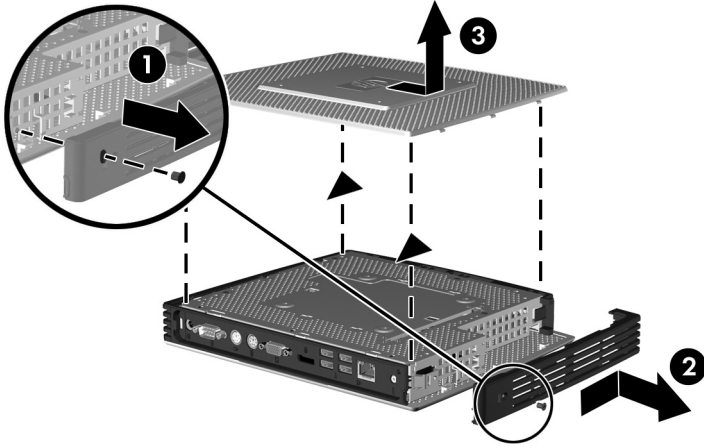
△ **注意:** 静電気の放電によってコンピューターやオプション カードの電子部品が破損することがあります。以下の作業を始める前に、アースされた金属面に触れるなどして、身体にたまった静電気を放電してください。メモリ モジュールを取り扱うときは、金属製の接点に触れないでください。金属製の接点に触れると、モジュールが破損するおそれがあります。

△ **주의:** 정전기는 컴퓨터나 장비(선택 사양)의 전자 부품을 손상시킬 수 있습니다. 이 과정을 시작하기 전에 접지된 금속 물질에 잠깐 손을 대어 몸에 있는 정전기를 없애야 합니다. 메모리 모듈을 다루는 경우 접촉 부분을 만지지 마십시오. 접촉 부분을 만지면 모듈이 손상될 수 있습니다.


△ **注意:** 静电可能会损坏电脑或选配板卡的电子组件。开始这些步骤前, 确保已通过短暂接触接地的金属物体而释放了身体携带的静电。处理内存模块的时候, 请注意不要触摸任何触点。否则可能会损坏内存模块。

△ **注意:** 靜電會損害電腦或擴充卡的電子組件。因此在開始操作前, 請先短暫接觸接地的金屬物品, 以釋放您身上的靜電。處理記憶體模組時, 請小心不要碰到任何接點, 否則可能會損害模組。

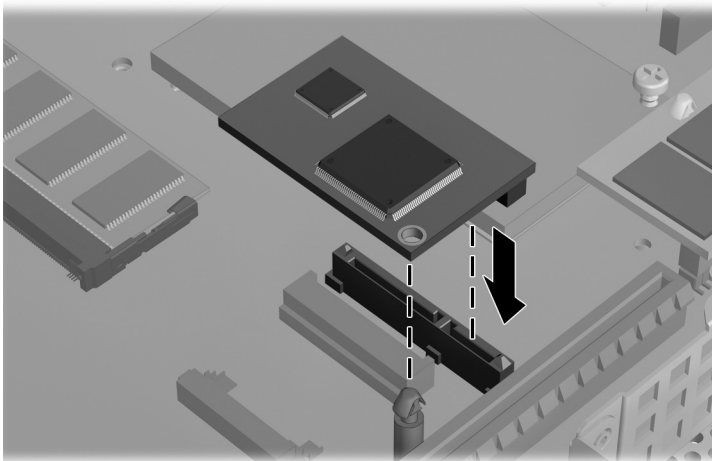
1



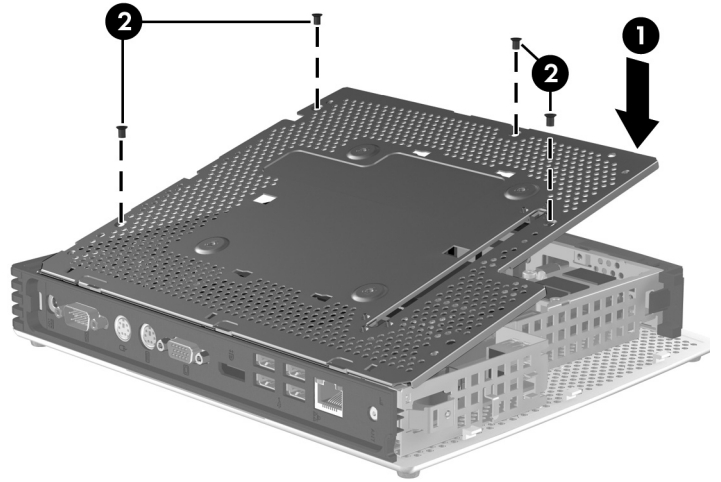
2



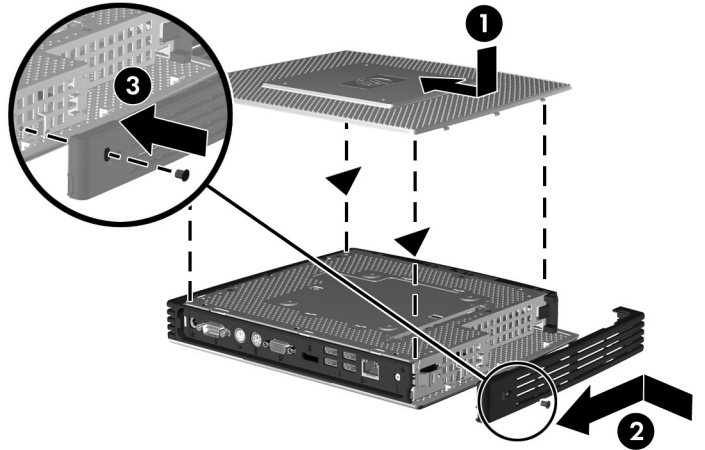
3



4



5



European Union Regulatory Notice

This product complies with the following EU Directives:

- Low Voltage Directive 2006/95/EC
- EMC Directive 2004/108/EC

Compliance with these directives implies conformity to applicable harmonized European standards (European Norms) which are listed on the EU Declaration of Conformity issued by Hewlett-Packard for this product or product family.

This compliance is indicated by the following conformity marking placed on the product:



This marking is valid for non-Telecom products and EU harmonized Telecom products (e.g. Bluetooth).

This marking is valid for EU non-harmonized Telecom products.

*Notified body number (used only if applicable - refer to the product label)

Hewlett-Packard GmbH, HQ-TRE, Herrenberger Strasse 140, 71034 Boeblingen, Germany

The official EU CE declaration of conformity for this device may be found at <http://www.hp.com/go/certificates>.

Korean Notice

B급 기기
(가정용 방송통신기기)

이 기기는 가정용(B급)으로 전자파적합등록을 한 기기로서 주로 가정에서 사용하는 것을 목적으로 하며, 모든 지역에서 사용할 수 있습니다.