




LASERJET PRO 200 COLOR MFP M276



Clear jams from the document feeder

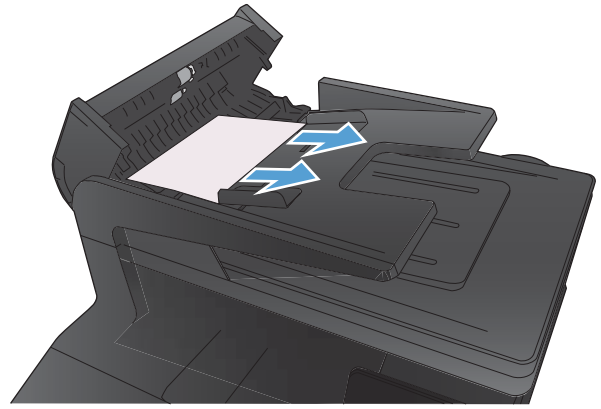
1. Turn the product off.



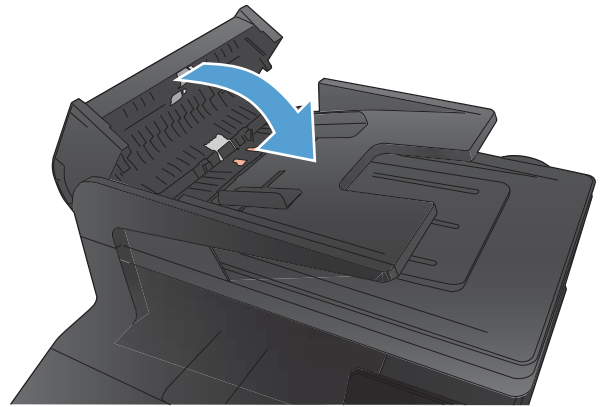
2. Open the document feeder cover.



3. Lift the document feeder roller assembly, and gently pull the jammed paper out.



4. Close the document feeder roller assembly, and then close the document feeder cover.



5. Open the scanner lid. If paper is jammed behind the white plastic backing, gently pull it out.

