

HP Officejet Pro 3610



www.hp.com/support



www.register.hp.com



Finding more information

Setup Poster

To set up the printer, follow the instructions in the poster provided.



Printing from mobile devices

Want to print from your smart phone or tablet? Get one of HP's printing apps—apps that let you print your documents and photos directly from your mobile device. For more information, visit www.hp.com/global/us/en/eprint/mobile_printing_apps.html. (At this time, this website might not be available in all languages.)

User Guide

The user guide (also called "Help") will be copied to your computer when you install the recommended HP printer software.

This guide includes usage and troubleshooting information, specifications, notices, and environmental, regulatory, and support information, as well as links to online content.

- **Windows XP®, Windows Vista®, and Windows® 7:** Click **Start**, select **Programs** or **All Programs**, select **HP**, select the folder for your HP printer, and then select **Help**.
- **Windows® 8:** On the **Start** screen, right-click an empty area on the screen, click **All Apps** on the app bar, click the icon with the printer's name, and then select **Help**.
- **Mac OS X v10.6:** Choose **Mac Help** from the **Help** menu. In the Help Viewer, click and hold the Home button, and then choose the Help for your device.
- **OS X Lion and OS X Mountain Lion:** Choose **Help Center** from the **Help** menu. Click **Help for all your apps** (at the bottom left of the Help viewer) and click the Help for your device.



Note: If you cannot find the user guide on your computer, visit www.hp.com/support for information about installing it.



Regulatory and compliance information for the European Union is available in the "Technical information" section of the user guide (also called "Help"). Also, the Declaration of Conformity is available at www.hp.eu/certificates.

Readme

The Readme file is available on the HP printer software CD provided with your printer. It provides information about system requirements and updated information about setting up and using the printer.

- **Windows:** Insert the CD into your computer, double-click the file named ReadMe.chm, and then click the option for your language.
- **OS X:** Insert the CD into your computer and open the Read Me folder. Click the Readme button for your language.

Power specifications

Note: Use only the power adapter supplied by HP.

Power adapter

- Input voltage: 200 to 240 VAC, 50/60 Hz
- Output voltage: +32 V/+12 V at 1094 mA/250 mA



Printed in China
Impreso en China
中国印刷

Imprimé en Chine
Impresso na China
중국에서 인쇄

The information contained herein is subject to change without notice.

CZ292-90005



© 2013 Hewlett-Packard Development Company, L.P.

With HP ePrint, you can safely and easily print documents or photos from your computer or mobile device (such as a smart phone or tablet)—no extra printer software required!

To print using HP ePrint, attach the documents or photos to an email message, and then send the email message to the email address assigned to your printer when you signed up. The printer prints both the email message and the attachments.




Note: In order to use HP ePrint, the printer must be connected to a network that provides an Internet connection.



Learn more!

To learn how to use and manage HP ePrint, visit HP Connected (www.hpconnected.com). (At this time, this website might not be available in all languages.)

To get started with HP ePrint, press the  (HP ePrint) on the printer control panel, enable HP ePrint when prompted, and then follow the on-screen instructions.



Ink cartridge information

- **Setup cartridge:** During setup, when you are prompted to install ink cartridge, make sure you use the cartridge provided with the printer, labeled 'SETUP CARTRIDGE'.
- **Ink usage:** Ink from ink cartridge is used in the printing process in a number of different ways, including in the initialization process, which prepares the printer and ink cartridge for printing, and in printhead servicing, which keeps print nozzles clear and ink flowing smoothly. In addition, some residual ink is left in the cartridge after it is used. For more information, visit www.hp.com/go/inkusage.
- **Anonymous usage information storage:** HP cartridge used with this printer contain a memory chip that assists in the operation of the printer and stores a limited set of anonymous information about the usage of the printer. This information might be used to improve future HP printers. For more information and instructions for disabling this usage information collection, see the user guide.



Safety information

Always follow basic safety precautions when using this printer to reduce the risk of injury from fire or electric shock.

1. Read and understand all instructions in the documentation that comes with the printer.
2. Observe all warnings and instructions marked on the printer.
3. Unplug this printer from wall outlets before cleaning.
4. Do not install or use this printer near water, or when you are wet.
5. Install the printer securely on a stable surface.
6. Install the printer in a protected location where no one can step on or trip over the line cord, and the line cord cannot be damaged.
7. If the printer does not operate normally, see the user guide (which is available on your computer after you install the software).
8. There are no user-serviceable parts inside. Refer servicing to qualified service personnel.
9. Use only the external power adapter provided with the printer.

Acknowledgements

Microsoft, Windows, Windows XP, Windows Vista, Windows 7, and Windows 8 are U.S. registered trademarks of Microsoft Corporation.

Hewlett-Packard limited warranty statement

HP product	Duration of limited warranty
Software Media	90 days
Printer	1 year
Print or Ink cartridges	Until the HP ink is depleted or the "end of warranty" date printed on the cartridge has been reached, whichever occurs first. This warranty does not cover HP ink products that have been refilled, remanufactured, refurbished, misused, or tampered with.
Printheads (only applies to products with customer replaceable printheads)	1 year
Accessories	1 year unless otherwise stated

A. Extent of limited warranty

- Hewlett-Packard (HP) warrants to the end-user customer that the HP products specified above will be free from defects in materials and workmanship for the duration specified above, which duration begins on the date of purchase by the customer.
- For software products, HP's limited warranty applies only to a failure to execute programming instructions. HP does not warrant that the operation of any product will be interrupted or error free.
- HP's limited warranty covers only those defects that arise as a result of normal use of the product, and does not cover any other problems, including those that arise as a result of:
 - Improper maintenance or modification;
 - Software, media, parts, or supplies not provided or supported by HP;
 - Operation outside the product's specifications;
 - Unauthorized modification or misuse.
- For HP printer products, the use of a non-HP cartridge or a refilled cartridge does not affect either the warranty to the customer or any HP support contract with the customer. However, if printer failure or damage is attributable to the use of a non-HP or refilled ink cartridge, HP will charge its standard time and materials charges to service the printer for the particular failure or damage.
- If HP receives, during the applicable warranty period, notice of a defect in any product which is covered by HP's warranty, HP shall either repair or replace the product, at HP's option.
- If HP is unable to repair or replace, as applicable, a defective product which is covered by HP's warranty, HP shall, within a reasonable time after being notified of the defect, refund the purchase price for the product.
- HP shall have no obligation to repair, replace, or refund until the customer returns the defective product to HP.
- Any replacement product may be either new or like-new, provided that it has functionality at least equal to that of the product being replaced.
- HP products may contain remanufactured parts, components, or materials equivalent to new in performance.
- HP's Limited Warranty Statement is valid in any country where the covered HP product is distributed by HP. Contracts for additional warranty services, such as on-site service, may be available from any authorized HP service facility in countries where the product is distributed by HP or by an authorized importer.

B. Limitations of warranty

TO THE EXTENT ALLOWED BY LOCAL LAW, NEITHER HP NOR ITS THIRD PARTY SUPPLIERS MAKES ANY OTHER WARRANTY OR CONDITION OF ANY KIND, WHETHER EXPRESS OR IMPLIED WARRANTIES OR CONDITIONS OF MERCHANTABILITY, SATISFACTORY QUALITY, AND FITNESS FOR A PARTICULAR PURPOSE.

C. Limitations of liability

- To the extent allowed by local law, the remedies provided in this Warranty Statement are the customer's sole and exclusive remedies.
- TO THE EXTENT ALLOWED BY LOCAL LAW, EXCEPT FOR THE OBLIGATIONS SPECIFICALLY SET FORTH IN THIS WARRANTY STATEMENT, IN NO EVENT SHALL HP OR ITS THIRD PARTY SUPPLIERS BE LIABLE FOR DIRECT, INDIRECT, SPECIAL, INCIDENTAL, OR CONSEQUENTIAL DAMAGES, WHETHER BASED ON CONTRACT, TORT, OR ANY OTHER LEGAL THEORY AND WHETHER ADVISED OF THE POSSIBILITY OF SUCH DAMAGES.

D. Local law

- This Warranty Statement gives the customer specific legal rights. The customer may also have other rights which vary from state to state in the United States, from province to province in Canada, and from country to country elsewhere in the world.
- To the extent that this Warranty Statement is inconsistent with local law, this Warranty Statement shall be deemed modified to be consistent with such local law. Under such local law, certain disclaimers and limitations of this Warranty Statement may not apply to the customer. For example, some states in the United States, as well as some governments outside the United States (including provinces in Canada), may:
 - Preclude the disclaimers and limitations in this Warranty Statement from limiting the statutory rights of a consumer (e.g., the United Kingdom);
 - Otherwise restrict the ability of a manufacturer to enforce such disclaimers or limitations; or
 - Grant the customer additional warranty rights, specify the duration of implied warranties which the manufacturer cannot disclaim, or allow limitations on the duration of implied warranties.
- THE TERMS IN THIS WARRANTY STATEMENT, EXCEPT TO THE EXTENT LAWFULLY PERMITTED, DO NOT EXCLUDE, RESTRICT, OR MODIFY, AND ARE IN ADDITION TO, THE MANDATORY STATUTORY RIGHTS APPLICABLE TO THE SALE OF THE HP PRODUCTS TO SUCH CUSTOMERS.

查找更多信息

安装海报

要设置打印机，请按照海报中的说明操作。

从移动设备打印


想从智能手机或平板电脑打印吗？获取惠普的打印应用程序——允许直接从移动设备打印文档和照片。有关详细信息，请访问 www.hp.com/global/us/en/eprint/mobile_printing_apps.html。（目前，此网站并未提供所有语言版本。）


用户指南

当您安装建议的 HP 打印机软件时，会将此用户指南（也称为“帮助”）复制到您的计算机。

该指南包括使用情况和故障排除信息、规格、通告、环境信息、管制信息和支持信息以及在线内容的链接。

- **Windows XP®、Windows Vista® 和 Windows® 7:** 单击**开始**，依次选择**程序**或**所有程序**、**HP**、HP 打印机的文件夹和**帮助**。
- **Windows® 8:** 在**开始**屏幕上，右键单击屏幕上的空白区域，单击**应用程序**栏上的**所有应用程序**，单击具有打印机名称的图标，然后选择**帮助**。
- **Mac OS X v10.6:** 从**帮助**菜单中选择**Mac 帮助**。在帮助查看器中单击并按住“主屏幕”按钮，然后选择对应您设备的帮助。
- **OS X Lion 和 OS X Mountain Lion:** 从**帮助**菜单中选择**帮助中心**。单击**所有应用程序的帮助**（在帮助查看器的左下角），然后单击对应您设备的“帮助”。

 **注意：**如果在计算机上找不到用户指南，请访问 www.hp.com/support 以获取有关安装它的信息。

 适用于欧盟的管制和符合性信息在用户指南（也称为“帮助”）的“技术信息”一节提供。另外，网站 www.hp.eu/certificates 上提供了符合性声明。

自述文件

打印机随附的 HP 打印机软件 CD 上提供了自述文件。它提供了有关系统要求的信息和有关设置和使用打印机的更新信息。

- **Windows:** 将 CD 插入计算机，双击名为 ReadMe.chm 的文件，然后单击与您所使用语言对应的选项。
- **OS X:** 将 CD 插入计算机，然后打开 Read Me 文件夹。单击与您所使用语言对应的“自述文件”按钮。

电源规格


注意：仅使用由 HP 提供的电源适配器。

电源适配器

- 输入电压：200 到 240 VAC，50/60 Hz
- 输出电压：+32 V/+12 V，1094 mA/250 mA

有了 HP ePrint, 无需额外的打印机软件即可从计算机或移动设备 (如: 智能手机或平板电脑) 中安全轻松地打印文档或照片。

要使用 HP ePrint 进行打印, 请将文档或照片附在电子邮件中, 然后将电子邮件发送至注册时给打印机分配的电子邮件地址。打印机将同时打印电子邮件内容和附件。

 **注意:** 要使用 HP ePrint, 必须将打印机连接到提供 Internet 连接的网络。

了解更多!

要了解如何使用和管理 HP ePrint, 请访问 ePrintCenter (www.hp.com/go/eprintcenter)。 (目前, 此网站并未提供所有语言版本。)

要开始使用 HP ePrint, 请按  打印机控制面板上的 HP ePrint, 在出现提示时启用 HP ePrint, 然后按照屏幕上的说明操作。

墨盒信息

- **设置墨盒:** 在设置过程中, 当系统提示安装墨盒时, 请确保使用随打印机提供的标签为“SETUP CARTRIDGE”(设置墨盒)的墨盒。
- **墨水的使用:** 在打印过程中, 墨盒中的墨水有多种不同的使用方式, 包括在初始化和打印头维修过程中, 前者准备进行打印的打印机和墨盒, 后者保持打印喷嘴畅通和墨水流动平稳。另外, 使用后, 会有一些剩余的墨水留在墨盒中。有关详细信息, 请访问 www.hp.com/go/inkusage。
- **匿名使用情况信息存储:** 该打印机使用的 HP 墨盒包含协助打印机运转的存储芯片, 并且存储了一组有关打印机使用情况的有限匿名信息。该信息可以用于改进未来的 HP 打印机。有关禁用此使用情况信息集合的更多信息和说明, 请参见用户指南。

安全信息

使用本打印机时, 请始终遵守基本的安全防范措施, 以降低导致火灾或电击伤害的危险。

1. 请阅读并理解本打印机随附文档中的所有说明。
2. 请遵守本打印机上标注的所有警告及说明。
3. 清洁本打印机之前, 请从墙上插座拔下插头。
4. 切勿在近水处或身体潮湿时安装或使用本打印机。
5. 请将本打印机稳当地安装在平稳的表面上。
6. 请将本打印机安装在受保护的场所, 以免有人踩到线路或被线路绊倒, 这样电源线就不会受到损坏。
7. 如果本打印机不能正常运行, 请参见用户指南 (安装软件后便可在计算机上找到)。
8. 产品内部没有可供用户维修的部件。有关维修事宜, 请联系合格的维修人员。
9. 请仅使用随本打印机提供的外接电源适配器。

知识产权说明

Microsoft、Windows、Windows XP、Windows Vista、Windows 7 和 Windows 8 是 Microsoft Corporation 在美国的注册商标。

HP 产品	有限保修期限
软件媒体	90 天
打印机	1 年
打印或墨盒	直到 HP 墨水用完，或到达印在墨盒上的“保修结束”日期，视何者为先。本保修不涵盖重新灌注、再加工、整修、误用，或被擅改的 HP 墨水产品。
打印头（仅适用于其打印头可供客户更换的产品）	1 年
附件	除非另有说明，否则为 1 年

A. 有限保修的范围

1. 惠普 (HP) 向最终用户保证，在上述指定的保修期内，上述指定的 HP 产品自购买之日起无材料及工艺上的缺陷。
2. 对于软件产品，HP 的有限保修仅适用于无法执行编程指令的故障。HP 不保证产品工作时不会中断或无错误。
3. HP 的有限保修仅限于由正常使用产品而产生的缺陷，不适用于任何其他问题，包括以下原因而产生的问题：
 - a. 不正确的维护或调整；
 - b. 使用非 HP 提供或支持的软件、介质、部件或耗材；
 - c. 在产品技术规格以外的条件下操作；
 - d. 未经授权的调整或误用。
4. 对于 HP 打印机产品，使用非 HP 墨盒或重新灌注的墨盒既不影响对客户的保修也不影响与客户签订的任何 HP 支持合同。但是如果打印机由于使用非 HP 墨盒、重新灌注的墨盒或过期的墨盒而发生故障或损坏，HP 在维修打印机时将根据具体故障或损坏，收取标准工时费和材料费。
5. 如果 HP 在适用的保修期内收到符合 HP 保修条件的任何产品的缺陷通知，HP 将自行决定对有缺陷的产品进行维修或更换。
6. 如果 HP 无法适时维修或更换符合 HP 保修条件的有缺陷产品，HP 将在接到缺陷通知后合理时间内，退回该产品的全额货款。
7. 在客户将有缺陷的产品退回 HP 之前，HP 不承担维修、更换或退款的义务。
8. 更换的产品可能为全新产品或相当于全新产品，前提是其功能至少与被更换的产品相当。
9. HP 产品可能包含性能等同于新部件的再加工部件、组件或材料。
10. HP 的有限保修在任何销售保修范围内的 HP 产品的国家/地区均有效。可与授权的 HP 服务机构签订其他保修服务（如现场服务）合同，这些机构分布在由 HP 或授权进口商销售 HP 产品的国家/地区。

B. 有限保修

在当地法律允许范围内，HP 及其第三方供应商，对有关 HP 的产品，无论是以明示或默示的形式，均没有任何其他保修或条件并特别声明没有任何用于特定目的适销性、质量满意度以及适用性的默示保修或条件。

C. 责任限制

1. 在当地法规允许的范围内，本保修声明中提供的补偿是对用户的唯一补偿。
2. 在当地法规允许的范围内，除了本保修声明中特别规定的责任外，在任何情况下，无论是根据合同、民事侵权行为或其他法律准则，无论是否告知产生此类损失的可能性，HP 或其第三方供应商对直接、特殊、偶发、继发的损失概不承担责任。

D. 当地法律

1. 此保修声明赋予用户特定的法律权利。用户还可能拥有其他权利，具体情况视州（美国）、省（加拿大）及国家/地区（世界其他地方）而异。
2. 如果本保修声明与当地法规发生矛盾，则应视为已修改以便与当地法规保持一致。根据这类当地法规，本保修声明中的某些责任免除和限制可能不适用于用户。例如，美国的某些州及美国以外的某些政府（包括加拿大的某些省），可能会：
 - a. 排除本保修声明中的责任免除和限制条款对用户法定权利的限制（例如英国）；
 - b. 限制制造商实施这种责任免除或限制的能力；或者
 - c. 赋予客户附加的保修权利，指定默示保修的期限（制造商不得拒绝这种默示保修），或者不允许制造商对默示保修的期限加以限制。
3. 除非另有法律许可，本声明中的保修条款不得排除、限制或修改适用于此产品销售的强制性法律权利，而是对该权利的补充。