

HP Driver Discs for Linux: Important Linux installation information




Your HP workstation was configured without a Linux Operating System (OS), as you requested. Hewlett-Packard has offered this solution to allow you more flexibility in installing the OS of your choice:

- Ubuntu Linux
- Red Hat Linux
- SUSE Linux

This media kit (sometimes called the Linux Drivers Media Kit or the HP Installer Kit for Linux) does not include an OS. To install your Linux OS, you must obtain installation media. You may choose to download installation images (sometimes with an attached software update subscription) from the following distributor websites and install the OS according to the instructions:


- <http://www.redhat.com>
- <http://www.suse.com/products/desktop>
- <http://www.ubuntu.com/desktop>

 **NOTE:** The OS must be downloaded from the Web in order to be used with the installer or driver disc in this kit.

Supported operating systems

Hewlett-Packard supports multiple versions of Ubuntu Linux, Red Hat Enterprise Linux, and SUSE Enterprise Linux on HP workstations. Depending on the vintage of the platform, these versions include:

- SUSE Linux Enterprise Desktop 11 (x86_64)
- SUSE Linux Enterprise Desktop 12 (x86_64)
- Red Hat Enterprise Linux WS 6 (x86_64)
- Red Hat Enterprise Linux 7 (x86_64)
- Ubuntu 14.04 LTS (x86_64)

 **NOTE:** Some of these OS streams might no longer be supported or available from the distributors. Specific platforms are supported with OS releases that enable the hardware architecture and components. Older releases might not work with newer hardware. Consult the HP Workstations Linux Hardware Matrix and the OS distributor certification catalog for details.

To provide flexibility in installing a specific version of the Linux OS, HP has created driver discs. These discs are included in the media kit you have purchased, and the media images (the .iso images) for these discs can also be downloaded from the HP support website at <http://www.hp.com/go/workstationsupport>.


The driver disks provide proprietary graphics drivers and, in some cases, other kernel updates and packages to improve the performance and user experience on the workstation platform. They are normally applied after the OS installation is complete.

Linux Hardware Matrix

Before installing your Linux OS, refer to the HP Workstations Linux Hardware Matrix to verify that the hardware components installed on your workstation are supported by the specific release that you want to install. For the most recent matrix, go to http://hp.com/support/Linux_hardware_matrix.

Using your Red Hat Network Entitlement to obtain required CDs or DVDs

If you do not have the required install CDs or DVDs for Red Hat Enterprise Linux 6 Desktop or Red Hat Enterprise Linux WS 7, use your Red Hat Network Entitlement to download the latest update of the install disc .iso images as follows:

 **NOTE:** To purchase a Red Hat Network Entitlement, go to <http://www.rhn.redhat.com>.

1. Go to the Red Hat website at <http://www.rhn.redhat.com/network/software>.
2. Select the appropriate OS to download for your system:
 - For Red Hat Enterprise Linux WS 6: Under **Red Hat Enterprise Linux 6 (x86_64)**, select **downloads for Red Hat Enterprise Linux WS 6**.
 - For Red Hat Enterprise Linux 7: Under **Red Hat Enterprise Linux 7 (x86_64)**, select **downloads for Red Hat Enterprise Linux Workstation**.
3. Record the downloaded .iso images to optical media, and then use these discs to install the Red Hat Linux OS.

Notes regarding the Ubuntu driver disk

During the installation of the Ubuntu drivers, the installation utility may require access to files stored in the on-line archives provided by Canonical, Ltd. Therefore, network access is necessary.

The root password is required for driver installation, and you are prompted for this information by the AutoRun program on the driver disk.

Locating documentation and warranty information

More information about using the driver discs is in the platform User Guide at http://www.hp.com/support/workstation_manuals.

To locate warranty information, go to <https://h20565.www2.hp.com/hpsc/wc/public/home>. You can find your HP Limited Warranty located with the user guides on your product and/or on the CD or DVD provided in the box. In some countries or regions, HP may provide a printed warranty in the box. For countries or regions where the warranty is not provided in printed format, you can request a copy from <http://www.hp.com/go/orderdocuments>. For products purchased in Asia Pacific, you can write to HP at POD, PO Box 161, Kitchener Road Post Office, Singapore 912006. Include your product name, and your name, phone number, and postal address.

© Copyright 2016 HP Development Company, L.P.

The information contained herein is subject to change without notice. The only warranties for HP products and services are set forth in the express warranty statements accompanying such products and services. Nothing herein should be construed as constituting an additional warranty. HP shall not be liable for technical or editorial errors or omissions contained herein.

Third Edition: March 2016
First Edition: December 2013

PRINTER: Replace this box with Printed- In (PI) Statement(s) as per spec.

NOTE: This box is simply a placeholder. PI Statement(s) do not have to fit inside the box but should be placed in this area.



753805-003