

**White Paper**

**DSS 5 – Patch Upgrades**



**Date Written:** 10/31/2014

# **Digital Sending Software 5**

## **Patch Upgrades**

**Whitepaper**

## Table of Contents

Introduction .....	3
Major and Minor Upgrades and the Patch Structure .....	3
Updates of the non-Patch DSS Version available via hp.com.....	4
Uninstalling Patches.....	4
Where to get patches .....	6

## Introduction

Before DSS version 5.02.01 DSS upgrades would save settings, uninstall the currently installed version, install the new version, and re-apply settings. For small changes this was unnecessarily time consuming and added risk and complexity to the process.

Starting with version 5.02.01 HP will be providing patch upgrades for small and medium changes to the system. These upgrades will not uninstall the earlier versions and will only change what is necessary.

From time to time there may still be major DSS upgrades which will still require a DSS uninstall and re-install.

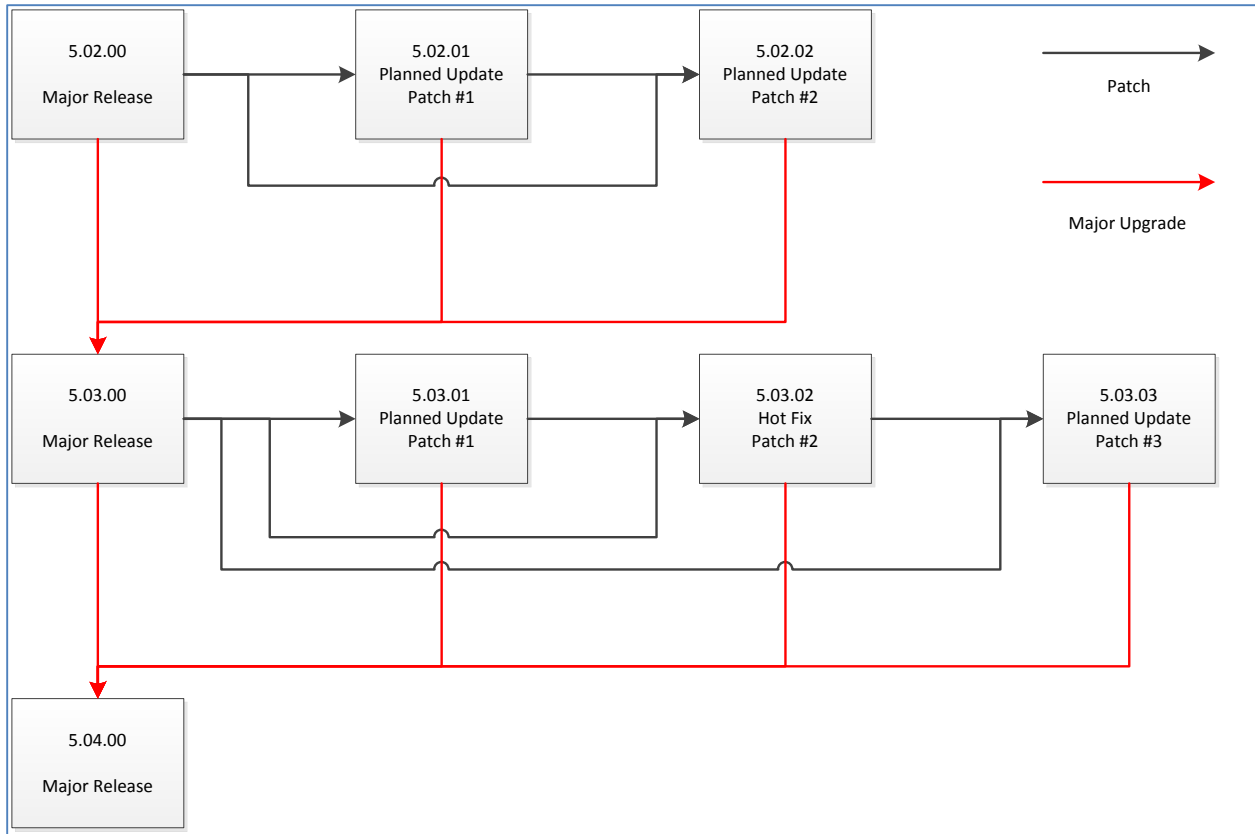
## Major and Minor Upgrades and the Patch Structure

The DSS 5 family of software uses a version code pattern of 5.0x.yz. With respect to patch upgrades the 'x' digit represent the major version and the digits 'yz' represent minor versions. It will be possible to upgrade from one minor version to another, within the same major version, using patch upgrades. Any upgrade from one major version to another will still require a full, non-patch, upgrade.

HP will make patch upgrades available whenever possible. However, if changes are made that touch a large number of system files and/or major system components then a major version change may be necessary. As an example, any database changes to SQL version or database schema would likely require a major version upgrade.

Diagram 1 below shows the upgrade structure. With any major version a system can be upgraded from one patch upgrade level to another. Also, if a system is at one patch level, and the administrator wants to upgrade to a later patch level, that patch will include all the upgrades in-between. It is not possible, for example, to apply only upgrade three to a system, if upgrade 3 is applied it will also automatically apply patches 1 and 2 during its installation.

When a new major version is available the administrator will be able to install the major version over the top of any patch level of a previous major version.



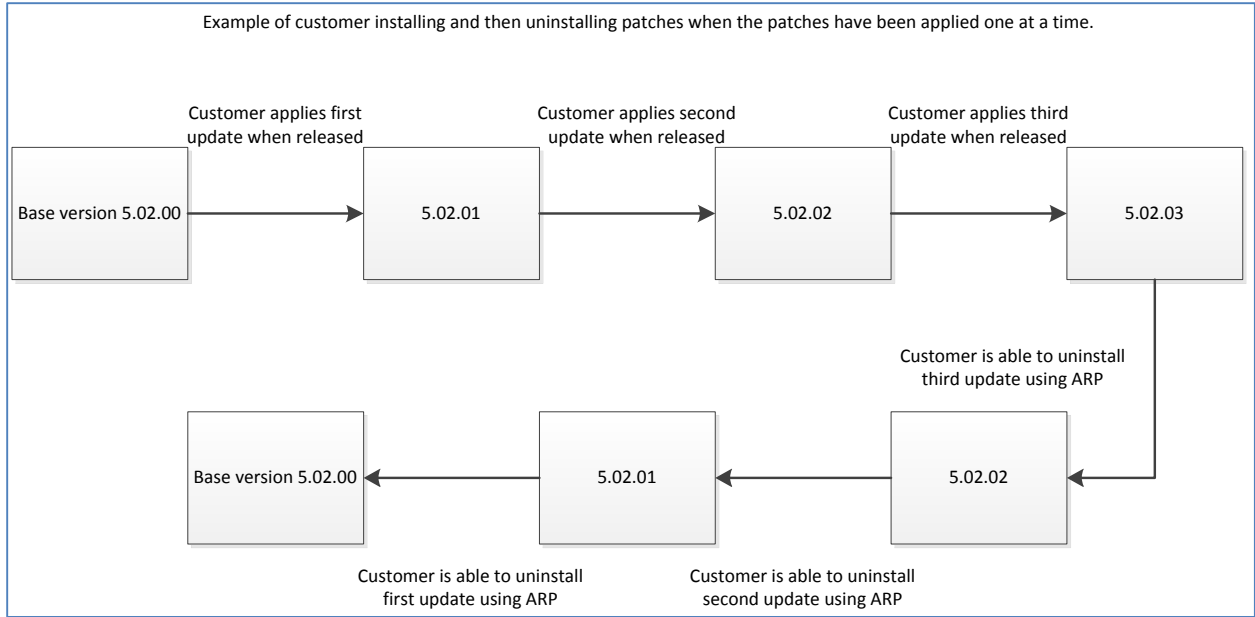
**Diagram 1: Upgrade flow for Patch Upgrades and major Upgrades**

## Updates of the non-Patch DSS Version available via hp.com

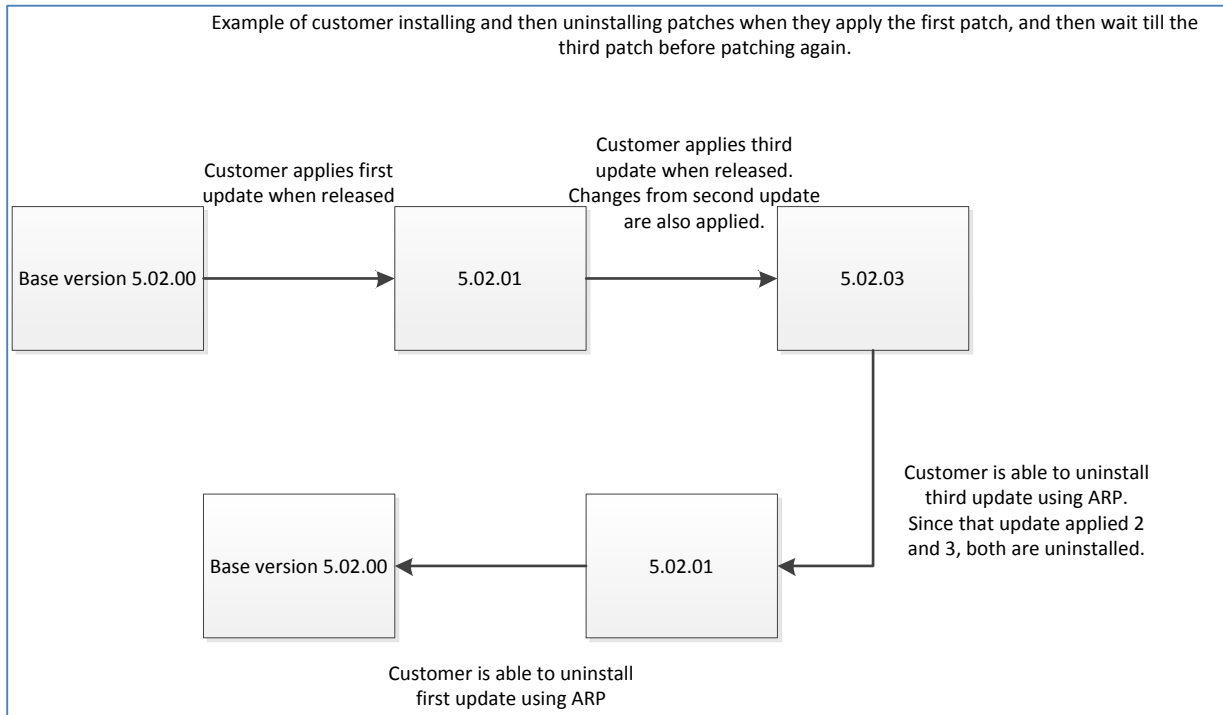
Whenever a patch upgrade is released the main version of DSS code available via hp.com will also be updated to be the most recent version containing all available patches. Customers installing on a clean system and those upgrading from an earlier major release of DSS will want to install the full version.

## Uninstalling Patches

Patches can be uninstalled using the Add and Remove Programs utility in the Windows' control panel. The uninstall will remove any patches the last patch upgrade installed, even if it did more than one patch during the install. See the diagrams below.



**Diagram 2: Uninstall flow when Patches have been applied one at a time**



**Diagram 3: Example of uninstall results when an upgrade included more than 1 patch**

## Where to get patches

Patches will be available from the DSS 5 Product Support Page which can be reached at [www.hp.com/support/dss5](http://www.hp.com/support/dss5).

The interface has not yet been implemented for DSS, this white paper will be updated with instructions of how to access the patches before the first patch becomes available.