



**Latex 110 Printer**

**Legal information**

© Copyright 2015 HP Development  
Company, L.P.  
1st edition

**Legal notices**

The information contained herein is subject to change without notice.

The only warranties for HP products and services are set forth in the express warranty statements accompanying such products and services. Nothing herein should be construed as constituting an additional warranty.

HP shall not be liable for technical or editorial errors or omissions contained herein.

---

# Table of contents

<b>1 Safety precautions .....</b>	<b>1</b>
General safety guidelines .....	1
Electrical shock hazard .....	1
Heat hazard .....	2
Fire hazard .....	2
Mechanical hazard .....	3
Light radiation hazard .....	3
Heavy substrate hazard .....	3
Ink handling .....	3
Warnings and cautions .....	3
Warning labels .....	4
<b>2 HP Software License Agreement .....</b>	<b>7</b>
<b>3 Open-source software .....</b>	<b>9</b>
Open source acknowledgments .....	9
Open source written offer .....	9
<b>4 Environmental notices .....</b>	<b>10</b>
Environmental product stewardship program .....	10
Eco-tips .....	10
Material Safety Data Sheets .....	10
Chemical substances .....	10
Plastics .....	10
Recycling program .....	11
Battery disposal (California) .....	11
Lithium battery .....	11
Battery disposal (Taiwan) .....	11
Battery disposal (Netherlands) .....	11
Battery directive (EU) .....	11
Disposal of waste equipment by users (EU, India) .....	11

Turkey Restriction of Hazardous Substances .....	12
Ukraine Restriction of Hazardous Substances .....	12
India Restriction of Hazardous Substances .....	11
China Restriction of Hazardous Substances .....	11
Information regarding Energy Star .....	11
Denmark .....	13
China altitude .....	13

**5 Regulatory notices ..... 14**

Regulatory Model Number .....	14
Product Noise Emissions .....	14
USA: Electro-Magnetic Compatibility .....	14
Canada: Electro-Magnetic Compatibility .....	15
European Union .....	15
China .....	15
Korea .....	15
Japan .....	15
Taiwan .....	15
Declaration of conformity .....	16

---

# 1 Safety precautions

Before using your printer, read the following safety precautions to make sure you use the equipment safely.


You are expected to have the appropriate technical training and experience necessary to be aware of hazards to which you may be exposed in performing a task, and take appropriate measures to minimize the risks to yourself and to other people.

## General safety guidelines

- There are no operator-serviceable parts inside the printer except those covered by HP's Customer Self Repair program (see <http://www.hp.com/go/selfrepair/>). Refer servicing of other parts to qualified service personnel.
- Turn off the printer and call your service representative in any of the following cases.
  - The power cord or plug is damaged.
  - The curing enclosures are damaged.
  - The printer has been damaged by an impact.
  - There is any mechanical or enclosure damage.
  - Liquid has entered the printer.
  - There is smoke or an unusual smell coming from the printer.
  - The printer has been dropped or the curing module has been damaged.
  - The printer is not operating normally.
- Turn off the printer in either of the following cases.
  - During a thunderstorm
  - During a power failure
- Take special care with zones marked with warning labels.

## Electrical shock hazard

---

 **WARNING!** The internal circuits of curing zones, output drier, print zone heaters and built-in power supplies operate at hazardous voltages capable of causing death or serious personal injury.

---

The printer uses two power cords. Unplug both power cords before servicing the printer.

To avoid the risk of electric shock:

- The printer must be connected to earthed mains outlets only.
- Do not attempt to dismantle the curing modules.
- Do not remove or open any other closed system covers or plugs.
- Do not insert objects through slots in the printer.

## Heat hazard

The curing subsystems of the printer operate at high temperatures and can cause burns if touched. To avoid personal injury, take the following precautions.

- Do not touch the internal enclosures of the printer's curing zones.
- Let the printer cool down when accessing to internal curing zone and output platen in case of substrate jam.
- Let the printer cool down before performing some maintenance operations.

## Fire hazard

The curing subsystems of the printer operate at high temperatures.

To avoid the risk of fire, take the following precautions.

- The customer is responsible to meet the printer's requirements and the Electrical Code requirements according to the local jurisdiction of the country where the equipment is installed. Use the power supply voltage specified on the nameplate.
- Connect the power cords to dedicated lines, each protected by a branch circuit breaker according to the information detailed in the Site Preparation documentation. Do not use a power strip (relocatable power tap) to connect both power cords.
- Use only the power cords supplied by HP with the printer. Do not use a damaged power cord. Do not use the power cords with other products.
- Do not insert objects through slots in the printer.
- Take care not to spill liquid on the printer. After cleaning, make sure all components are dry before using the printer again.
- Do not use aerosol products that contain flammable gases inside or around the printer. Do not operate the printer in an explosive atmosphere.
- Do not block or cover the openings of the printer.
- Do not attempt neither dismantle nor modify the curing modules.
- Ensure that the operating temperature of the substrate recommended by the manufacturer is not exceeded. If this information is not available, ask the manufacturer. Do not load substrates that cannot be used at an operating temperature above 125°C (257°F).
- Do not load substrates with auto-ignition temperatures below 250°C (482°F). If this information is not available, printing must be supervised at all times. See note below.



**NOTE:** Test method based on EN ISO 6942:2002; Evaluation of materials and material assemblies when exposed to a source of radiant heat, method B. The test conditions, to determine the temperature when the substrate starts ignition (either flame or glow) were: Heat flux density: 30 kW/m<sup>2</sup>, copper calorimeter, K type thermocouple.

## Mechanical hazard

The printer has moving parts that could cause injury. To avoid personal injury, take the following precautions when working close to the printer.

- Keep your clothing and all parts of your body away from the printer's moving parts.
- Avoid wearing necklaces, bracelets, and other hanging objects.
- If your hair is long, try to secure it so that it will not fall into the printer.
- Take care that sleeves or gloves do not get caught in the printer's moving parts.
- Avoid standing close to the fans, which could cause injury and could also affect print quality (by obstructing the air flow).
- Do not touch gears or moving rolls during printing.
- Do not operate the printer with covers bypassed.

## Light radiation hazard

Light radiation is emitted from the illumination of the print zone. This illumination is in compliance with the requirements of the exempt group of IEC 62471:2006, Photobiological safety of lamps and lamp systems. However, you are recommended not to look directly at the LEDs while they are on. Do not modify the module.

## Heavy substrate hazard

Special care must be taken to avoid personal injury when handling heavy substrates.

- Handling heavy substrate rolls may require more than one person. Care must be taken to avoid back strain and/or injury.
- Consider using a forklift, pallet truck, or other handling equipment.
- When handling heavy substrate rolls, wear personal protective equipment including boots and gloves.

## Ink handling

HP recommends that you wear gloves when handling ink system components.

## Warnings and cautions




The following symbols are used in this manual to ensure the proper use of the printer and to prevent the printer from being damaged. Follow the instructions marked with these symbols.



**WARNING!** Failure to follow the guidelines marked with this symbol could result in serious personal injury or death.






**⚠ CAUTION:** Failure to follow the guidelines marked with this symbol could result in minor personal injury or damage to the product.

## Warning labels

Label	Explanation
	<p>Printer label.</p> <p>To identify the printer power cord.</p>
	<p>Curing label.</p> <p>To identify the curing power cord.</p>
	<p>Electrical Shock Hazard. Heating modules operate at hazardous voltages. Disconnect power source before servicing.</p> <p><b>CAUTION:</b> Double pole. Neutral fusing.</p> <p>Equipment to be connected to earthed mains outlet only. Refer servicing to qualified service personnel. Disconnect all power cords before servicing. No operator serviceable parts inside the printer.</p> <p>Before starting, read and follow the operating and safety instructions. Ensure that the input voltage is within the printer's rated voltage range. The printer requires up to two dedicated lines.</p>

Located on e-Box. For user.



Label	Explanation
	<p>Risk of burns. Do not touch the curing zone and the output platen of the printer. It could be hot.</p>
<p>Located in front of the curing module. For user.</p>	
	<p>Moving part. Keep away from moving printhead carriage. When printing, the printhead carriage travels back and forth across the substrate.</p>
<p>Located on rear side of the scan axis window, behind the plastic. For user.</p>	
	<p>You are recommended to wear gloves when handling maintenance cartridge and ink collector or removable print zone installation.</p>
<p>Located on maintenance cartridge. For user.</p>	
	<p>Electric shock hazard. Heating modules operate at hazardous voltages. Disconnect all power sources before servicing.</p>
<p>Located on the curing control PCA enclosure. For service personnel only.</p>	
	<p>Hazardous moving parts. Rotating fan blades. Keep hands clear.</p>
<p>Located internally near the vacuum fan and the aerosol fan. For service personnel only.</p>	



---

**NOTE:** Final label position and size on printer could differ slightly, but always close to potential risk and visible to user/maintenance/service personnel.

---

---

## 2 HP Software License Agreement

PLEASE READ CAREFULLY BEFORE USING THIS SOFTWARE PRODUCT: This End-User License Agreement (“EULA”) is a contract between (a) you (either an individual or the entity you represent) and (b) HP Company (“HP”) that governs your use of the software product (“Software”). This EULA does not apply if there is a separate license agreement between you and HP or its suppliers for the Software, including a license agreement in online documentation. The term “Software” may include (i) associated media, (ii) a user guide and other printed materials, and (iii) “online” or electronic documentation (collectively “User Documentation”).

RIGHTS IN THE SOFTWARE ARE OFFERED ONLY ON THE CONDITION THAT YOU AGREE TO ALL TERMS AND CONDITIONS OF THIS EULA. BY INSTALLING, COPYING, DOWNLOADING, OR OTHERWISE USING THE SOFTWARE, YOU AGREE TO BE BOUND BY THIS EULA. IF YOU DO NOT ACCEPT THIS EULA, DO NOT INSTALL, DOWNLOAD, OR OTHERWISE USE THE SOFTWARE. IF YOU PURCHASED THE SOFTWARE BUT DO NOT AGREE TO THIS EULA, PLEASE RETURN THE SOFTWARE TO YOUR PLACE OF PURCHASE WITHIN FOURTEEN DAYS FOR A REFUND OF THE PURCHASE PRICE; IF THE SOFTWARE IS INSTALLED ON OR MADE AVAILABLE WITH ANOTHER HP PRODUCT, YOU MAY RETURN THE ENTIRE UNUSED PRODUCT.

1. **THIRD PARTY SOFTWARE.** The Software may include, in addition to HP proprietary software (“HP Software”), software under licenses from third parties (“Third Party Software” and “Third Party License”). Any Third Party Software is licensed to you subject to the terms and conditions of the corresponding Third Party License. Generally, the Third Party License is located in a file such as license.txt; you should contact HP support if you cannot find any Third Party License. If the Third Party Licenses include licenses that provide for the availability of source code (such as the GNU General Public License) and the corresponding source code is not included with the Software, then check the product support pages of HP’s website (hp.com) to learn how to obtain such source code.
2. **LICENSE RIGHTS.** You will have the following rights provided you comply with all terms and conditions of this EULA:
  - a. **Use.** HP grants you a license to Use one copy of the HP Software. “Use” means installing, copying, storing, loading, executing, displaying, or otherwise using the HP Software. You may not modify the HP Software or disable any licensing or control feature of the HP Software. If this Software is provided by HP for Use with an imaging or printing product (for example, if the Software is a printer driver, firmware, or add-on), the HP Software may only be used with such product (“HP Product”). Additional restrictions on Use may appear in the User Documentation. You may not separate component parts of the HP Software for Use. You do not have the right to distribute the HP Software.
  - b. **Copying.** Your right to copy means you may make archival or back-up copies of the HP Software, provided each copy contains all the original HP Software’s proprietary notices and is used only for back-up purposes.

- 3. UPGRADES.** To Use HP Software provided by HP as an upgrade, update, or supplement (collectively “Upgrade”), you must first be licensed for the original HP Software identified by HP as eligible for the Upgrade. To the extent the Upgrade supersedes the original HP Software, you may no longer use such HP Software. This EULA applies to each Upgrade unless HP provides other terms with the Upgrade. In case of a conflict between this EULA and such other terms, the other terms will prevail.
- 4. TRANSFER.**
  - a. Third Party Transfer.** The initial end user of the HP Software may make a one-time transfer of the HP Software to another end user. Any transfer will include all component parts, media, User Documentation, this EULA, and if applicable, the Certificate of Authenticity. The transfer may not be an indirect transfer, such as a consignment. Prior to the transfer, the end user receiving the transferred Software will agree to this EULA. Upon transfer of the HP Software, your license is automatically terminated.
  - b. Restrictions.** You may not rent, lease, or lend the HP Software or Use the HP Software for commercial timesharing or bureau use. You may not sublicense, assign, or otherwise transfer the HP Software except as expressly provided in this EULA.
- 5. PROPRIETARY RIGHTS.** All intellectual property rights in the Software and User Documentation are owned by HP or its suppliers and are protected by law, including applicable copyright, trade secret, patent, and trademark laws. You will not remove any product identification, copyright notice, or proprietary restriction from the Software.
- 6. LIMITATION ON REVERSE ENGINEERING.** You may not reverse engineer, decompile, or disassemble the HP Software, except and only to the extent that the right to do so is allowed under applicable law.
- 7. CONSENT TO USE OF DATA.** HP and its affiliates may collect and use technical information you provide in relation to (i) your Use of the Software or the HP Product, or (ii) the provision of support services related to the Software or the HP Product. All such information will be subject to HP’s privacy policy. HP will not use such information in a form that personally identifies you except to the extent necessary to enhance your Use or provide support services.
- 8. LIMITATION OF LIABILITY.** Notwithstanding any damages that you might incur, the entire liability of HP and its suppliers under this EULA and your exclusive remedy under this EULA will be limited to the greater of the amount actually paid by you for the Product or U.S. \$5.00. TO THE MAXIMUM EXTENT PERMITTED BY APPLICABLE LAW, IN NO EVENT WILL HP OR ITS SUPPLIERS BE LIABLE FOR ANY SPECIAL, INCIDENTAL, INDIRECT, OR CONSEQUENTIAL DAMAGES (INCLUDING DAMAGES FOR LOST PROFITS, LOST DATA, BUSINESS INTERRUPTION, PERSONAL INJURY, OR LOSS OF PRIVACY) RELATED IN ANY WAY TO THE USE OF OR INABILITY TO USE THE SOFTWARE, EVEN IF HP OR ANY SUPPLIER HAS BEEN ADVISED OF THE POSSIBILITY OF SUCH DAMAGES AND EVEN IF THE ABOVE REMEDY FAILS OF ITS ESSENTIAL PURPOSE. Some states or other jurisdictions do not allow the exclusion or limitation of incidental or consequential damages, so the above limitation or exclusion may not apply to you.
- 9. U.S. GOVERNMENT CUSTOMERS.** If you are a U.S. Government entity, then consistent with FAR 12.211 and FAR 12.212, Commercial Computer Software, Computer Software Documentation, and Technical Data for Commercial Items are licensed under the applicable HP commercial license agreement.
- 10. COMPLIANCE WITH EXPORT LAWS.** You will comply with all laws, rules, and regulations (i) applicable to the export or import of the Software, or (ii) restricting the Use of the Software, including any restrictions on nuclear, chemical, or biological weapons proliferation.
- 11. RESERVATION OF RIGHTS.** HP and its suppliers reserve all rights not expressly granted to you in this EULA.

---

## 3 Open-source software

### Open source acknowledgments

- This product includes software developed by the Apache Software Foundation (<http://www.apache.org/>).
- The source code, object code, and documentation in the com.oreilly.servlet package is licensed by Hunter Digital Ventures, LLC.
- This software is based in part on the work of the Independent JPEG Group.
- Regular expression support provided by the PCRE library package, which is open source software written by Philip Hazel, and copyright by the University of Cambridge, England. Source at <ftp://ftp.csx.cam.ac.uk/pub/software/programming/pcre>.
- This software includes cryptographic software written by Eric Young (eay@cryptsoft.com).

### Open source written offer

In accordance with the GNU General Public License, the SMAIL General Public License, and the Sleepy Cat software license, HP is providing you with this written offer to receive on a CD-R, at the cost of \$30, a complete machine-readable copy of the source code corresponding to all the code distributed to you under a GNU General Public License, SMAIL General Public License, and/or Sleepy Cat software licenses. You can request this CD-R from your local HP support representative; telephone numbers and e-mail addresses can be found at [http://welcome.hp.com/country/us/en/wwcontact\\_us.html](http://welcome.hp.com/country/us/en/wwcontact_us.html).

---

## 4 Environmental notices

### Environmental product stewardship program

HP is committed to providing quality products in an environmentally sound manner. Design for recycling has been incorporated into this product. The number of materials has been kept to a minimum while ensuring proper functionality and reliability. Dissimilar materials have been designed to separate easily. Fasteners and other connections are easy to locate, access and remove using common tools. High-priority parts have been designed to access quickly for efficient disassembly and repair. For more information, visit HP's Commitment to the Environment Web site at <http://www.hp.com/hpinfo/globalcitizenship/environment/>.

### Eco-tips

HP is committed to helping customers reduce their environmental footprint. HP has provided the Eco-Tips below to help you focus on ways to assess and reduce the impact of your printing choices. In addition to specific features in this product, please visit the HP Eco Solutions website for more information on HP's environmental initiatives. <http://www.hp.com/hpinfo/globalcitizenship/environment/>

### Material Safety Data Sheets

You can obtain current Material Safety Data Sheets for the ink systems used in the printer by mailing a request to this address: HP Customer Information Center, 19310 Pruneridge Avenue, Dept. MSDS, Cupertino, CA 95014, U.S.A.

There is also a Web page: [http://www.hp.com/hpinfo/community/environment/productinfo/psis\\_inkjet.htm](http://www.hp.com/hpinfo/community/environment/productinfo/psis_inkjet.htm)

### Chemical substances

HP is committed to providing our customers with information about the chemical substances in our products as needed to comply with legal requirements such as REACH (Regulation EC No. 1907/2006 of the European Parliament and the Council). A chemical information report for this product can be found at <http://www.hp.com/go/reach/>.

### Plastics

Plastic parts over 25 grams are marked according to international standards that enhance the ability to identify plastics for recycling purposes at the end of product life.

## Recycling program

HP offers an increasing number of product return and recycling programs in many countries/regions, and partners with some of the largest electronics recycling centers throughout the world. HP conserves resources by reselling some of its most popular products. For more information regarding recycling of HP products, please visit <http://www.hp.com/hpinfo/globalcitizenship/environment/recycle/>.

## Battery disposal (California)

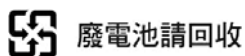
**Attention California users:** The battery supplied with this product may contain perchlorate material. Special handling may apply. See <http://www.dtsc.ca.gov/hazardouswaste/perchlorate/> for information.

**Atención a los usuarios de California:** La pila proporcionada con este producto puede contener perclorato. Podría requerir manipulación especial. Consulte <http://www.dtsc.ca.gov/hazardouswaste/perchlorate/> para obtener más información.

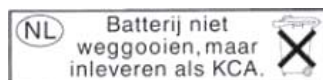
## Lithium battery

This HP product contains a lithium battery located on the main board that may require special handling at the end of its life.

## Battery disposal (Taiwan)



## Battery disposal (Netherlands)



Batteries are delivered with this product. When discharged, do not throw them away, but collect them as small chemical waste.

Bij dit product zijn batterijen geleverd. Wanneer de batterijen leeg zijn, dient u deze niet als huisvuil weg te gooien, maar als KCA in te leveren.

## Battery directive (EU)



This product contains a battery that is used to maintain data integrity of real-time clock or product settings and is designed to last the life of the product. Any attempt to service or replace this battery should be performed by a qualified service technician.

## Disposal of waste equipment by users (EU, India)



This symbol means do not dispose of your product with your other household waste. Instead, you should protect human health and the environment by handing over your waste equipment to a designated collection point for the recycling of waste electrical and electronic equipment. For more information, please contact your household waste disposal service, or go to <http://www.hp.com/recycle>

## Turkey Restriction of Hazardous Substances

Türkiye Cumhuriyeti: EEE Yönetmeliğine Uygundur” (Republic of Turkey: In conformity with the EEE Regulation)

## Ukraine Restriction of Hazardous Substances

Обладнання відповідає вимогам Технічного регламенту щодо обмеження використання деяких небезпечних речовин в електричному та електронному обладнанні, затвердженого постановою Кабінету Міністрів України від 3 грудня 2008 № 1057

The equipment complies with requirements of the Technical Regulation, approved by the Resolution of Cabinet of Ministry of Ukraine as of December 3, 2008 № 1057, in terms of restrictions for the use of certain dangerous substances in electrical and electronic equipment.

## India Restriction of Hazardous Substances

This product complies with the “India E-waste Rule 2011” and prohibits use of lead, mercury, hexavalent chromium, polybrominated biphenyls or polybrominated diphenyl ethers in concentrations exceeding 0.1 weight % and 0.01 weight % for cadmium, except for the exemptions set in Schedule 2 of the Rule.

## China Restriction of Hazardous Substances

产品中有毒有害物质或元素的名称及含量

根据中国《电子信息产品污染控制管理办法》

零件描述	有毒有害物质和元素					
	铅	汞	镉	六价铬	多溴联苯	多溴联苯醚
外壳和托盘	0	0	0	0	0	0
电线	0	0	0	0	0	0
印刷电路板	X	0	0	0	0	0
打印系统	X	0	0	0	0	0
显示器	0	0	0	0	0	0
喷墨打印机墨盒**	0	0	0	0	0	0
激光打印机硒鼓**	0	0	0	0	0	0
扫描仪**	X	0	0	0	0	0
电池板**	0	0	0	0	0	0
外部电源**	0	0	0	0	0	0
支架**	0	0	0	0	0	0
灯具**	0	0	0	0	0	0



**O:** 指此部件的所有均一材质中包含的这种有毒有害物质，含量低于 SJ/Txxx-xxxx 的限制

**X:** 指此部件使用的均一材质中至少有一种包含的这种有毒有害物质，含量高于 SJ/Txxx-xxxx 的限制

注：环保使用期限的参考标识取决于产品正常工作的温度和湿度等条件

\*\*以上只适用于使用这些部件的产品

---

## Information regarding Energy Star

To determine the ENERGY STAR® qualification of this product, see <http://www.hp.com/go/energystar/>. ENERGY STAR and the ENERGY STAR trademark are registered U.S. trademarks.

### Power Consumption

HP printing and imaging equipment marked with the ENERGY STAR® logo is qualified to the U.S. Environmental Protection Agency's ENERGY STAR specifications for imaging equipment. The following mark will appear on ENERGY STAR qualified imaging products:



Additional ENERGY STAR qualified imaging product model information is listed at: <http://www.hp.com/go/energystar>.

## Denmark

For tilslutning af de øvrige ledere, se medfølgende installationsvejledning.

## China altitude

仅适用于海拔2000m以下  
地区安全使用

---

# 5 Regulatory notices

## Regulatory Model Number

For regulatory identification purposes, your product is assigned a Regulatory Model Number. The Regulatory Model Number for your product is **BCLAA-1302**. This regulatory number should not be confused with the marketing name (such as HP Latex printer) or product number (such as Z####X, where Z and X are any single letter and # is any number).

## Product Noise Emissions

Sound pressure level @ bystander position (LpA per ISO 7779) is < 70dB(A)

## USA: Electro-Magnetic Compatibility


### FCC statements

The U.S. Federal Communications Commission (in 47 cfr15.105) has specified that the following notices be brought to the attention of users of this product.

This device complies with part 15 of the FCC Rules. Operation is subject to the following two conditions: (1) This device may not cause harmful interference, and (2) this device must accept any interference received, including interference that may cause undesired operation.

**Shielded cables:** Use of shielded data cables is required to comply with the Class A limits of Part 15 of the FCC Rules.

---

 **CAUTION:** Pursuant to Part 15.21 of the FCC Rules, any changes or modifications to this equipment not expressly approved by the HP Company may cause harmful interference and void the FCC authorization to operate this equipment.

---

This equipment has been tested and found to comply with the limits for a Class A digital device, pursuant to part 15 of the FCC Rules. These limits are designed to provide reasonable protection against harmful interference in a commercial environment. This equipment generates, uses, and can radiate radio frequency energy and, if not installed and used in accordance with the instructions, may cause harmful interference to radio communications. Operation of this equipment in a residential area is likely to cause harmful interference, in which case users will be required to correct the interference at their own expense.

# Canada: Electro-Magnetic Compatibility

## Normes de sécurité

Le présent appareil numérique n'émet pas de bruits radioélectriques dépassant les limites applicables aux appareils numériques de Classe A prescrites dans le règlement sur le brouillage radioélectrique édicté par le Ministère des Communications du Canada.

## DOC statement

This digital apparatus does not exceed the Class A limits for radio noise emissions from digital apparatus set out in the Radio Interference Regulations of the Canadian Department of Communications.

## European Union

**⚠ WARNING!** This is a Class A product. In a domestic environment this product may cause radio interference in which case the user may be required to take adequate measures.

## China

此为A级产品，在生活环境中，该产品可能会造成无线电干扰。在这种情况下，可能需要用户对其干扰采取切实可行的措施。

## Korea

사용자 안내문 :A 급 기기

이 기기는 업무용으로 전자파적합등록을 받은 기기이오니, 판매자 또는 사용자는 이 점을 주의하시기 바라며, 만약 잘못 구입 하셨을 때에는 구입한 곳에서 비업무용으로 교환하시기 바랍니다.

## Japan

この装置は、クラス A 情報技術装置です。この装置を家庭環境で使用すると電波妨害を引き起こすことがあります。この場合には使用者は適切な対策を講ずるよう要求されることがあります。

VCCI-A

製品には、同梱された電源コードをお使い下さい。同梱された電源コードは、他の製品では使用出来ません。

## Taiwan

警告使用者:這是甲類的資訊產品,在居住的環境中使用時,可能會造成射頻干擾,在這種情況下,使用者會被要求採取某些適當的對策。

## Declaration of conformity

according to ISO/IEC 17050-1 and EN 17050-1

Declaration of conformity number:	BCLAA-1302-R04
Supplier's name:	Hewlett Packard Company
Supplier's address:	Camí de Can Graells, 1-21 08174 Sant Cugat del Vallès Barcelona, Spain

## declares that the product

Product name and model:	HP Latex110 Printer Series
Regulatory Model Number <sup>(1)</sup> :	BCLAA-1302
Product options:	All

## conforms to the following product specifications and regulations

EMC:	EN 55022:2010 / CISPR 22:2008 Class A EN 55024:2010 / CISPR 24:2010 EN 61000-3-2:2006 + A1:2009 + A2:2009 / IEC 61000-3-2:2005 + A1:2008 + A2 : 2009 EN 61000-3-3:2008 / IEC 61000-3-3:2008 FCC CFR 47 Part 15 Class A
Safety:	IEC 60950-1:2005 (2nd Edition)+A1:2009/EN 60950-1:2006+A11:2009+A1:2010+A12:2011. CAN/CSA-C22.2 No. 60950-1- 07 + A1:2011 / UL 60950-1: 2011 EN 62479:2010
RoHS:	EN 50581:2012

The product herewith complies with the requirements of the Low Voltage Directive 2006/95/EC and the EMC Directive 2004/108/EC, the RoHS Directive 2011/65/EU, WEEE Directive 2002/96/EC and carries the marking accordingly.

This device complies with part 15 of the FCC Rules. Operation is subject to the following two conditions:


(1) This device may not cause harmful interference, and (2) this device must accept any interference received, including interference that may cause undesired operation.

The CE certification process is supported by LGAI Technological Center S.A./Applus, EU Notified Body No. 0370.

## Additional information

1) This product is assigned a Regulatory Model Number which stays with the regulatory aspects of the design. The Regulatory Model Number is the main product identifier in the regulatory documentation and test reports, this number should not be confused with the marketing name or the product numbers.

Carlos Lahoz Buch



Product Regulations Manager

Sant Cugat del Vallès (Barcelona)

March 18th, 2015

## Local contacts for regulatory topics only

<http://www.hp.eu/certificates>

**EU:** Hewlett Packard GmbH, HQ-TRE, Herrenberger Strasse 140, 71034 Boeblingen, Germany **U.S.:**

Hewlett Packard, 3000 Hanover St., Palo Alto, CA 94304, U.S.A. 650-857-1501