



HP Latex 300 Printer Series

Legal information

© Copyright 2016 HP Development Company,
L.P.

Edition 2

Legal notices

The information contained herein is subject to change without notice.

The only warranties for HP products and services are set forth in the express warranty statements accompanying such products and services. Nothing herein should be construed as constituting an additional warranty.

HP shall not be liable for technical or editorial errors or omissions contained herein.

Table of contents

1 Safety precautions	1
General safety guidelines	1
Electrical shock hazard	1
Heat hazard	2
Fire hazard	2
Mechanical hazard	3
Light radiation hazard	3
Chemical hazard	3
Heavy substrate hazard	4
Ink handling	4
Warnings and cautions	4
Warning labels	4
2 HP Software License Agreement	7
3 Open-source software	9
Open source acknowledgments	9
Open source written offer	9
4 Environmental notices	10
Environmental product stewardship program	10
Brazil	10
Eco-tips	10
Material Safety Data Sheets	10
Chemical substances	10
Plastics	11
Recycling program	11
Battery disposal (California)	11
Lithium battery	11
Battery disposal (Taiwan)	11
Battery disposal (Netherlands)	11
Battery directive (EU)	11
Disposal of waste equipment by users (EU, India)	12
Изхвърляне на отпадъчни уреди от потребители на домакинства в Европейския съюз	12

Odlaganje odpadne opreme koju provode korisnici u privatnim kućanstvima u Europskoj uniji	12
Scoaterea din uz a echipamentelor uzate de către utilizatorii persoane fizice din Uniunea Europeană	12
Eramajapidamistes kasutuselt kõrvaldatavate seadmete käitlemine Euroopa Liidus	12
Lietotāju atbrīvošanās no nederīgām ierīcēm Eiropas Savienības privātajās mājāsaiņniecībās	13
Hävitettävien laitteiden käsittely kotitalouksissa Euroopan unionin alueella	13
Kassering av förbrukningsmaterial, för hem- och privat användare i EU	13
Turkey: Restriction of Hazardous Substances	13
Ukraine: Restriction of Hazardous Substances	13
India: Restriction of Hazardous Substances	13
China: Restriction of Hazardous Substances	14
Information regarding Energy Star	14

5 Regulatory notices 15

Regulatory Model Number	15
Product Noise Emissions	15
USA: Electro-Magnetic Compatibility	15
Canada: Electro-Magnetic Compatibility	15
Argentina	16
European Union	16
Denmark	16
China: Electro-Magnetic Compatibility	16
China: Altitude	16
Korea	16
Japan: Electro-Magnetic Compatibility	16
Japan: Safety power cord warning	17
Taiwan	17
Declaration of conformity	18

1 Safety precautions


Before using your printer, read the following safety precautions to make sure you use the equipment safely.

You are expected to have the appropriate technical training and experience necessary to be aware of hazards to which you may be exposed in performing a task, and take appropriate measures to minimize the risks to yourself and to other people.

General safety guidelines

- There are no operator-serviceable parts inside the printer except those covered by HP's Customer Self Repair program (see <http://www.hp.com/go/selfrepair/>). Refer servicing of other parts to qualified service personnel.
- Turn off the printer and call your service representative in any of the following cases.
 - The power cord or plug is damaged.
 - The curing enclosures are damaged.
 - The printer has been damaged by an impact.
 - There is any mechanical or enclosure damage.
 - Liquid has entered the printer.
 - There is smoke or an unusual smell coming from the printer.
 - The printer has been dropped or the curing module has been damaged.
 - The printer is not operating normally.
- Turn off the printer in either of the following cases.
 - During a thunderstorm
 - During a power failure
- Take special care with zones marked with warning labels.

Electrical shock hazard

 **WARNING!** The internal circuits of curing zones, vapor removal, print zone heaters and built-in power supplies operate at hazardous voltages capable of causing death or serious personal injury.

The printer uses two power cords. Unplug both power cords before servicing the printer.

To avoid the risk of electric shock:

- The printer must be connected to earthed mains outlets only.
- Do not attempt to dismantle the curing modules.
- Do not remove or open any other closed system covers or plugs.
- Do not insert objects through slots in the printer.

Heat hazard

The curing subsystems of the printer operate at high temperatures and can cause burns if touched. To avoid personal injury, take the following precautions.

- Do not touch the internal enclosures of the printer's curing zones.
- Let the printer cool down when accessing to internal curing zone and output platen in case of substrate jam.
- Let the printer cool down before performing some maintenance operations.

Fire hazard

The curing subsystems of the printer operate at high temperatures.

To avoid the risk of fire, take the following precautions.

- The customer is responsible to meet the printer's requirements and the Electrical Code requirements according to the local jurisdiction of the country where the equipment is installed. Use the power supply voltage specified on the nameplate.
- Connect the power cords to dedicated lines, each protected by a branch circuit breaker according to the information detailed in the Site Preparation documentation. Do not use a power strip (relocatable power tap) to connect both power cords.
- Use only the power cords supplied by HP with the printer. Do not use a damaged power cord. Do not use the power cords with other products.
- Do not insert objects through slots in the printer.
- Take care not to spill liquid on the printer. After cleaning, make sure all components are dry before using the printer again.
- Do not use aerosol products that contain flammable gases inside or around the printer. Do not operate the printer in an explosive atmosphere.
- Do not block or cover the openings of the printer.
- Do not attempt neither dismantle nor modify the curing modules.
- Ensure that the operating temperature of the substrate recommended by the manufacturer is not exceeded. If this information is not available, ask the manufacturer. Do not load substrates that cannot be used at an operating temperature above 125°C (257°F).
- Do not load substrates with auto-ignition temperatures below 250°C (482°F). If this information is not available, printing must be supervised at all times. See note below.



NOTE: Test method based on EN ISO 6942:2002; Evaluation of materials and material assemblies when exposed to a source of radiant heat, method B. The test conditions, to determine the temperature when the substrate starts ignition (either flame or glow) were: Heat flux density: 30 kW/m², copper calorimeter, K type thermocouple.

Mechanical hazard

The printer has moving parts that could cause injury. To avoid personal injury, take the following precautions when working close to the printer.

- Keep your clothing and all parts of your body away from the printer's moving parts.
- Avoid wearing necklaces, bracelets, and other hanging objects.
- If your hair is long, try to secure it so that it will not fall into the printer.
- Take care that sleeves or gloves do not get caught in the printer's moving parts.
- Avoid standing close to the fans, which could cause injury and could also affect print quality (by obstructing the air flow).
- Do not touch gears or moving rolls during printing.
- Do not operate the printer with covers bypassed.

Light radiation hazard

Light radiation is emitted from the illumination of the print zone. This illumination is in compliance with the requirements of the exempt group of IEC 62471:2006, Photobiological safety of lamps and lamp systems. However, you are recommended not to look directly at the LEDs while they are on. Do not modify the module.

Chemical hazard

The Safety Data Sheets for the consumables identify the ink ingredients. Adequate ventilation should be provided to ensure that potential airborne exposures to these substances are adequately controlled.

You can obtain current Material Safety Data Sheets for the ink systems used in the printer from <http://www.hp.com/go/msds>.

Heavy substrate hazard

Special care must be taken to avoid personal injury when handling heavy substrates.



- Handling heavy substrate rolls may require more than one person. Care must be taken to avoid back strain and/or injury.
- Consider using a forklift, pallet truck, or other handling equipment.
- When handling heavy substrate rolls, wear personal protective equipment including boots and gloves.

Ink handling



HP recommends that you wear gloves when handling ink system components.






Warnings and cautions






The following symbols are used in this manual to ensure the proper use of the printer and to prevent the printer from being damaged. Follow the instructions marked with these symbols.

-  **WARNING!** Failure to follow the guidelines marked with this symbol could result in serious personal injury or death.
-  **CAUTION:** Failure to follow the guidelines marked with this symbol could result in minor personal injury or damage to the product.

Warning labels

Label	Explanation
	Printer label. To identify the printer power cord.
	Curing label. To identify the curing power cord.

Label	Explanation
 <p>ELECTRIC SHOCK HAZARD Heating modules operate at hazardous voltages. Disconnect power source before servicing. Caution! Double pole. Neutral fusing.</p> <p>设备必须连接到接地的电源插座 Equipment must be connected to earthed mains outlet only. Disconnect power source before servicing. Caution! Double pole. Neutral fusing.</p> <p>非维修人员请勿打开机盖 需要维修时请找专业人员服务 No operator serviceable parts inside. Refer servicing to qualified service personnel. No hay piezas reparables por el usuario en el interior. Reparaciones: contactar con personal de servicio autorizado.</p> <p>Before starting, read and follow the operating and safety instructions. Avant de commencer, lisez et suivez les instructions de fonctionnement et de sécurité. Lesen und befolgen Sie bitte die Bedienungs- und Sicherheitsanweisungen, bevor Sie starten. Antes de empezar, lea y siga las instrucciones sobre funcionamiento y seguridad. 开始之前，请阅读并遵循以下操作和安全说明 開始之前，請閱讀並遵守以下操作和安全說明</p>	<p>Electrical Shock Hazard. Heating modules operate at hazardous voltages. Disconnect power source before servicing.</p> <p>CAUTION: Double pole. Neutral fusing.</p> <p>Equipment to be connected to earthed mains outlet only. Refer servicing to qualified service personnel. Disconnect all power cords before servicing. No operator-serviceable parts inside the printer.</p> <p>Before starting, read and follow the operating and safety instructions. Ensure that the input voltage is within the printer's rated voltage range. The printer requires up to two dedicated lines.</p>
<p>Located on e-box.</p> 	<p>Risk of burns.</p> <p>Do not touch the curing zone or the output platen of the printer. They could be hot.</p>
<p>Located in front of vapor removal module (curing module).</p> 	<p>Risk of trapping fingers.</p> <p>Do not touch gears while moving. Your hands may become trapped between gearwheels.</p>
<p>Located on rear sides of substrate path, one on the substrate input gear and one on the take-up reel gear (HP Latex 335 and 365 only).</p> 	<p>Moving part.</p> <p>Keep away from moving printhead carriage. When printing, the printhead carriage travels back and forth across the substrate.</p>
<p>Located on rear side of the scan axis window, behind the plastic.</p> 	<p>You are recommended to wear gloves when handling maintenance cartridge and ink collector or removable print-zone installation.</p>

Label	Explanation
 <p>Located on take-up reel plastic.</p>	<p>Risk of trapped fingers. When loading substrates, take care with your hands; they may become trapped between the substrate and printer.</p>
 <p>Located on veridian enclosure. For service personnel only.</p>	<p>Electric shock hazard.</p> <p>Heating modules operate at hazardous voltages. Disconnect all power sources before servicing.</p>
 <p>Located internally, close to the print zone heating coils enclosure between fans (HP Latex 365 only). For service personnel only.</p>	<p>Electric shock hazard.</p> <p>The printer has two input power cords. Power supplies operate at hazardous voltages. Disconnect all power cords before servicing.</p>
 <p>Two located internally, close to the print zone heating fans between fans (HP Latex 365 only), and one near the vacuum fan and the aerosol fan. For service personnel only.</p>	<p>Hazardous moving parts.</p> <p>Rotating fan blades. Keep hands clear.</p>
 <p>Located in Nebula Fire Enclosure (HP Latex 365 only). For service personnel only.</p>	<p>Hazardous area.</p> <p>Heating modules operate at hazardous voltages.</p> <p>Equipment has two input power cords. Disconnect all power cords before servicing. Power supplies operate at hazardous voltages.</p> <p>Electric shock hazard.</p> <p>Double pole, neutral fusing.</p> <p>Equipment to be connected to earthed mains outlet only.</p>

 **NOTE:** Final label position and size on printer could differ slightly, but always close to potential risk and visible to user/maintenance/service personnel.

2 HP Software License Agreement

PLEASE READ CAREFULLY BEFORE USING THIS SOFTWARE PRODUCT: This End-User License Agreement (“EULA”) is a contract between (a) you (either an individual or the entity you represent) and (b) HP that governs your use of the software product (“Software”). This EULA does not apply if there is a separate license agreement between you and HP or its suppliers for the Software, including a license agreement in online documentation. The term “Software” may include (i) associated media, (ii) a user guide and other printed materials, and (iii) “online” or electronic documentation (collectively “User Documentation”).

RIGHTS IN THE SOFTWARE ARE OFFERED ONLY ON THE CONDITION THAT YOU AGREE TO ALL TERMS AND CONDITIONS OF THIS EULA. BY INSTALLING, COPYING, DOWNLOADING, OR OTHERWISE USING THE SOFTWARE, YOU AGREE TO BE BOUND BY THIS EULA. IF YOU DO NOT ACCEPT THIS EULA, DO NOT INSTALL, DOWNLOAD, OR OTHERWISE USE THE SOFTWARE. IF YOU PURCHASED THE SOFTWARE BUT DO NOT AGREE TO THIS EULA, PLEASE RETURN THE SOFTWARE TO YOUR PLACE OF PURCHASE WITHIN FOURTEEN DAYS FOR A REFUND OF THE PURCHASE PRICE; IF THE SOFTWARE IS INSTALLED ON OR MADE AVAILABLE WITH ANOTHER HP PRODUCT, YOU MAY RETURN THE ENTIRE UNUSED PRODUCT.

- 1. THIRD PARTY SOFTWARE.** The Software may include, in addition to HP proprietary software (“HP Software”), software under licenses from third parties (“Third Party Software” and “Third Party License”). Any Third Party Software is licensed to you subject to the terms and conditions of the corresponding Third Party License. Generally, the Third Party License is located in a file such as license.txt; you should contact HP support if you cannot find any Third Party License. If the Third Party Licenses include licenses that provide for the availability of source code (such as the GNU General Public License) and the corresponding source code is not included with the Software, then check the product support pages of HP’s website (hp.com) to learn how to obtain such source code.
- 2. LICENSE RIGHTS.** You will have the following rights provided you comply with all terms and conditions of this EULA:
 - a. Use.** HP grants you a license to Use one copy of the HP Software. “Use” means installing, copying, storing, loading, executing, displaying, or otherwise using the HP Software. You may not modify the HP Software or disable any licensing or control feature of the HP Software. If this Software is provided by HP for Use with an imaging or printing product (for example, if the Software is a printer driver, firmware, or add-on), the HP Software may only be used with such product (“HP Product”). Additional restrictions on Use may appear in the User Documentation. You may not separate component parts of the HP Software for Use. You do not have the right to distribute the HP Software.
 - b. Copying.** Your right to copy means you may make archival or back-up copies of the HP Software, provided each copy contains all the original HP Software’s proprietary notices and is used only for back-up purposes.
- 3. UPGRADES.** To Use HP Software provided by HP as an upgrade, update, or supplement (collectively “Upgrade”), you must first be licensed for the original HP Software identified by HP as eligible for the Upgrade. To the extent the Upgrade supersedes the original HP Software, you may no longer use such HP Software. This EULA applies to each Upgrade unless HP provides other terms with the Upgrade. In case of a conflict between this EULA and such other terms, the other terms will prevail.
- 4. TRANSFER.**

- a. **Third Party Transfer.** The initial end user of the HP Software may make a one-time transfer of the HP Software to another end user. Any transfer will include all component parts, media, User Documentation, this EULA, and if applicable, the Certificate of Authenticity. The transfer may not be an indirect transfer, such as a consignment. Prior to the transfer, the end user receiving the transferred Software will agree to this EULA. Upon transfer of the HP Software, your license is automatically terminated.
 - b. **Restrictions.** You may not rent, lease, or lend the HP Software or Use the HP Software for commercial timesharing or bureau use. You may not sublicense, assign, or otherwise transfer the HP Software except as expressly provided in this EULA.
5. **PROPRIETARY RIGHTS.** All intellectual property rights in the Software and User Documentation are owned by HP or its suppliers and are protected by law, including applicable copyright, trade secret, patent, and trademark laws. You will not remove any product identification, copyright notice, or proprietary restriction from the Software.
6. **LIMITATION ON REVERSE ENGINEERING.** You may not reverse engineer, decompile, or disassemble the HP Software, except and only to the extent that the right to do so is allowed under applicable law.
7. **CONSENT TO USE OF DATA.** HP and its affiliates may collect and use technical information you provide in relation to (i) your Use of the Software or the HP Product, or (ii) the provision of support services related to the Software or the HP Product. All such information will be subject to HP's privacy policy. HP will not use such information in a form that personally identifies you except to the extent necessary to enhance your Use or provide support services.
8. **LIMITATION OF LIABILITY.** Notwithstanding any damages that you might incur, the entire liability of HP and its suppliers under this EULA and your exclusive remedy under this EULA will be limited to the greater of the amount actually paid by you for the Product or U.S. \$5.00. TO THE MAXIMUM EXTENT PERMITTED BY APPLICABLE LAW, IN NO EVENT WILL HP OR ITS SUPPLIERS BE LIABLE FOR ANY SPECIAL, INCIDENTAL, INDIRECT, OR CONSEQUENTIAL DAMAGES (INCLUDING DAMAGES FOR LOST PROFITS, LOST DATA, BUSINESS INTERRUPTION, PERSONAL INJURY, OR LOSS OF PRIVACY) RELATED IN ANY WAY TO THE USE OF OR INABILITY TO USE THE SOFTWARE, EVEN IF HP OR ANY SUPPLIER HAS BEEN ADVISED OF THE POSSIBILITY OF SUCH DAMAGES AND EVEN IF THE ABOVE REMEDY FAILS OF ITS ESSENTIAL PURPOSE. Some states or other jurisdictions do not allow the exclusion or limitation of incidental or consequential damages, so the above limitation or exclusion may not apply to you.
9. **U.S. GOVERNMENT CUSTOMERS.** If you are a U.S. Government entity, then consistent with FAR 12.211 and FAR 12.212, Commercial Computer Software, Computer Software Documentation, and Technical Data for Commercial Items are licensed under the applicable HP commercial license agreement.
10. **COMPLIANCE WITH EXPORT LAWS.** You will comply with all laws, rules, and regulations (i) applicable to the export or import of the Software, or (ii) restricting the Use of the Software, including any restrictions on nuclear, chemical, or biological weapons proliferation.
11. **RESERVATION OF RIGHTS.** HP and its suppliers reserve all rights not expressly granted to you in this EULA.

3 Open-source software

Open source acknowledgments

- This product includes software developed by the Apache Software Foundation (<http://www.apache.org/>).
- The source code, object code, and documentation in the com.oreilly.servlet package is licensed by Hunter Digital Ventures, LLC.
- This software is based in part on the work of the Independent JPEG Group.
- Regular expression support provided by the PCRE library package, which is open source software written by Philip Hazel, and copyright by the University of Cambridge, England. Source at <ftp://ftp.csx.cam.ac.uk/pub/software/programming/pcre>.
- This software includes cryptographic software written by Eric Young (eay@cryptsoft.com).

Open source written offer

In accordance with the GNU General Public License, the SMAIL General Public License, and the Sleepy Cat software license, HP is providing you with this written offer to receive on a CD-R, at the cost of \$30, a complete machine-readable copy of the source code corresponding to all the code distributed to you under a GNU General Public License, SMAIL General Public License, and/or Sleepy Cat software licenses. You can request this CD-R from your local HP support representative; telephone numbers and e-mail addresses can be found at http://welcome.hp.com/country/us/en/wwcontact_us.html.

4 Environmental notices

Environmental product stewardship program

HP is committed to providing quality products in an environmentally sound manner. Design for recycling has been incorporated into this product. The number of materials has been kept to a minimum while ensuring proper functionality and reliability. Dissimilar materials have been designed to separate easily. Fasteners and other connections are easy to locate, access and remove using common tools. High-priority parts have been designed to access quickly for efficient disassembly and repair. For more information, visit HP's Commitment to the Environment Web site at <http://www.hp.com/hpinfo/globalcitizenship/environment/>.

Brazil



Não descarte o produto eletrônico em lixo comum.

Este produto eletrônico e seus componentes não devem ser descartados no lixo comum, pois embora estejam em conformidade com padrões mundiais de restrição a substâncias nocivas, podem conter, ainda que em quantidades mínimas, substâncias impactantes ao meio ambiente. Ao final da vida útil deste produto, o usuário deverá entregá-lo à HP. A não observância dessa orientação sujeitará o infrator às sanções previstas em lei.

Após o uso, as pilhas e/ou baterias dos produtos HP deverão ser entregues ao estabelecimento comercial ou rede de assistência técnica autorizada pela HP.

Para maiores informações, inclusive sobre os pontos de recebimento, acesse: <http://www.hp.com.br/reciclar>.

Eco-tips

HP is committed to helping customers reduce their environmental footprint. HP has provided the Eco-Tips below to help you focus on ways to assess and reduce the impact of your printing choices. In addition to specific features in this product, please visit the HP Eco Solutions website for more information on HP's environmental initiatives. <http://www.hp.com/hpinfo/globalcitizenship/environment/>

Material Safety Data Sheets

You can obtain current Material Safety Data Sheets for the ink systems used in the printer from <http://www.hp.com/go/msds>.

Chemical substances

HP is committed to providing our customers with information about the chemical substances in our products as needed to comply with legal requirements such as REACH (Regulation EC No. 1907/2006 of the European Parliament and the Council). A chemical information report for this product can be found at <http://www.hp.com/go/reach/>.

Plastics

Plastic parts over 25 grams are marked according to international standards that enhance the ability to identify plastics for recycling purposes at the end of product life.

Recycling program

HP offers an increasing number of product return and recycling programs in many countries/regions, and partners with some of the largest electronics recycling centers throughout the world. HP conserves resources by reselling some of its most popular products. For more information regarding recycling of HP products, please visit <http://www.hp.com/hpinfo/globalcitizenship/environment/recycle/>.

Battery disposal (California)

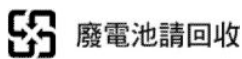
Attention California users: The real-time clock battery supplied with this product may contain perchlorate material. Special handling may apply when recycled or disposed of in California. See <http://www.dtsc.ca.gov/hazardouswaste/perchlorate/> for information.

Atención a los usuarios de California: La pila del reloj en tiempo real proporcionada con este producto puede contener perclorato. Podría requerir manipulación especial cuando sea reciclada o desechada en California. Consulte <http://www.dtsc.ca.gov/hazardouswaste/perchlorate/> para obtener más información.

Lithium battery

This HP product contains a lithium battery located on the main board that may require special handling at the end of its life.

Battery disposal (Taiwan)



Battery disposal (Netherlands)



Batteries are delivered with this product. When discharged, do not throw them away, but collect them as small chemical waste.

Bij dit product zijn batterijen geleverd. Wanneer de batterijen leeg zijn, dient u deze niet als huisvuil weg te gooien, maar als KCA in te leveren.

Battery directive (EU)



This product contains a battery that is used to maintain data integrity of real-time clock or product settings and is designed to last the life of the product. Any attempt to service or replace this battery should be performed by a qualified service technician.

Disposal of waste equipment by users (EU, India)



This symbol means do not dispose of your product with your other household waste. Instead, you should protect human health and the environment by handing over your waste equipment to a designated collection point for the recycling of waste electrical and electronic equipment. For more information, please contact your household waste disposal service, or go to <http://www.hp.com/>

[recycle](#)

Изхвърляне на отпадъчни уреди от потребители на домакинства в Европейския съюз



Този символ на продукта или на опаковката му обозначава, че продуктът не трябва да се изхвърля заедно с другите битови отпадъци. Напротив, ваша отговорност е да изхвърлите отпадъчното оборудване до определено място за рециклиране на електрическо и електронно оборудване. Разделното събиране и рециклиране на отпадъчно оборудване в момента на изхвърлянето му помага да се съхранят природните ресурси и да се гарантира, че то ще бъде рециклирано по начин, който предпазва човешкото здраве и околната среда. За допълнителна информация относно местата за предаване на отпадъчното оборудване за рециклиране се свържете с общинската служба, службата за събиране на битовите отпадъци или магазина, откъдето сте закупили уреда.

Odlaganje otpadne opreme koju provode korisnici u privatnim kućanstvima u Europskoj uniji



Ovaj simbol na proizvodu ili njegovu pakiranju označava da se proizvod ne smije odlagati skupa s drugim otpadom iz kućanstva. Umjesto toga, svoju otpadnu opremu dužni ste dostaviti na odgovarajuću sabirnu točku za recikliranje otpadne električne i elektroničke opreme. Odvojenim prikupljanjem i recikliranjem svoje otpadne opreme pomažete u očuvanju prirodnih izvora i osiguravate recikliranje proizvoda na način koji štiti ljudsko zdravlje i okoliš. Za više informacija o lokacijama odlagališta za recikliranje otpadne opreme, obratite se lokalnom gradskom uredu, komunalnoj službi za odlaganje otpada iz kućanstva ili trgovini u kojoj ste kupili ovaj proizvod.

Scoaterea din uz a echipamentelor uzate de către utilizatorii persoane fizice din Uniunea Europeană



Prezența acestui simbol pe produs sau pe ambalajul acestuia indică faptul că nu poate fi aruncat împreună cu gunoiul menajer. În schimb, este răspunderea dvs. să scoateți din uz echipamentul uzat predându-l la punctul de colectare indicat pentru reciclarea echipamentelor electrice și electronice uzate. Colectarea și reciclarea separată a echipamentelor uzate la scoaterea din folosință ajută la conservarea resurselor naturale și asigură reciclarea acestora într-un mod care protejează sănătatea oamenilor și mediul înconjurător. Pentru informații suplimentare despre locațiile în care puteți preda echipamentele uzate pentru reciclare, contactați primăria locală, serviciul de salubritate care deservește gospodăria dvs. sau magazinul de la care ați cumpărat produsul.

Eramajapidamistes kasutuselt kõrvaldatavate seadmete käitlemine Euroopa Liidus



Kui tootel või toote pakendil on see sümbol, ei tohi seda toodet visata olmejäätmete hulka. Teie kohus on viia tarbetuks muutunud seade selleks ettenähtud elektri- ja elektroonikaseadmete utiliseerimiskohta. Utiliseeritavate seadmete eraldi kogumine ja käitlemine aitab säästa loodusvarasid ning tagada, et käitlemine toimub inimeste tervisele ja keskkonnale ohutult. Lisateavet selle kohta, kuhu saate utiliseeritava seadme käitlemiseks viia, saate küsida kohalikust omavalitsusest, olmejäätmete utiliseerimispunkti või kauplusest, kust te seadme ostsite.

Lietotāju atbrīvošanās no nederīgām ierīcēm Eiropas Savienības privātajās mājāsaimniecībās



Šis simbols uz ierīces vai tās iepakojuma norāda, ka šo ierīci nedrīkst izmest kopā ar pārējiem mājāsaimniecības atkritumiem. Jūs esat atbildīgs par atbrīvošanos no nederīgās ierīces, to nododot norādītajā savākšanas vietā, lai tiktu veikta nederīgā elektriskā un elektroniskā aprīkojuma otrreizējā pārstrāde. Speciāla nederīgās ierīces savākšana un otrreizējā pārstrāde palīdz taupīt dabas resursus un nodrošina tādu otrreizējo pārstrādi, kas sargā cilvēku veselību un apkārtējo vidi. Lai iegūtu papildu informāciju par to, kur otrreizējai pārstrādei var nogādāt nederīgo ierīci, lūdzu, sazinieties ar vietējo pašvaldību, mājāsaimniecības atkritumu savākšanas dienestu vai veikalu, kurā iegādājāties šo ierīci.

Hävitettävien laitteiden käsittely kotitalouksissa Euroopan unionin alueella



Tämä tuotteessa tai sen pakkauksessa oleva merkintä osoittaa, että tuotetta ei saa hävittää talousjätteiden mukana. Käyttäjän velvollisuus on huolehtia siitä, että hävitettävä laite toimitetaan sähkö- ja elektroniikkalaiteromun keräyspisteeseen. Hävitettävien laitteiden erillinen keräys ja kierrätys säästää luonnonvaroja. Näin toimimalla varmistetaan myös, että kierrätys tapahtuu tavalla, joka suojelee ihmisten terveyttä ja ympäristöä. Saat tarvittaessa lisätietoja jätteiden kierrätyspaikoista paikallisilta viranomaisilta, jäteyhtiöiltä tai tuotteen jälleenmyyjältä.

Kassering av förbrukningsmaterial, för hem- och privatanvändare i EU



Produkter eller produktförpackningar med den här symbolen får inte kasseras med vanligt hushållsavfall. I stället har du ansvar för att produkten lämnas till en behörig återvinningsstation för hantering av el- och elektronikprodukter. Genom att lämna kasserade produkter för återvinning hjälper du till med att bevara våra gemensamma naturresurser. Dessutom skyddas både människor och miljön när produkter återvinns på rätt sätt. Kommunala myndigheter, sophanteringsföretag eller butiken där varan köptes kan ge mer information om var du lämnar kasserade produkter för återvinning.

Turkey: Restriction of Hazardous Substances

Türkiye Cumhuriyeti: EEE Yönetmeliğine Uygundur” (Republic of Turkey: In conformity with the EEE Regulation)

Ukraine: Restriction of Hazardous Substances

Обладнання відповідає вимогам Технічного регламенту щодо обмеження використання деяких небезпечних речовин в електричному та електронному обладнанні, затвердженого постановою Кабінету Міністрів України від 3 грудня 2008 № 1057

The equipment complies with requirements of the Technical Regulation, approved by the Resolution of Cabinet of Ministry of Ukraine as of December 3, 2008 № 1057, in terms of restrictions for the use of certain dangerous substances in electrical and electronic equipment.

India: Restriction of Hazardous Substances

This product complies with the “India E-waste Rule 2011” and prohibits use of lead, mercury, hexavalent chromium, polybrominated biphenyls or polybrominated diphenyl ethers in concentrations exceeding 0.1 weight % and 0.01 weight % for cadmium, except for the exemptions set in Schedule 2 of the Rule.

China: Restriction of Hazardous Substances

产品中有害物质或元素的名称及含量

根据中国《电子信息产品污染控制管理办法》

部件名称	有害物质					
	铅 (Pb)	汞 (Hg)	镉 (Cd)	六价铬 (Cr(VI))	多溴联苯 (PBB)	多溴二苯醚 (PBDE)
外盖和机壳	0	0	0	0	0	0
结构	0	0	0	0	0	0
电缆	0	0	0	0	0	0
电子组件	X	0	0	0	0	0
显示屏	0	0	0	0	0	0
打印耗材 - 墨水	0	0	0	0	0	0
打印耗材 - 激光	0	0	0	0	0	0
介质传动系统	X	0	0	0	0	0
扫描仪	0	0	0	0	0	0
真空系统	0	0	0	0	0	0
废物管理系统	0	0	0	0	0	0
烘干系统	X	0	0	0	0	0
灯	0	0	0	0	0	0

本表格依据 SJ/T 11364 的规定编制。

0：表示该有害物质在该部件所有均质材料中的含量均在 GB/T 26572 规定的限量要求以下。

X：表示该有害物质至少在该部件的某一均质材料中的含量超出 GB/T 26572 规定的限量要求。

注：环保使用期限的参考标识取决于产品正常工作的温度和湿度等条件

Information regarding Energy Star

To determine the ENERGY STAR® qualification of this product, see <http://www.hp.com/go/energystar/>. ENERGY STAR and the ENERGY STAR trademark are registered U.S. trademarks.

Power consumption

HP printing and imaging equipment marked with the ENERGY STAR® logo is qualified to the U.S. Environmental Protection Agency's ENERGY STAR specifications for imaging equipment. The following mark will appear on ENERGY STAR qualified imaging products:



Additional ENERGY STAR qualified imaging product model information is listed at: <http://www.hp.com/go/energystar>.

5 Regulatory notices

Regulatory Model Number

For regulatory identification purposes, your product is assigned a Regulatory Model Number. The Regulatory Model Number for your product is **BCLAA-1302**. This regulatory number should not be confused with the marketing name (such as HP Latex printer) or product number (such as Z####X, where Z and X are any single letter and # is any number).

Product Noise Emissions

Sound pressure level @ bystander position (LpA per ISO 7779) is < 70dB(A)


USA: Electro-Magnetic Compatibility

FCC statements

The U.S. Federal Communications Commission (in 47 cfr15.105) has specified that the following notices be brought to the attention of users of this product.

This device complies with part 15 of the FCC Rules. Operation is subject to the following two conditions: (1) This device may not cause harmful interference, and (2) this device must accept any interference received, including interference that may cause undesired operation.

Shielded cables: Use of shielded data cables is required to comply with the Class A limits of Part 15 of the FCC Rules.

 **CAUTION:** Pursuant to Part 15.21 of the FCC Rules, any changes or modifications to this equipment not expressly approved by HP may cause harmful interference and void the FCC authorization to operate this equipment.

This equipment has been tested and found to comply with the limits for a Class A digital device, pursuant to part 15 of the FCC Rules. These limits are designed to provide reasonable protection against harmful interference in a commercial environment. This equipment generates, uses, and can radiate radio frequency energy and, if not installed and used in accordance with the instructions, may cause harmful interference to radio communications. Operation of this equipment in a residential area is likely to cause harmful interference, in which case users will be required to correct the interference at their own expense.

Canada: Electro-Magnetic Compatibility

Normes de sécurité

Le présent appareil numérique n'émet pas de bruits radioélectriques dépassant les limites applicables aux appareils numériques de Classe A prescrites dans le règlement sur le brouillage radioélectrique édicté par le Ministère des Communications du Canada.

DOC statement

This digital apparatus does not exceed the Class A limits for radio noise emissions from digital apparatus set out in the Radio Interference Regulations of the Canadian Department of Communications.

Argentina

La ficha de alimentación funciona como dispositivo de desconexión, la misma debe ser conectada a un tomacorriente fácilmente accesible luego de la instalación del aparato.

European Union

⚠ CAUTION: This is a Class A product. In a domestic environment this product may cause radio interference in which case the user may be required to take adequate measures.

CAUTION: This equipment is compliant with Class A of CISPR 32. In a residential environment this equipment may cause radio interference.

Denmark

For tilslutning af de øvrige ledere, se medfølgende installationsvejledning.

China: Electro-Magnetic Compatibility

此为A级产品，在生活环境中，该产品可能会造成无线电干扰。在这种情况下，可能需要用户对其干扰采取切实可行的措施。

China: Altitude

仅适用于海拔 2000 米以下地区安全使用

Korea

A급 기기(업무용 방송통신기자재): RRA statement for Class A

이 기기는 업무용(A급) 전자파적합기기로서 판 매자 또는 사용자는 이 점을 주의하시기 바라며, 가정외의 지역에서 사용하는 것을 목적으로 합니다.

Japan: Electro-Magnetic Compatibility

この装置は、クラスA情報技術装置です。この装置を家庭環境で使用すると電波妨害を引き起こすことがあります。この場合には使用者が適切な対策を講ずるよう要求されることがあります。

VCCI-A

Japan: Safety power cord warning

製品には、同梱された電源コードをお使い下さい。
同梱された電源コードは、他の製品では使用出来ません。

Taiwan

警告使用者：

此為甲類資訊技術設備，於居住環境中使用時，可能會造成射頻擾動，
在此種情況下，使用者會被要求採取某些適當的對策。

Declaration of conformity

according to ISO/IEC 17050-1 and EN 17050-1

Declaration of conformity number:	BCLAA-1302-R7 Original/en
Manufacturer's name:	HP Inc.
Manufacturer's address:	Hewlett-Packard Española S.L. Camí de Can Graells, 1–21 08174 Sant Cugat del Vallès Barcelona, Spain

Declares, under its sole responsibility, that the product:

Product name and model ⁽²⁾ :	HP Latex 375/370/365/360/335/330/315/310/110 Printer Series
Regulatory Model Number ⁽¹⁾ :	BCLAA-1302
Product options:	All

Conforms to the following product specifications and regulations:

EMC:	EN 55032:2012 / + AC:2013 CISPR 32:2012 Class A EN 55022:2010 Class A CISPR 22:2008 Class A EN 55024:2010 CISPR 24:2010 EN 61000-3-2:2014 IEC 61000-3-2:2014 EN 61000-3-3:2013 IEC 61000-3-3:2013 FCC CFR 47 Part 15 Class A ICES-003, Issue 6 Class A
Safety:	IEC 60950-1:2005 (2nd Edition) + A1:2009 + A2:2013 EN 60950-1:2006 + A11:2009 + A1:2010 + A12:2011 + A2:2013 / + AC:2011 CAN/CSA-C22.2 No.60950-1-07 + A1:2011 + A2: 2014 UL 60950-1 (Second Edition) + A1:2011 + A2:2014 EN 62479:2010
RoHS:	EN 50581:2012
Other:	ENERGY STAR® Qualified Imaging Equipment Operational Mode (OM) Test Procedure


The product herewith complies with the requirements of the Low Voltage Directive 2006/95/EC (until 2016-04-19), the Low Voltage Directive 2014/35/EU (from 2016-04-20), the EMC Directive 2004/108/EC (until 2016-04-19), the EMC Directive 2014/30/EU (from 2016-04-20), and the RoHS Directive 2011/65/EU, and carries the marking accordingly.

This device complies with part 15 of the FCC Rules. Operation is subject to the following two conditions:

1. This device may not cause harmful interference.
2. This device must accept any interference received, including interference that may cause undesired operation.

Additional information

1. This product is assigned a Regulatory Model Number which stays with the regulatory aspects of the design. The Regulatory Model Number is the main product identifier in the regulatory documentation and test reports; this number should not be confused with the marketing name or the product numbers.
2. This product was tested in a typical HP environment.



Jordi Gorchs, Manager

Large Format Printing Division

Sant Cugat del Vallès (Barcelona)

2016-04-25

Local contacts for regulatory topics only

<http://www.hp.eu/certificates/>

EU: HP Deutschland GmbH, HP HQ-TRE, 71034 Böblingen, Germany

U.S.: HP Inc., 1501 Page Mill Road, Palo Alto 94304, U.S.A. 650-857-1501