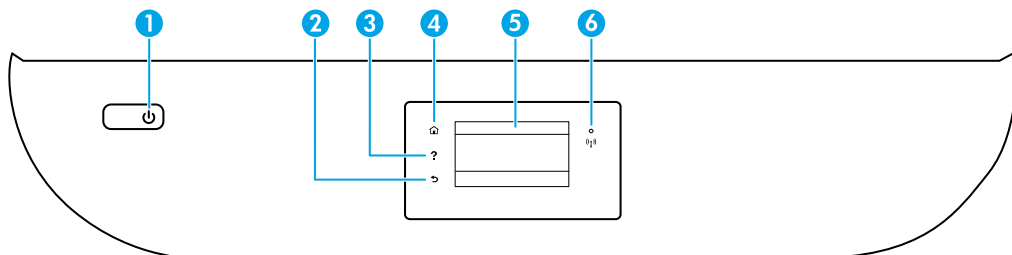


Need help? www.hp.com/support/oj5200

Printer control panel



- 1 Power button:** Turns the printer on or off.
- 2 Back button:** Returns to the previous screen.
- 3 Help button:** Opens the Help menu for the current operation.
On Home screen, touch **Help** button and then touch **How to Videos** to view help videos such as loading paper and replacing cartridges.
- 4 Home button:** Returns to the Home screen, the screen that is displayed when you first turn on the printer.
- 5 Control panel display:** Touch the screen to select menu options, or scroll through the menu items.
- 6 Wireless light:** Indicates the status of the printer wireless connection.
 - Solid blue light indicates that wireless connection has been established and you can print.
 - Slow blinking light indicates that wireless is on, but the printer is not connected to a network. Make sure the printer is within the range of wireless signal.
 - Fast blinking light indicates wireless error. Refer to the message on the printer display.
 - No light indicates that wireless is off.



Scan: Use the HP Smart app or printer software to scan. Find more information about scanning at www.hp.com/support/oj5200.



Z4B27-90009

EN

ZHTW

Printed in [English]

Wireless setup help

Go to **123.hp.com** to download and install the HP Smart app or printer software. Both the app and software will help you connect to your wireless network (2.4GHz and 5GHz). For more information, visit **www.hp.com/go/wirelessprinting**.

Tip: If you are unable to connect the printer to the wireless network, restore the printer network settings and then reinstall the HP Smart app or printer software from **123.hp.com**. From the printer control panel, touch  (Wireless), touch  (Settings), and then touch **Restore Network Settings**.

Note for Windows® users: You may also order a printer software CD. Please visit **www.support.hp.com**.

Unable to connect the printer to your network at 123.hp.com?

Learn more: **www.hp.com/go/wificonnect**.


Share the printer with computers and other devices on your network

After connecting the printer to your wireless network, you can share it with multiple computers and mobile devices on the same network. On each device, install the HP Smart app or printer software from **123.hp.com**.

Convert from a USB connection to wireless connection

Learn more: **www.hp.com/go/usbtowifi**.

Use the printer wirelessly without a router (Wi-Fi Direct)

Make sure Wi-Fi direct is enabled. To check the status of Wi-Fi Direct, network name and password, touch  (Wi-Fi Direct) on the printer control panel.

Learn more: **www.hp.com/go/wifidirectprinting**.

This product is designed for use in open environments (for example, in homes and not connected to the public Internet) in which anyone might access and use the printer. As a result, the Wi-Fi Direct setting is in “Automatic” mode by default, without an administrator password, which allows anyone in wireless range to connect and access all functions and settings of the printer. If higher security levels are desired, HP recommends changing the Wi-Fi Direct Connection Method from “Automatic” to “Manual” and establishing an administrator password. You can change the security settings from the printer home page (embedded web server or EWS). For help on EWS, refer to the user guide on **www.hp.com/support/oj5200**.

Set up fax

You can set up fax using the HP printer software (recommended) or printer control panel.

- **Windows:** Use the Fax Wizard during software installation. To set up after software installation, open the printer software by double-clicking the icon with the printer name on the desktop, go to the **Fax** tab, and then select **Fax Setup Wizard**.
- **OS X and macOS:** After software installation, from the HP Utility, use Basic Fax Settings.
- **Control panel:** Touch **Fax** on the Home screen, swipe to scroll down the menu, and then touch **Setup**.

For more information, visit **www.hp.com/support/oj5200**.

Basic troubleshooting

- Make sure you have installed the latest HP Smart app or printer software from **123.hp.com**.
- If you are using a USB cable, make sure the cable is securely connected, and printer is set as the default printer.
- If your computer is connected to the printer with a wireless connection, make sure the printer is connected to the same network as the device you are printing from. Visit **www.hp.com/go/wifihelp** for more information.

Note for Windows® users: Visit HP Diagnostic Tools at **www.hp.com/go/tools** to fix common printer problems.

Learn more



Product support

www.hp.com/support/oj5200



HP mobile printing

www.hp.com/go/mobileprinting

Get additional help and find notices, environmental, and regulatory information, including the European Union Regulatory Notice and compliance statements, in the “Technical Information” section of the User Guide:

www.hp.com/support/oj5200.

Printer registration: www.register.hp.com. Declaration of Conformity: www.hp.eu/certificates.

Ink usage: www.hp.com/go/inkusage.

Safety information

Use only with the power cord and power adapter (if provided) supplied by HP.

Regulatory Model Number: For regulatory identification purposes, your product is assigned a Regulatory Model Number. The Regulatory Model Number for your product is SNPRC-1702-02. This regulatory number should not be confused with the marketing name (HP OfficeJet 5200 All-in-One series, etc.) or product numbers (M2U76 to M2U80, etc.).

Acknowledgements: Microsoft and Windows are either registered trademarks or trademarks of Microsoft Corporation in the United States and/or other countries.

Mac, OS X, and macOS are trademarks of Apple Inc., registered in the U.S. and other countries.

HP printer limited warranty statement

HP Product	Limited Warranty Period
Software Media	90 days
Printer	1 year hardware warranty
Print or Ink cartridges	Until the HP ink is depleted or the "end of warranty" date printed on the cartridge has been reached, whichever occurs first. This warranty does not cover HP ink products that have been refilled, remanufactured, refurbished, misused, or tampered with.

A. Extent of limited warranty

1. This HP Limited Warranty applies only to HP branded products sold or leased a) from HP Inc., its subsidiaries, affiliates, authorized resellers, authorized distributors, or country distributors; b) with this HP Limited Warranty.
2. HP Inc. (HP) warrants to the end-user customer that the HP products specified above will be free from defects in materials and workmanship for the duration specified above (the "Limited Warranty Period"), which Limited Warranty Period begins on the date when the HP Hardware Product is first detected during its initial boot, which date is known as the "first start date." Alternatively, if the HP Hardware Product is not detected at that time, the Limited Warranty Period shall start on the latter of the date of purchase or lease from HP or from the HP or, if applicable, the HP authorized service provider completes installation.
3. For software products, HP's limited warranty applies only to a failure to execute programming instructions. HP does not warrant that the operation of any product will be interrupted or error-free.
4. HP's limited warranty covers only those defects that arise as a result of normal use of the product, and does not cover any other problems, including those that arise as a result of:
 - a. Improper maintenance or modification;
 - b. Software, media, parts, or supplies not provided or supported by HP;
 - c. Operation outside the product's specifications;
 - d. Unauthorized modification or misuse.
5. For HP printer products, the use of a non-HP cartridge or a refilled cartridge does not affect either the warranty to the customer or any HP support contract with the customer. However, if printer failure or damage is attributable to the use of a non-HP or refilled cartridge or an expired ink cartridge, HP will charge its standard time and materials charges to service the printer for the particular failure or damage.
6. If HP receives, during the applicable warranty period, notice of a defect in any product which is covered by HP's warranty, HP shall either repair or replace the product, at HP's option.
7. If HP is unable to repair or replace, as applicable, a defective product which is covered by HP's warranty, HP shall, within a reasonable time after being notified of the defect, refund the purchase price for the product.
8. HP shall have no obligation to repair, replace, or refund until the customer returns the defective product to HP.
9. Any replacement product may be either new or like-new products of similar functionality as the product being replaced.
10. HP products may contain remanufactured parts, components, or materials equivalent to new in performance.
11. HP's Limited Warranty Statement is valid in any country where the covered HP product is distributed by HP. Contracts for additional warranty services, such as on-site service, may be available from any authorized HP service facility in countries where the product is distributed by HP or by an authorized importer.

B. Limitations of warranty

TO THE EXTENT ALLOWED BY LOCAL LAW, NEITHER HP NOR ITS THIRD PARTY SUPPLIERS MAKES ANY OTHER WARRANTY OR CONDITION OF ANY KIND, WHETHER EXPRESS OR IMPLIED WARRANTIES OR CONDITIONS OF MERCHANTABILITY, SATISFACTORY QUALITY, AND FITNESS FOR A PARTICULAR PURPOSE.

C. Limitations of liability

1. To the extent allowed by local law, the remedies provided in this Warranty Statement are the customer's sole and exclusive remedies.
2. TO THE EXTENT ALLOWED BY LOCAL LAW, EXCEPT FOR THE OBLIGATIONS SPECIFICALLY SET FORTH IN THIS WARRANTY STATEMENT, IN NO EVENT SHALL HP OR ITS THIRD PARTY SUPPLIERS BE LIABLE FOR DIRECT, INDIRECT, SPECIAL, INCIDENTAL, OR CONSEQUENTIAL DAMAGES, WHETHER BASED ON CONTRACT, TORT, OR ANY OTHER LEGAL THEORY AND WHETHER ADVISED OF THE POSSIBILITY OF SUCH DAMAGES.

D. Local law

1. This Warranty Statement gives the customer specific legal rights. The customer may also have other rights which vary from state to state in the United States, from province to province in Canada, and from country to country elsewhere in the world.
2. To the extent that this Warranty Statement is inconsistent with local law, this Warranty Statement shall be deemed modified to be consistent with such local law. Under such local law, certain disclaimers, exclusions and limitations of this Warranty Statement may not apply to the customer.

HP Limited Warranty

Visit www.support.hp.com to access warranty support including troubleshooting tips, diagnostics tools, software and drivers, product information, and how-to videos. Support options like chat and forums are also accessible from this website.

The HP limited Warranty is a commercial guarantee voluntarily provided by HP. The name and address of the HP entity responsible for the performance of the HP Limited Warranty in your country is as follows:

U.K: HP Inc UK Limited, Cain Road, Amen Corner, Bracknell, Berkshire, RG12 1HN
Ireland: Hewlett-Packard Ireland Limited, Liffey Park Technology Campus, Barnhall Road, Leixlip, Co.Kildare
Malta: Hewlett-Packard Europe B.V., Amsterdam, Meyrin Branch, Route du Nant-d'Avril 150, 1217 Meyrin, Switzerland

United Kingdom: The HP Limited Warranty benefits apply in addition to any legal rights to a guarantee from a seller of nonconformity of goods with the contract of sale. These rights expire six years from delivery of goods for products purchased in England or Wales and five years from delivery of goods for products purchased in Scotland. However, various factors may impact your eligibility to receive these rights. For further information, please consult the following link: [Consumer Legal Guarantee](#) or you may visit the European Consumer Centers website. Consumers have the right to choose whether to claim service under the HP Limited Warranty or against the seller under the legal guarantee.

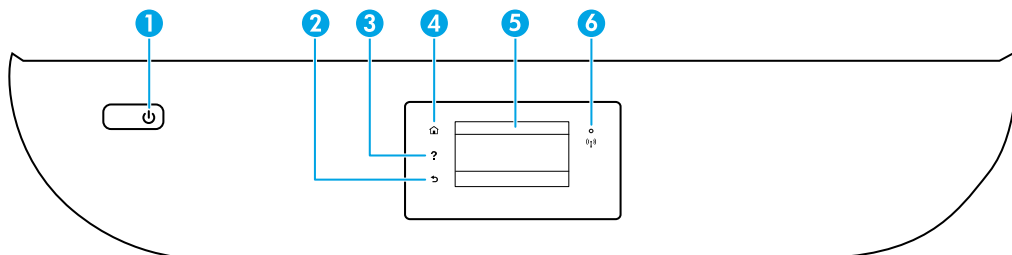
Ireland: The HP Limited Warranty benefits apply in addition to any statutory rights from seller in relation to nonconformity of goods with the contract of sale. However various factors may impact your eligibility to receive these rights. Consumer statutory rights are not limited or affected in any manner by HP Care Pack. For further information, please consult the following link: [Consumer Legal Guarantee](#) or you may visit the European Consumer Centers website. Consumers have the right to choose whether to claim service under the HP Limited Warranty or against the seller under the legal guarantee.

Malta: The HP Limited Warranty benefits apply in addition to any legal rights to a two-year guarantee from seller of nonconformity of goods with the contract of sale; however various factors may impact your eligibility to receive these rights. Consumer statutory rights are not limited or affected in any manner by the HP Limited Warranty. For further information, please consult the following link: [Consumer Legal Guarantee](#) or you may visit the European Consumer Centers website. Consumers have the right to choose whether to claim service under the HP Limited Warranty or against the seller under two-year legal guarantee.

For further information, please consult the following link: [Consumer Legal Guarantee \(www.hp.com/go/eu-legal\)](http://www.hp.com/go/eu-legal) or you may visit the European Consumer Centers website (http://ec.europa.eu/consumers/solving_consumer_disputes/non-judicial_redress/ecc-net).

需要協助？www.hp.com/support/oj5200

印表機控制台





- 1 電源按鈕：**開啟或關閉印表機。
- 2 返回按鈕：**返回上一個畫面。
- 3 說明按鈕：**開啟目前作業的「說明」功能表。
在主畫面上，輕觸說明按鈕，然後輕觸**如何觀看視訊**觀看說明視訊，例如裝入紙張和更換墨水匣。
- 4 主畫面按鈕：**回到主畫面，即您首次開啟印表機時所顯示的畫面。
- 5 控制台顯示器：**輕觸畫面以選取功能表選項，或捲動瀏覽功能表項目。
- 6 無線指示燈：**表示印表機無線連線的狀態。
 - 指示燈穩定呈現藍色表示無線連線已建立，可以進行列印。
 - 指示燈緩慢閃爍表示無線功能已開啟，但印表機未連線至網路。請確保印表機在無線訊號的範圍內。
 - 指示燈快速閃爍表示無線錯誤。請參閱印表機顯示器上的訊息。
 - 指示燈未亮起即表示無線已關閉。



掃描：使用 HP Smart 應用程式或印表機軟體來執行掃描。如需關於掃描的更多資訊，請造訪 www.hp.com/support/oj5200。

無線設定說明

請造訪 123.hp.com 下載並安裝 HP Smart 應用程式或印表機軟體。應用程式和軟體都能幫助您連線到您的無線網路 (支援 2.4GHz 和 5GHz)。如需更多資訊，請造訪：www.hp.com/go/wirelessprinting。

提示：若您無法讓印表機連線至無線網路，請還原印表機網路設定，然後從 123.hp.com 重新安裝 HP Smart 應用程式或印表機軟體。從印表機控制台，依序輕觸  (無線)、 (設定) 和 **還原網路設定**。

適用於 Windows® 使用者的注意事項：您也可以訂購印表機軟體 CD。請造訪 www.support.hp.com。

無法在 123.hp.com 上將印表機連線至網路？

瞭解更多：www.hp.com/go/wificonnect。


與網路上的電腦和其他裝置共用印表機

印表機連線至無線網路之後，您可以與相同網路中的多台電腦和行動裝置共用印表機。在每一部裝置上，安裝來自 123.hp.com 的 HP Smart 應用程式或印表機軟體。

從 USB 連線轉換為無線連線

瞭解更多：www.hp.com/go/usbtowifi。

不透過路由器，以無線方式使用印表機 (Wi-Fi Direct)

確認 Wi-Fi Direct 已啟動。若要查看 Wi-Fi Direct 狀態、網路名稱和密碼，請輕觸印表機控制台上的  (Wi-Fi Direct)。

瞭解更多：www.hp.com/go/wifidirectprinting。

本產品專為在開放環境 (例如，家裡以及未連線至公用 Internet) 使用而設計，任何人都可以在這些環境中存取和使用印表機。因此，Wi-Fi Direct 的設定預設為「自動」模式，不需要管理員密碼，這使無線範圍內的任何人都可以連線並存取印表機的所有功能和設定。如果需要更高的安全性層級，HP 建議將 Wi-Fi Direct 「連線方法」從「自動」變更為「手動」，並建立管理員密碼。您可以從印表機首頁 (內嵌式 Web 伺服器或 EWS) 變更安全性設定。如需有關 EWS 的說明，請參閱 www.hp.com/support/oj5200 上的使用者指南。

設定傳真

您可以使用 HP 印表機軟體 (建議) 或印表機控制台設定傳真。

- **Windows：**在軟體安裝期間使用「傳真精靈」。若要在軟體安裝後進行設定，請對桌面上具有印表機名稱的圖示按兩下以開啟印表機軟體，接著前往**傳真**標籤，然後選擇**傳真設定精靈**。
- **OS X 和 macOS：**軟體安裝之後，請從 HP 公用程式使用「基本傳真設定」。
- **控制台：**輕觸主畫面的傳真，向下滑動功能表，接著輕觸**設定**。

如需更多資訊，請造訪 www.hp.com/support/oj5200。

基本疑難排解

- 確定已經從 123.hp.com 安裝最新的 HP Smart 應用程式或印表機軟體。
- 如果您使用 USB 纜線，請確定纜線已接受，而且印表機已設為預設印表機。
- 如果您的電腦透過無線連線連接至印表機，請確定印表機與您要用來列印的裝置連線到相同網路。如需更多資訊，請造訪 www.hp.com/go/wifihelp。

適用於 Windows® 使用者的注意事項：請造訪位於 www.hp.com/go/tools 的 HP 診斷工具，以修正常見的印表機問題。

瞭解更多



產品支援

www.hp.com/support/oj5200



HP 行動列印

www.hp.com/go/mobileprinting

在使用者指南的「技術資訊」一節中，可獲得額外說明並可查閱聲明、環境和法規資訊，包括歐盟法規聲明及合規聲明，本文件所在位置：www.hp.com/support/oj5200。

印表機註冊：www.register.hp.com。符合性聲明：www.hp.eu/certificates。

墨水用量：www.hp.com/go/inkusage。

安全資訊

只可使用 HP 提供的電源線與電源變壓器 (如果已提供)。

法規型號：為用於法規識別，您的產品具有一個法規型號。您產品的法規型號為 SNPRC-1702-02，此法規號碼不應與行銷名稱 (HP OfficeJet 5200 All-in-One series 等) 或產品編號 (M2U76 至 M2U80 等) 混淆。

聲明：Microsoft 和 Windows 是 Microsoft Corporation 在美國及/或其他國家/地區的註冊商標或商標。

Mac、OS X 和 macOS 是 Apple Inc. 在美國及其他國家/地區的註冊商標。

HP 產品	有限保固期間
軟體媒體	90 天
印表機	1 年硬體保固
列印或墨匣	直到 HP 油墨已耗盡或印在墨匣上的「保固結束日期」到期，視何者為先。本保固不包含經過重新裝填、再製、整修、使用不當，或擅自修改的 HP 墨匣產品。

A. 有限保固範圍

1. 本 HP 有限保固僅適用於 a) HP Inc.、其子公司、附屬公司、授權經銷商、授權代理商或國家/地區代理商所銷售或出租的 HP 品牌產品；b) 隨附本 HP 有限保固的 HP 品牌產品。
2. HP Inc. (HP) 向終端使用者客戶擔保，上述 HP 產品在上述期間（「有限保固期間」）無材料和製作方面的瑕疵，有限保固期間始於 HP 硬體產品初次啟動期間首次被偵測之日，該日期稱為「首次開始日期」。或者，如果 HP 硬體產品在當時未被偵測，則有限保固期間應始於從 HP 或 HP 授權服務供應商購買或出租之日或者 HP 授權服務供應商完成安裝之日（若適用，以此二個日期中較晚者為準）。
3. 對於軟體產品，HP 的有限保固僅適用於無法執行其程式指令的狀況。HP 並不保證任何產品工作時都不會中斷或無誤。
4. HP 的有限保固僅涵蓋因正常使用產品而發生的瑕疵，而不適用於由其他情況發生的瑕疵，包括下列任何一種情況：
 - a. 不適當的維護或修改；
 - b. 使用非 HP 提供或支援的軟體、媒體、零件或耗材；
 - c. 違反產品規範的操作；
 - d. 未經授權的修改和誤用。
5. 對於 HP 印表機產品，使用非 HP 列印墨匣或重新裝填的列印墨匣不會影響對客戶的保固或任何 HP 與客戶之間的支援合約。然而，如果印表機因為使用非 HP 列印墨匣或重新裝填的列印墨匣出問題或受損，HP 會針對該項問題或損壞維修所耗的時間和材料，收取標準的費用。
6. 如果 HP 在有效的保固期限內，收到 HP 保固範圍內的任何產品瑕疵的通知，HP 可以選擇修理或更換有瑕疵的產品。
7. 如果 HP 不能修理或更換在 HP 保固範圍內的有瑕疵產品，HP 將在接到通知後於合理的時間內，退換購買產品的全款。
8. 未收到客戶的瑕疵產品前，HP 沒有義務進行修理、更換或退款。
9. 所有更換用的產品可為與被更換產品具有相似功能的全新產品，或近似全新的產品。
10. HP 產品可能包含效能上相當於新零件的再製零件、元件和資料。
11. HP 的有限保固，在任何具有 HP 產品經銷的國家/地區都有效。其他保固服務（如現場實地服務）合約，可與 HP 授權服務機構簽訂，這些機構分佈在由 HP 或授權進口商銷售 HP 產品的國家/地區。

B. 保固限制

在當地法律許可的範圍內，對於 HP 的產品，HP 及其協力廠商都不會明示或暗示地提供其他保證或任何條件，並對於產品適售性、品質滿意度以及針對特定用途的適用性之暗示保證或條件，特別不予擔保。

C. 責任限制

1. 在當地法律許可的範圍內，本保固聲明中提供的補償是客戶可獲得的唯一補償。
2. 在當地法律許可的範圍內，除了本保固聲明中明確提出的義務之外，不論是否基於合約、侵權、或其他法律理論，也不論是否已告知損害的可能性，HP 及其協力廠商都不會對直接、間接、特殊、意外或者衍生性的損害負責。

D. 當地法律

1. 本保固聲明賦予客戶特定的法律權利。客戶也可能有其他權利，這種權利在美國因州而異，在加拿大因省而異，在世界各地則因國家或地區而異。
2. 若此保固聲明與當地法律不一致，應將此保固聲明視為已修改為與當地法律一致。在該法律下，此保固聲明的某些免責聲明、排除和限制可能不適用於客戶。

