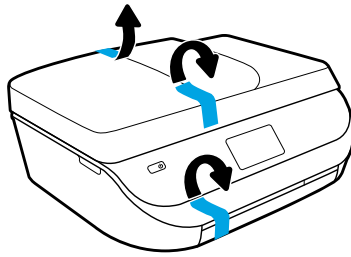
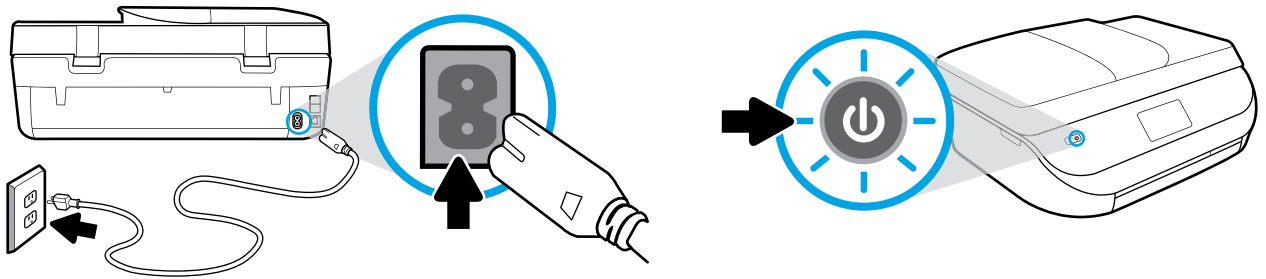



1



2

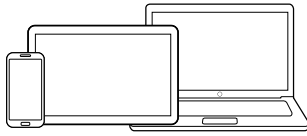


3



123.hp.com





123.hp.com

EN Setup is easy at 123.hp.com

On your mobile device or computer enter **123.hp.com** in a web browser or scan the QR code to:

- Download and install the HP Smart app or printer software.
- Connect the printer to your network.
- Find instructions for installing ink and loading paper.
- Create an account or register your printer.

i Each mobile device or computer will need to install the HP Smart app or software from **123.hp.com** to print and scan.

Need help? www.hp.com/support/oj5200

Note for Windows® users: You may also order a printer software CD. Please visit www.support.hp.com.

ZHTW 透過 123.hp.com 設定很簡單

使用行動裝置或電腦，在網頁瀏覽器中輸入 **123.hp.com** 或掃描 QR 碼：

- 下載並安裝 HP Smart 應用程式或印表機軟體。
- 將印表機連線至網路。
- 找到安裝墨水和裝入紙張的指示。
- 建立帳戶或註冊您的印表機。

i 每台行動裝置或電腦都需要從 **123.hp.com** 安裝 HP Smart 應用程式或軟體，才能列印和掃描。

需要協助？ www.hp.com/support/oj5200

適用於 Windows® 使用者的注意事項： 您也可以訂購印表機軟體 CD。請造訪 www.support.hp.com。

? www.hp.com/support/oj5200



Windows is either a registered trademark or trademark of Microsoft Corporation in the United States and/or other countries.
The Apple logo is a trademark of Apple Inc., registered in the U.S. and other countries. App Store is a service mark of Apple Inc.
Android, Google Play, and the Google Play logo are trademarks of Google Inc.