

# Softcover Keyboard Usage Mode Guidance

For: HP ENVY X2 - 12-g000 Laptop PCs

# 3 Usage Modes



## LAPTOP MODE

Power through all aspects of your day—create content, write emails and update your blog all at once.



## READING MODE


Perfect for streaming video and reading, whether on your desk or on your lap.




## TABLET MODE

Notetaking and drawing feels as natural as pen on paper.

# Laptop Mode Setup



Put Slate on soft cover and hook Slate webcam to webcam hole



Hold Slate top and raise




Dock Slate to pogo pin bar on the keyboard rear side




Complete Laptop mode setting



# Laptop Mode Change To Reading Mode



Hold Slate and use another hand to relieve the 2<sup>nd</sup> section on keyboard softcover.




Move backward Slate to stand in 2<sup>nd</sup> open angle.




Complete Reading mode setting



# Tablet Mode Setup



Hold and raise Slate to disconnect from keyboard.



Move forward Slate to front edge of keyboard.



Complete Tablet mode setting





keep reinventing