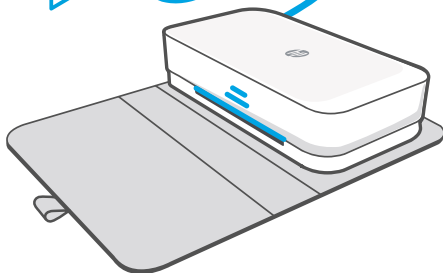


hp Tango X



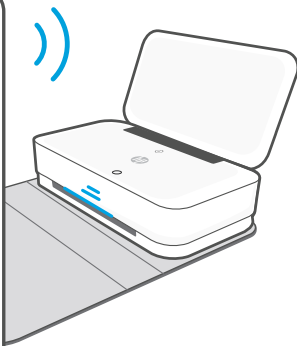

1

插入电源线打开电源



2

需要 HP Smart 应用才能进行设置



3

设置完成后，可从 123.hp.com 下载并安装软件，便能支持从更多设备进行打印





www.hp.com/support/tango

Printed in English

Printed in Simplified Chinese

© Copyright 2018 HP Development Company, L.P.



3DP65-90020