

保留备用

参考手册

请按照设置海报中的说明，开始设置打印机。

注意：如在将打印机连接到无线网络时遇到问题，请试着关闭打印机，然后重新打开，以此启用打印机检测。

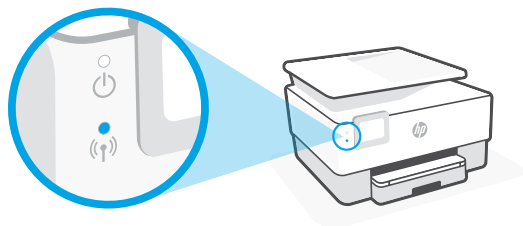
设置无线连接





按照打印机控制面板上的说明安装 HP 打印机软件或 HP Smart 应用后，您应该就能成功地将打印机连接到无线网络。

有关详细信息，请访问 HP 无线打印中心 (www.hp.com/go/wirelessprinting)。

解决无线问题

若 (📶) (无线指示灯) 保持亮起，则表示打印机已成功连接到无线网络。若不是上述情况，请按照以下解决方法解决问题。



描述	可能的原因	解决方法
蓝色指示灯 闪烁  	打印机未连接到网络。	设置无线功能： <ol style="list-style-type: none">1. 打开打印机控制面板上的仪表板。2. 依次点击 (📶) (无线) > ⚙️ (设置) > 无线设置。3. 点击无线设置向导，然后按照屏幕说明操作。
蓝色指示灯 熄灭  	无线功能已关闭。	打开无线功能： <ol style="list-style-type: none">1. 打开打印机控制面板上的仪表板。2. 依次点击 (📶) (无线) > ⚙️ (设置) > 无线设置。3. 点击无线打开无线功能。

从 USB 连接转换为无线连接

进一步了解：www.hp.com/go/usbtowifi

在没有 Wi-Fi 网络的情况下通过无线方式使用打印机 (Wi-Fi Direct)

借助 Wi-Fi Direct，可将计算机或移动设备（如智能手机或平板电脑）以无线方式直接连接到打印机，而无需连接到现有的无线网络。

注意：要使用 Wi-Fi Direct，可能需要在计算机或移动设备上安装 HP 软件。有关详细信息，请访问 123.hp.com。

提示：有关如何使用 Wi-Fi Direct 进行打印的信息，请访问 Wi-Fi Direct 打印网站 (www.hp.com/go/wifidirectprinting)。

设置传真

在打印机控制面板上设置传真。有关详细信息，请访问 www.hp.com/support。

进一步了解



产品支持

www.hp.com/support



HP 移动打印

www.hp.com/go/mobileprinting

帮助	在《使用手册》的“技术信息”部分中获取其他帮助并查找通告、环保和法规信息，包括欧盟管制通告和合规性声明： www.hp.com/support 。
墨盒	设置时，请务必使用打印机随附的墨盒。
安全	请仅使用 HP 提供的电源线和电源适配器（如有提供）。

有限保修

HP 一年硬件有限保修。

如需了解完整的条款和条件，请访问：www.hp.com/go/orderdocuments。

Reference Guide

Follow the instructions in the poster to begin printer setup.

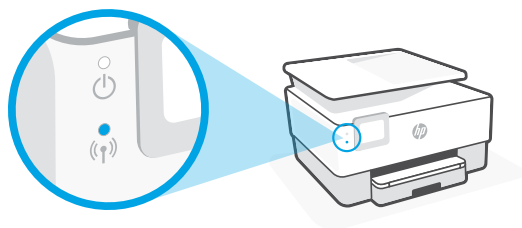
Note: If you have problems connecting the printer to your wireless network, try turning the printer off and then on again to enable the printer to be detected.






Set up a wireless connection

By following the instructions on the printer control panel and installing the HP printer software or the HP Smart app, you should have successfully connected the printer to the wireless network. For more information, visit the HP Wireless Printing Center (www.hp.com/go/wirelessprinting).

Solve wireless problems

When the ((P)) (Wireless light) remains lit, the printer has successfully connected to your wireless network. If not, please check the following solutions.



Description	Possible cause	Solution
Blue light blinking   	The printer is not connected to a network.	Set up wireless: <ol style="list-style-type: none"> 1. Open the Dashboard on the printer control panel. 2. Touch ((P)) (Wireless) > ⚙️ (Settings) > Wireless Settings. 3. Touch Wireless Setup Wizard, and then follow the on-screen instructions.
Blue light off  	Wireless is turned off.	Turn on wireless: <ol style="list-style-type: none"> 1. Open the Dashboard on the printer control panel. 2. Touch ((P)) (Wireless) > ⚙️ (Settings) > Wireless Settings. 3. Touch Wireless to turn it on.

Convert from a USB connection to a wireless connection

Learn more: www.hp.com/go/usbtowifi

Use the printer wirelessly without a Wi-Fi network (Wi-Fi Direct)

With Wi-Fi Direct, you can connect your computer or mobile device (such as smartphone or tablet) directly to a printer wirelessly—without connecting to an existing wireless network.

Note: To use Wi-Fi Direct, you might need HP software installed on your computer or mobile device. For more information, visit 123.hp.com.

Tip: To learn about printing with Wi-Fi Direct, visit the Wi-Fi Direct Printing website (www.hp.com/go/wifidirectprinting).

Set up fax

Set up fax from the printer control panel. For more information, visit www.hp.com/support.

Learn more



Product support
www.hp.com/support



HP mobile printing
www.hp.com/go/mobileprinting

Help	Get additional help and find notices, environmental, and regulatory information (including the European Union Regulatory Notice and compliance statements) in the “Technical Information” section of the user guide: www.hp.com/support .
Ink cartridge	Make sure you use the cartridges provided with the printer for setup.
Safety	Use only with the power cord and power adapter (if provided) supplied by HP.

Limited warranty

HP one year hardware limited warranty.

For full terms and conditions, visit: www.hp.com/go/orderdocuments.



1KR55-90020

ZHCN EN

Printed in Thailand Impreso en Tailandia 泰国印刷
Imprimé en Thaïlande Impresso na Tailândia 태국에서 인쇄

© Copyright 2021 HP Development Company, L.P.

The information contained herein is subject to change without notice.