

Interactive BIOS simulator

HP 280 G4 Small Form Factor PC

Welcome to the interactive BIOS simulator for the
HP 280 G4 Small Form Factor PC

Here's how to use it...

[BIOS Utility Menus](#): (Click the link to navigate to the individual menus)

On this page you will find thumbnail images of each of the product's BIOS utility menus. To view a specific menu in greater detail, simply click that thumbnail. Just as in the live BIOS, on each menu, you can select the tab of each of the other utility menus to navigate directly to that menu.

Menu options:

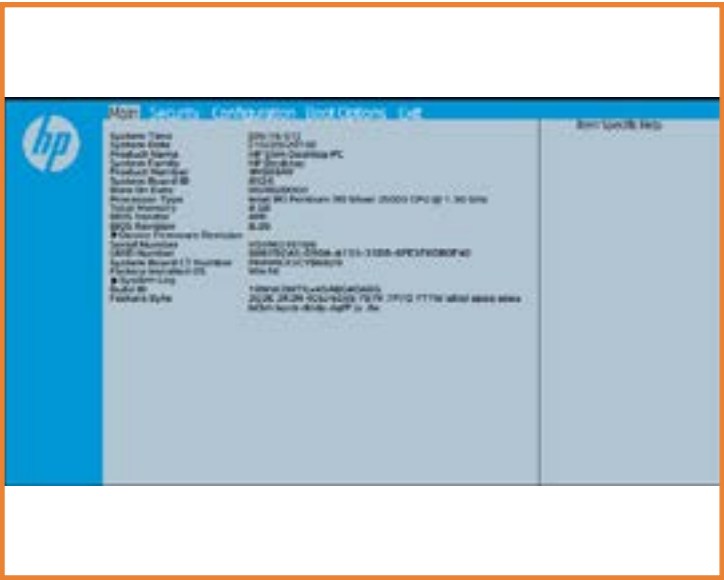
While the menu options cannot be toggled, many of them offer item specific information about that option. To view this information, use the cursor to rollover the option and the information will present in a pane on the right of the BIOS screen.

That's it!

On every page there is a link that brings you back to either this [Welcome](#) page or the [BIOS Utility Menus](#) page enabling you to navigate to whatever BIOS option you wish to review.

BIOS Utility Menus

Back to Welcome Page



Main




Security



System Configuration




Boot Options



Exit

Main Menu

Back to BIOS Utility Menus



Main Security Configuration Boot Options Exit


System Time	[05:16:51]
System Date	[10/20/2018]
Product Name	HP Slim Desktop PC
System Family	HP Desktop
Product Number	4NS06AV
System Board ID	8526
Born On Date	00/00/0000
Processor Type	Intel (R) Pentium (R) Silver J5005 CPU @ 1.50 GHz
Total Memory	8 GB
BIOS Vendor	AMI
BIOS Revision	B.09
▶Device Firmware Revision	
Serial Number	HSHW310106
UUID Number	6867D2A5-D90A-A135-35BB-8FE3F8DB0F40
System Board CT Number	PHMMCX3CYB6B29
Factory installed OS	Win10
▶System Log	
Build ID	18WW2HIT6a#SABG#DABG
Feature Byte	2U3E 3K3N 4C6J 6S6b 7B7K 7P7Q 7T7W aBaJ apaq asau bCbh bpcb dUdp dqfP js .8e

Item Specific Help

Back to Welcome Page

Security Menu

Back to BIOS Utility Menus




Main Security Configuration Boot Options Exit

Administrator Password	[Clear]	Item Specific Help
Power-On Password	[Clear]	
Intel Software Guard Extensions (SGX)	[Enabled]	
TPM Device	[Available]	
TPM State	[Enable]	
Clear TPM	[No]	
Restore Security settings to Factory defaults		

Back to Welcome Page

System Configuration Menu

Back to BIOS Utility Menus




Main Security Configuration Boot Options Exit

Language	[English]	Item Specific Help
Virtualization Technology	[Disabled]	
Num Lock State at Power-On	[On]	
S4/S5 Wake on LAN	[Disabled]	
▶ Device Options		
▶ Thermal		
▶ UEFI HII Configuration		

Back to Welcome Page

Boot Options Menu

Back to BIOS Utility Menus



Main Security Configuration **Boot Options** Exit

Item Specific Help

POST HotKey Delay	[0]
USB Boot	[Enabled]
Network Boot	[Disabled]
Network Boot Protocol	[IPv4+IPv6 (UEFI)]
Legacy Support	[Disabled]
Secure Boot	[Disabled]
Platform Key	Enrolled
Pending Action	None
Clear All Secure Boot Keys	
Load HP Factory Defaults Keys	
Load MSFT Debug Policy Keys	
UEFI Boot Order	
▶ OS Boot Manager	
Internal CD-ROM Drive	
USB Flash Drives/USB Hard Disk	
USB CD/DVD ROM Drive	
!Network Adapter	
Legacy Boot Order	
Notebook Hard Drive	
USB Flash Drive/USB Hard Disk	
USB CD/DVD ROM Drive	
!Network Adapter	

Back to Welcome Page

Exit Menu

Back to BIOS Utility Menus

hp

Main Security Configuration Boot Options **Exit**


Save Changes and Exit
Ignore Changes and Exit
Load Setup Defaults

Item Specific Help

Back to Welcome Page

Device Firmware Revision

[Back to BIOS Utility Menus](#)



Main

Device Firmware Revision


Intel ME (Management Engine)	12.0.6.1120
GOP (Graphic Output Protocol)	9.0.1079

Item Specific Help

[Back to Welcome Page](#)

System Log

[Back to BIOS Utility Menus](#)



Main

System Log


Result	Time:
0502	010109-000039
- No Data -	
- No Data -	
- No Data -	
- No Data -	
- No Data -	
- No Data -	
- No Data -	
- No Data -	
- No Data -	
- No Data -	
- No Data -	
- No Data -	

Item Specific Help

[Back to Welcome Page](#)

Device Options

[Back to BIOS Utility Menus](#)



Configuration


Device Options	
Serial Port	[3F8-3FF; IRQ4]

Item Specific Help

[Back to Welcome Page](#)

Thermal

[Back to BIOS Utility Menus](#)



Configuration

Thermal	
CPU Fan Speed	: N/A

Item Specific Help

[Back to Welcome Page](#)

UEFI HII Configuration

[Back to BIOS Utility Menus](#)

The screenshot displays the UEFI HII Configuration utility interface. It features a blue header bar with the word "Configuration" in white. On the left side, there is a vertical blue bar containing the HP logo. The main content area is light blue and contains the following text:

- UEFI HII Configuration
- ▶ Realtek PCIe GBE Controller (MAC: 10:E7:C6: 29:62:00)

On the right side of the main content area, there is a section titled "Item Specific Help" which is currently empty.

[Back to Welcome Page](#)