

# Interactive BIOS simulator

## HP Spectre x360 Convertible PC

Welcome to the interactive BIOS simulator for the  
HP Spectre x360 Convertible PC

### Here's how to use it...

[BIOS Utility Menus](#): (Click the link to navigate to the individual menus)

On this page you will find thumbnail images of each of the product's BIOS utility menus. To view a specific menu in greater detail, simply click that thumbnail. Just as in the live BIOS, on each menu, you can select the tab of each of the other utility menus to navigate directly to that menu.

### Menu options:

While the menu options cannot be toggled, many of them offer item specific information about that option. To view this information, use the cursor to rollover the option and the information will present in a pane on the right of the BIOS screen.

### That's it!

**On every page there is a link that brings you back to either this [Welcome](#) page or the [BIOS Utility Menus](#) page enabling you to navigate to whatever BIOS option you wish to review.**

# BIOS Utility Menus

Back to Welcome Page



Main



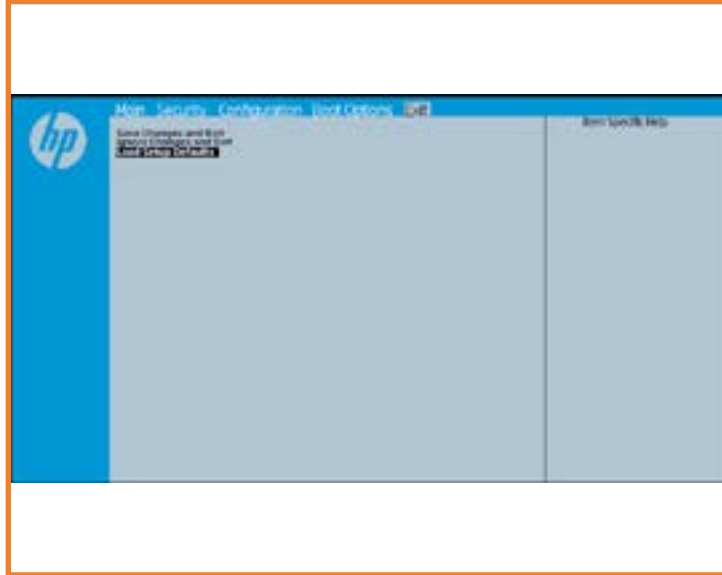
Security



System Configuration




Boot Options



Exit

# Main Menu

Back to BIOS Utility Menus



Main Security Configuration Boot Options Exit


System Time	[00:09:34]
System Date	[01/01/2019]
Product Name	HP Spectre x360 Convertible 13-aw0xxx
System Family	HP Spectre
Product Number	X3ASKU4#ABA
System Board ID	86FA
Born On Date	07/22/2019
Processor Type	Intel (R) Core (TM) i7-1065G7 CPU @ 1.30GHz
Total Memory	16 GB
BIOS Vendor	AMI
BIOS Revision	B.08
▶Device Firmware Revision	
Serial Number	SCD92622K5
UUID Number	39444335-3632-3232-4B35-353236324435
System Board CT Number	PX3ANBD8JCE01I
Factory installed OS	Win10
Primary Battery SN	28030 06/07/2018
▶System Log	19WW2RAT6ai#SABA#DABA
Build ID	3K6b 7N7W aBaH apaq asaw bVbh bzcB dUdx dUdp
Feature Byte	fPhz kF .2T

Item Specific Help

Back to Welcome Page

# Security Menu

Back to BIOS Utility Menus




Main Security Configuration Boot Options Exit

Administrator Password	[Clear]	Item Specific Help
Power-On Password	[Clear]	
Intel Software Guard Extensions (SGX)	[S/W Controlled]	
HP Sparekey	[Disabled]	
HP Sparekey Enrollment	[Not Enrolled]	
TPM Device	[Available]	
TPM State	[Enable]	
Clear TPM	[No]	
Restore Security settings to Factory defaults		
Fingerprint Reset On ReBoot	[No]	

Back to Welcome Page

# System Configuration Menu

Back to BIOS Utility Menus




Main Security Configuration Boot Options Exit

Language	[English]	Item Specific Help
Virtualization Technology	[Enabled]	
Fan Always On	[Disabled]	
Action Key Mode	[Enabled]	
USB Charging	[Enabled]	
Battery Remaining Time	[Enabled]	
UEFI HII Configuration	[Enabled]	

Back to Welcome Page

# Boot Options Menu

Back to BIOS Utility Menus



Main Security Configuration **Boot Options** Exit

Item Specific Help

POST HotKey Delay	[0]
USB Boot	[Enabled]
Network Boot	[Disabled]
Network Boot Protocol	[IPv4+IPv6 (UEFI)]
Legacy Support	[Disabled]
Secure Boot	[Enabled]
Platform Key	[Enrolled-MSFT]
Pending Action	None
Clear All Secure Boot Keys	
Load HP Factory Defaults Keys	
Load MSFT Debug Policy Keys	
<b>UEFI Boot Order</b>	
▶ OS Boot Manager	
USB Flash Drives/USB Hard Disk	
USB CD/DVD ROM Drive	
! USB Network Adapter	
<b>Legacy Boot Order</b>	
Internal Hard Drive	
USB Flash Drive/USB Hard Disk	
USB CD/DVD ROM Drive	
! USB Network Adapter	

Back to Welcome Page

# Exit Menu

Back to BIOS Utility Menus

hp

Main Security Configuration Boot Options **Exit**


Save Changes and Exit  
Ignore Changes and Exit  
Load Setup Defaults

Item Specific Help

Back to Welcome Page

# Device Firmware Revision

[Back to BIOS Utility Menus](#)



Main

Device Firmware Revision

Intel ME (Management Engine)	12.0.6.1120
GOP (Graphic Output Protocol)	9.0.1079


Item Specific Help

[Back to Welcome Page](#)



# System Log

[Back to BIOS Utility Menus](#)



Main

System Log


Result	Time:
0502	010109-000039
- No Data -	
- No Data -	
- No Data -	
- No Data -	
- No Data -	
- No Data -	
- No Data -	
- No Data -	
- No Data -	
- No Data -	
- No Data -	
- No Data -	

Item Specific Help

[Back to Welcome Page](#)

# Device Options

[Back to BIOS Utility Menus](#)



## Configuration


Device Options	
Serial Port	[3F8-3FF; IRQ4]

Item Specific Help

[Back to Welcome Page](#)

# Thermal

[Back to BIOS Utility Menus](#)



## Configuration

Thermal	
CPU Fan Speed	: N/A

Item Specific Help

[Back to Welcome Page](#)

# UEFI HII Configuration

[Back to BIOS Utility Menus](#)

The screenshot displays the UEFI HII Configuration utility interface. It features a blue header bar with the word "Configuration" in white. On the left side, there is a vertical blue bar containing the HP logo. The main content area is light blue and contains the following text:

UEFI HII Configuration

▶ Realtek PCIe GBE Controller (MAC: 10:E7:C6: 29:62:00 )
--

On the right side of the main content area, there is a section titled "Item Specific Help" which is currently empty.

[Back to Welcome Page](#)