

Interactive System Board Viewer

HP Desktop M01-D000

Welcome to the interactive System Board for the
HP Desktop M01-D000

Here's how to use it...

[Zoomable View](#) (Click the link to navigate to the viewer)


On the Zoomable View page, you will find the viewer's zoom navigation links above the viewer on the left-hand side. You can choose from four levels of magnification: 1x, 2x, 3x, and 4x.

1x: The default magnification is 1x and at this magnification you can view the location of a feature by selecting it from the numbered list on the left.



2x, 3x, 4x: When you choose a greater magnification level, you use the navigation arrows and numbered features list to focus on the feature that you wish to review.

That's it!


1x view






2 X View



1. Power Supply (P1)
2. SATA Connectors
3. Power Supply (P2)
4. ODD Power
5. Clear CMOS
6. PCI-E X16 Slot
7. PCI-E X1 Slot
8. USB 2.0 (2) RJ45 port
9. USB 2.0 (2)
10. System Fan Connector
11. CPU
12. HDMI Port
13. VGA Port
14. Audio Ports
15. Power Supply Connector (P3)
16. CPU Fan Connector
17. Memory modules
18. HDD Power
19. M.2 WLAN Module
20. M.2 Solid State Drive
21. Real-time Clock Battery
22. Power button
23. Audio jack
24. USB 3.1 (GEN 1) (2)
25. USB 3.1 (GEN 2) (2)
26. LED Lighting connector
27. SD Card Reader
28. USB 3.1 Type-C port




2 X View




- 1. Power Supply (P1)
- 2. SATA Connectors
- 3. Power Supply (P2)
- 4. ODD Power
- 5. Clear CMOS
- 6. PCI-E X16 Slot
- 7. PCI-E X1 Slot
- 8. USB 2.0 (2) RJ45 port
- 9. USB 2.0 (2)
- 10. System Fan Connector
- 11. CPU
- 12. HDMI Port
- 13. VGA Port
- 14. Audio Ports
- 15. Power Supply Connector (P3)
- 16. CPU Fan Connector
- 17. Memory modules
- 18. HDD Power
- 19. M.2 WLAN Module
- 20. M.2 Solid State Drive
- 21. Real-time Clock Battery
- 22. Power button
- 23. Audio jack
- 24. USB 3.1 (GEN 1) (2)
- 25. USB 3.1 (GEN 2) (2)
- 26. LED Lighting connector
- 27. SD Card Reader
- 28. USB 3.1 Type-C port

2 X View




1. Power Supply (P1)
2. SATA Connectors
3. Power Supply (P2)
4. ODD Power
5. Clear CMOS
6. PCI-E X16 Slot
7. PCI-E X1 Slot
8. USB 2.0 (2) RJ45 port
9. USB 2.0 (2)
10. System Fan Connector
11. CPU
12. HDMI Port
13. VGA Port
14. Audio Ports
15. Power Supply Connector (P3)
16. CPU Fan Connector
17. Memory modules
18. HDD Power
19. M.2 WLAN Module
20. M.2 Solid State Drive
21. Real-time Clock Battery
22. Power button
23. Audio jack
24. USB 3.1 (GEN 1) (2)
25. USB 3.1 (GEN 2) (2)
26. LED Lighting connector
27. SD Card Reader
28. USB 3.1 Type-C port





2 X View




1. Power Supply (P1)
2. SATA Connectors
3. Power Supply (P2)
4. ODD Power
5. Clear CMOS
6. PCI-E X16 Slot
7. PCI-E X1 Slot
8. USB 2.0 (2) RJ45 port
9. USB 2.0 (2)
10. System Fan Connector
11. CPU
12. HDMI Port
13. VGA Port
14. Audio Ports
15. Power Supply Connector (P3)
16. CPU Fan Connector
17. Memory modules
18. HDD Power
19. M.2 WLAN Module
20. M.2 Solid State Drive
21. Real-time Clock Battery
22. Power button
23. Audio jack
24. USB 3.1 (GEN 1) (2)
25. USB 3.1 (GEN 2) (2)
26. LED Lighting connector
27. SD Card Reader
28. USB 3.1 Type-C port





3 X View




1. Power Supply (P1)
2. SATA Connectors
3. Power Supply (P2)
4. ODD Power
5. Clear CMOS
6. PCI-E X16 Slot
7. PCI-E X1 Slot
8. USB 2.0 (2) RJ45 port
9. USB 2.0 (2)
10. System Fan Connector
11. CPU
12. HDMI Port
13. VGA Port
14. Audio Ports
15. Power Supply Connector (P3)
16. CPU Fan Connector
17. Memory modules
18. HDD Power
19. M.2 WLAN Module
20. M.2 Solid State Drive
21. Real-time Clock Battery
22. Power button
23. Audio jack
24. USB 3.1 (GEN 1) (2)
25. USB 3.1 (GEN 2) (2)
26. LED Lighting connector
27. SD Card Reader
28. USB 3.1 Type-C port





3 X View




1. Power Supply (P1)
2. SATA Connectors
3. Power Supply (P2)
4. ODD Power
5. Clear CMOS
6. PCI-E X16 Slot
7. PCI-E X1 Slot
8. USB 2.0 (2) RJ45 port
9. USB 2.0 (2)
10. System Fan Connector
11. CPU
12. HDMI Port
13. VGA Port
14. Audio Ports
15. Power Supply Connector (P3)
16. CPU Fan Connector
17. Memory modules
18. HDD Power
19. M.2 WLAN Module
20. M.2 Solid State Drive
21. Real-time Clock Battery
22. Power button
23. Audio jack
24. USB 3.1 (GEN 1) (2)
25. USB 3.1 (GEN 2) (2)
26. LED Lighting connector
27. SD Card Reader
28. USB 3.1 Type-C port




3 X View




1. Power Supply (P1)
2. SATA Connectors
3. Power Supply (P2)
4. ODD Power
5. Clear CMOS
6. PCI-E X16 Slot
7. PCI-E X1 Slot
8. USB 2.0 (2) RJ45 port
9. USB 2.0 (2)
10. System Fan Connector
11. CPU
12. HDMI Port
13. VGA Port
14. Audio Ports
15. Power Supply Connector (P3)
16. CPU Fan Connector
17. Memory modules
18. HDD Power
19. M.2 WLAN Module
20. M.2 Solid State Drive
21. Real-time Clock Battery
22. Power button
23. Audio jack
24. USB 3.1 (GEN 1) (2)
25. USB 3.1 (GEN 2) (2)
26. LED Lighting connector
27. SD Card Reader
28. USB 3.1 Type-C port





3 X View




1. Power Supply (P1)
2. SATA Connectors
3. Power Supply (P2)
4. ODD Power
5. Clear CMOS
6. PCI-E X16 Slot
7. PCI-E X1 Slot
8. USB 2.0 (2) RJ45 port
9. USB 2.0 (2)
10. System Fan Connector
11. CPU
12. HDMI Port
13. VGA Port
14. Audio Ports
15. Power Supply Connector (P3)
16. CPU Fan Connector
17. Memory modules
18. HDD Power
19. M.2 WLAN Module
20. M.2 Solid State Drive
21. Real-time Clock Battery
22. Power button
23. Audio jack
24. USB 3.1 (GEN 1) (2)
25. USB 3.1 (GEN 2) (2)
26. LED Lighting connector
27. SD Card Reader
28. USB 3.1 Type-C port



4 X View




1. Power Supply (P1)
2. SATA Connectors
3. Power Supply (P2)
4. ODD Power
5. Clear CMOS
6. PCI-E X16 Slot
7. PCI-E X1 Slot
8. USB 2.0 (2) RJ45 port
9. USB 2.0 (2)
10. System Fan Connector
11. CPU
12. HDMI Port
13. VGA Port
14. Audio Ports
15. Power Supply Connector (P3)
16. CPU Fan Connector
17. Memory modules
18. HDD Power
19. M.2 WLAN Module
20. M.2 Solid State Drive
21. Real-time Clock Battery
22. Power button
23. Audio jack
24. USB 3.1 (GEN 1) (2)
25. USB 3.1 (GEN 2) (2)
26. LED Lighting connector
27. SD Card Reader
28. USB 3.1 Type-C port





4 X View




1. Power Supply (P1)
2. SATA Connectors
3. Power Supply (P2)
4. ODD Power
5. Clear CMOS
6. PCI-E X16 Slot
7. PCI-E X1 Slot
8. USB 2.0 (2) RJ45 port
9. USB 2.0 (2)
10. System Fan Connector
11. CPU
12. HDMI Port
13. VGA Port
14. Audio Ports
15. Power Supply Connector (P3)
16. CPU Fan Connector
17. **Memory modules**
18. HDD Power
19. M.2 WLAN Module
20. M.2 Solid State Drive
21. Real-time Clock Battery
22. Power button
23. Audio jack
24. USB 3.1 (GEN 1) (2)
25. USB 3.1 (GEN 2) (2)
26. LED Lighting connector
27. SD Card Reader
28. USB 3.1 Type-C port





4 X View




1. Power Supply (P1)
2. SATA Connectors
3. Power Supply (P2)
4. ODD Power
5. Clear CMOS
6. PCI-E X16 Slot
7. PCI-E X1 Slot
8. USB 2.0 (2) RJ45 port
9. USB 2.0 (2)
10. System Fan Connector
11. CPU
12. HDMI Port
13. VGA Port
14. Audio Ports
15. Power Supply Connector (P3)
16. CPU Fan Connector
17. Memory modules
18. HDD Power
19. M.2 WLAN Module
20. M.2 Solid State Drive
21. Real-time Clock Battery
22. Power button
23. Audio jack
24. USB 3.1 (GEN 1) (2)
25. USB 3.1 (GEN 2) (2)
26. LED Lighting connector
27. SD Card Reader
28. USB 3.1 Type-C port



4 X View




1. Power Supply (P1)
2. SATA Connectors
3. Power Supply (P2)
4. ODD Power
5. Clear CMOS
6. PCI-E X16 Slot
7. PCI-E X1 Slot
8. USB 2.0 (2) RJ45 port
9. USB 2.0 (2)
10. System Fan Connector
11. CPU
12. HDMI Port
13. VGA Port
14. Audio Ports
15. Power Supply Connector (P3)
16. CPU Fan Connector
17. Memory modules
18. HDD Power
19. M.2 WLAN Module
20. M.2 Solid State Drive
21. Real-time Clock Battery
22. Power button
23. Audio jack
24. USB 3.1 (GEN 1) (2)
25. USB 3.1 (GEN 2) (2)
26. LED Lighting connector
27. SD Card Reader
28. USB 3.1 Type-C port






4 X View



1. Power Supply (P1)
2. SATA Connectors
3. Power Supply (P2)
4. ODD Power
5. Clear CMOS
6. PCI-E X16 Slot
7. PCI-E X1 Slot
8. USB 2.0 (2) RJ45 port
9. USB 2.0 (2)
10. System Fan Connector
11. CPU
12. HDMI Port
13. VGA Port
14. Audio Ports
15. Power Supply Connector (P3)
16. CPU Fan Connector
17. Memory modules
18. HDD Power
19. M.2 WLAN Module
20. M.2 Solid State Drive
21. Real-time Clock Battery
22. Power button
23. Audio jack
24. USB 3.1 (GEN 1) (2)
25. USB 3.1 (GEN 2) (2)
26. LED Lighting connector
27. SD Card Reader
28. USB 3.1 Type-C port





4 X View




1. Power Supply (P1)
2. SATA Connectors
3. Power Supply (P2)
4. ODD Power
5. Clear CMOS
6. PCI-E X16 Slot
7. PCI-E X1 Slot
8. USB 2.0 (2) RJ45 port
9. USB 2.0 (2)
10. System Fan Connector
11. CPU
12. HDMI Port
13. VGA Port
14. Audio Ports
15. Power Supply Connector (P3)
16. CPU Fan Connector
17. Memory modules
18. HDD Power
19. M.2 WLAN Module
20. M.2 Solid State Drive
21. Real-time Clock Battery
22. Power button
23. Audio jack
24. USB 3.1 (GEN 1) (2)
25. USB 3.1 (GEN 2) (2)
26. LED Lighting connector
27. SD Card Reader
28. USB 3.1 Type-C port

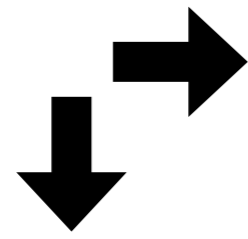
4 X View



1. Power Supply (P1)
2. SATA Connectors
3. Power Supply (P2)
4. ODD Power
5. Clear CMOS
6. PCI-E X16 Slot
7. PCI-E X1 Slot
8. USB 2.0 (2) RJ45 port
9. USB 2.0 (2)
10. System Fan Connector
11. CPU
12. HDMI Port
13. VGA Port
14. Audio Ports
15. Power Supply Connector (P3)
16. CPU Fan Connector
17. Memory modules
18. HDD Power
19. M.2 WLAN Module
20. M.2 Solid State Drive
21. Real-time Clock Battery
22. Power button
23. Audio jack
24. USB 3.1 (GEN 1) (2)
25. USB 3.1 (GEN 2) (2)
26. LED Lighting connector
27. SD Card Reader
28. USB 3.1 Type-C port



4 X View



1. Power Supply (P1)
2. SATA Connectors
3. Power Supply (P2)
4. ODD Power
5. Clear CMOS
6. PCI-E X16 Slot
7. PCI-E X1 Slot
8. USB 2.0 (2) RJ45 port
9. USB 2.0 (2)
10. System Fan Connector
11. CPU
12. HDMI Port
13. VGA Port
14. Audio Ports
15. Power Supply Connector (P3)
16. CPU Fan Connector
17. Memory modules
18. HDD Power
19. M.2 WLAN Module
20. M.2 Solid State Drive
21. Real-time Clock Battery
22. Power button
23. Audio jack
24. USB 3.1 (GEN 1) (2)
25. USB 3.1 (GEN 2) (2)
26. LED Lighting connector
27. SD Card Reader
28. USB 3.1 Type-C port

