

# Interactive BIOS simulator

## HP ProBook 430/440/450 G7 PC

Welcome to this interactive BIOS simulator

### Here's how to use it...

[BIOS Utility Menus](#): (Click the link to navigate to the individual menus)

On this page you will find thumbnail images of each of the product's BIOS utility menus. To view a specific menu in greater detail, simply click that thumbnail. Just as in the live BIOS, on each menu, you can select the tab of each of the other utility menus to navigate directly to that menu.

### Menu options:

While the menu options cannot be toggled, many of them offer item specific information about that option. To view this information, use the cursor to rollover the option and the information will present in a pane on the right of the BIOS screen.

### That's it!

**On every page there is a link that brings you back to either this [Welcome](#) page or the [BIOS Utility Menus](#) page enabling you to navigate to whatever BIOS option you wish to review.**

# BIOS Utility Menus

Back to Welcome Page



Main



Security



Advanced




UEFI Drivers

# Main Menu

Back to BIOS Utility Menus

Main | Security | Advanced | UEFI Drivers



HP computer setup

Item Specific Help


Save Help Exit

Back to Welcome Page

# Security Menu

Back to BIOS Utility Menus

Main | Security | Advanced | UEFI Drivers



HP computer setup

Administrator Tools

Security Configuration

Utilities

Activation Status: Inactive  
Absolute<sup>®</sup> Persistence Module Permanent Disable: No

Item Specific Help

Save

Help

Exit

Back to Welcome Page

# Advanced Menu

Back to BIOS Utility Menus

Main | Security | **Advanced** | UEFI Drivers



**HP** computer setup

Item Specific Help

Remote HP PC Hardware Diagnostics

Save Help Exit

Back to Welcome Page

# UEFI Drivers

Back to BIOS Utility Menus

Main | Security | Advanced | UEFI Drivers



HP computer setup

This wil restart the system into the 3rd Party Option ROM Management application.  
You can get this application by pressing F3 during startup.

Item Specific Help


Save Help Exit

Back to Welcome Page

# System Information

Back to BIOS Utility Menus

Main | Security | Advanced | UEFI Drivers



HP computer setup

BASIC SYSTEM INFORMATION

Product Name

Processor 1

Memory Size

System BIOS

HP ProBook 430/440/450 G7

Intel® Core™ i5-10210U CPU @ 1.6GHz

16384 MB

Q78 Ver.80.31.00 12/16/2018

SERVICE -----

Born On Date

Serial Number

SKU Number

Universally Unique Identifier (UUID)

Asset Tracking Number

00/00/0000

00074400PK

123456#ABA

6757586A-357D-8BB9-BC26-E08933445044

Press Escape to Return

Item Specific Help

Save


Help

Exit

Back to Welcome Page

# System Diagnostics

Back to BIOS Utility Menus



HP PC Hardware Diagnostics UEFI

Version 7.3.0.0


For more informatio, please visit: [www.hp.com/go/techcenter/PCDiags](http://www.hp.com/go/techcenter/PCDiags)

System Information

System Tests

Component Tests

Test Logs

 Language

Item Specific Help

Back to Welcome Page