

# Interactive System Board Viewer

## HP ProOne 400 series

Welcome to the interactive System Board for the  
HP ProOne 400 series

### Here's how to use it...

[Zoomable View](#) (Click the link to navigate to the viewer)

On the Zoomable View page, you will find the viewer's zoom navigation links above the viewer on the left-hand side. You can choose from four levels of magnification: 1x, 2x, 3x, and 4x.



**1x:** The default magnification is 1x and at this magnification you can view the location of a feature by selecting it from the numbered list on the left.

**2x, 3x, 4x:** When you choose a greater magnification level, you use the navigation arrows and numbered features list to focus on the feature that you wish to review.

**That's it!**





1x view






# 2 X View





- 1. CMOS Reset
- 2. SATA 1
- 3. DDR3 RAM sockets
- 4. CPU sockets
- 5. Display connector
- 6. CPU fan connector
- 7. Hood sensor connector
- 8. Battery connector
- 9. SATA 0
- 10. Touchpad board connector
- 11. M.2 WLAN socket
- 12. Power Connector
- 13. RJ45 port
- 14. Displayport
- 15. USB 3.0 ports
- 16. Speaker connector
- 17. mSATA SSD socket
- 18. Headset connector
- 19. USB 3.0 ports
- 20. USB-C port
- 21. Webcam connector
- 22. Displayport






# 2 X View





1. CMOS Reset
2. SATA 1
3. DDR3 RAM sockets
4. CPU sockets
5. Display connector
6. CPU fan connector
7. Hood sensor connector
8. Battery connector
9. SATA 0
10. Touchpad board connector
11. M.2 WLAN socket
12. Power Connector
13. RJ45 port
14. Displayport
15. USB 3.0 ports
16. Speaker connector
17. mSATA SSD socket
18. Headset connector
19. USB 3.0 ports
20. USB-C port
21. Webcam connector
22. Displayport






# 2 X View


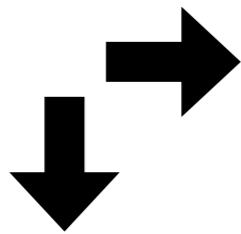



- 1. CMOS Reset
- 2. SATA 1
- 3. DDR3 RAM sockets
- 4. CPU sockets
- 5. Display connector
- 6. CPU fan connector
- 7. Hood sensor connector
- 8. Battery connector
- 9. SATA 0
- 10. Touchpad board connector
- 11. M.2 WLAN socket
- 12. Power Connector
- 13. RJ45 port
- 14. Displayport
- 15. USB 3.0 ports
- 16. Speaker connector
- 17. mSATA SSD socket
- 18. Headset connector
- 19. USB 3.0 ports
- 20. USB-C port
- 21. Webcam connector
- 22. Displayport





# 2 X View





- 1. CMOS Reset
- 2. SATA 1
- 3. DDR3 RAM sockets
- 4. CPU sockets
- 5. Display connector
- 6. CPU fan connector
- 7. Hood sensor connector
- 8. Battery connector
- 9. SATA 0
- 10. Touchpad board connector
- 11. M.2 WLAN socket
- 12. Power Connector
- 13. RJ45 port
- 14. Displayport
- 15. USB 3.0 ports
- 16. Speaker connector
- 17. mSATA SSD socket
- 18. Headset connector
- 19. USB 3.0 ports
- 20. USB-C port
- 21. Webcam connector
- 22. Displayport


8



# 3 X View





- 1. CMOS Reset
- 2. SATA 1
- 3. DDR3 RAM sockets
- 4. CPU sockets
- 5. Display connector
- 6. CPU fan connector
- 7. Hood sensor connector
- 8. Battery connector
- 9. SATA 0
- 10. Touchpad board connector
- 11. M.2 WLAN socket
- 12. Power Connector
- 13. RJ45 port
- 14. Displayport
- 15. USB 3.0 ports
- 16. Speaker connector
- 17. mSATA SSD socket
- 18. Headset connector
- 19. USB 3.0 ports
- 20. USB-C port
- 21. Webcam connector
- 22. Displayport






# 3 X View





1. CMOS Reset
2. SATA 1
3. DDR3 RAM sockets
4. CPU sockets
5. Display connector
6. CPU fan connector
7. Hood sensor connector
8. Battery connector
9. SATA 0
10. Touchpad board connector
11. M.2 WLAN socket
12. Power Connector
13. RJ45 port
14. Displayport
15. USB 3.0 ports
16. Speaker connector
17. mSATA SSD socket
18. Headset connector
19. USB 3.0 ports
20. USB-C port
21. Webcam connector
22. Displayport





# 3 X View






1. CMOS Reset
2. SATA 1
3. DDR3 RAM sockets
4. CPU sockets
5. Display connector
6. CPU fan connector
7. Hood sensor connector
8. Battery connector
9. SATA 0
10. Touchpad board connector
11. M.2 WLAN socket
12. Power Connector
13. RJ45 port
14. Displayport
15. USB 3.0 ports
16. Speaker connector
17. mSATA SSD socket
18. Headset connector
19. USB 3.0 ports
20. USB-C port
21. Webcam connector
22. Displayport







# 3 X View




1. CMOS Reset
2. SATA 1
3. DDR3 RAM sockets
4. CPU sockets
5. Display connector
6. CPU fan connector
7. Hood sensor connector
8. Battery connector
9. SATA 0
10. Touchpad board connector
11. M.2 WLAN socket
12. Power Connector
13. RJ45 port
14. Displayport
15. USB 3.0 ports
16. Speaker connector
17. mSATA SSD socket
18. Headset connector
19. USB 3.0 ports
20. USB-C port
21. Webcam connector
22. Displayport



# 4 X View




1. CMOS Reset
2. SATA 1
3. DDR3 RAM sockets
4. CPU sockets
5. Display connector
6. CPU fan connector
7. Hood sensor connector
8. Battery connector
9. SATA 0
10. Touchpad board connector
11. M.2 WLAN socket
12. Power Connector
13. RJ45 port
14. Displayport
15. USB 3.0 ports
16. Speaker connector
17. mSATA SSD socket
18. Headset connector
19. USB 3.0 ports
20. USB-C port
21. Webcam connector
22. Displayport





# 4 X View






1. CMOS Reset
2. SATA 1
3. DDR3 RAM sockets
4. CPU sockets
5. Display connector
6. CPU fan connector
7. Hood sensor connector
8. Battery connector
9. SATA 0
10. Touchpad board connector
11. M.2 WLAN socket
12. Power Connector
13. RJ45 port
14. Displayport
15. USB 3.0 ports
16. Speaker connector
17. mSATA SSD socket
18. Headset connector
19. USB 3.0 ports
20. USB-C port
21. Webcam connector
22. Displayport







# 4 X View




1. CMOS Reset
2. SATA 1
3. DDR3 RAM sockets
4. CPU sockets
5. Display connector
6. CPU fan connector
7. Hood sensor connector
8. Battery connector
9. SATA 0
10. Touchpad board connector
11. M.2 WLAN socket
12. Power Connector
13. RJ45 port
14. Displayport
15. USB 3.0 ports
16. Speaker connector
17. mSATA SSD socket
18. Headset connector
19. USB 3.0 ports
20. USB-C port
21. Webcam connector
22. Displayport



# 4 X View




1. CMOS Reset
2. SATA 1
3. **DDR3 RAM sockets**
4. CPU sockets
5. Display connector
6. CPU fan connector
7. Hood sensor connector
8. Battery connector
9. SATA 0
10. Touchpad board connector
11. M.2 WLAN socket
12. Power Connector
13. RJ45 port
14. Displayport
15. USB 3.0 ports
16. Speaker connector
17. mSATA SSD socket
18. Headset connector
19. USB 3.0 ports
20. USB-C port
21. Webcam connector
22. Displayport






# 4 X View





1. CMOS Reset
2. SATA 1
3. DDR3 RAM sockets
4. CPU sockets
5. Display connector
6. CPU fan connector
7. Hood sensor connector
8. Battery connector
9. SATA 0
10. Touchpad board connector
11. M.2 WLAN socket
12. Power Connector
13. RJ45 port
14. Displayport
15. USB 3.0 ports
16. Speaker connector
17. mSATA SSD socket
18. Headset connector
19. USB 3.0 ports
20. USB-C port
21. Webcam connector
22. Displayport






## 4 X View





1. CMOS Reset
2. SATA 1
3. DDR3 RAM sockets
4. CPU sockets
5. Display connector
6. **CPU fan connector**
7. Hood sensor connector
8. Battery connector
9. SATA 0
10. Touchpad board connector
11. M.2 WLAN socket
12. Power Connector
13. RJ45 port
14. Displayport
15. USB 3.0 ports
16. Speaker connector
17. mSATA SSD socket
18. Headset connector
19. USB 3.0 ports
20. USB-C port
21. Webcam connector
22. Displayport






# 4 X View





1. CMOS Reset
2. SATA 1
3. DDR3 RAM sockets
4. CPU sockets
5. Display connector
6. CPU fan connector
7. Hood sensor connector
8. Battery connector
9. SATA 0
10. Touchpad board connector
11. M.2 WLAN socket
12. Power Connector
13. RJ45 port
14. Displayport
15. USB 3.0 ports
16. Speaker connector
17. mSATA SSD socket
18. Headset connector
19. USB 3.0 ports
20. USB-C port
21. Webcam connector
22. Displayport






# 4 X View





1. CMOS Reset
2. SATA 1
3. DDR3 RAM sockets
4. CPU sockets
5. Display connector
6. CPU fan connector
7. Hood sensor connector
8. Battery connector
9. SATA 0
10. Touchpad board connector
11. M.2 WLAN socket
12. Power Connector
13. RJ45 port
14. Displayport
15. USB 3.0 ports
16. Speaker connector
17. mSATA SSD socket
18. Headset connector
19. USB 3.0 ports
20. USB-C port
21. Webcam connector
22. Displayport





# 4 X View



1. CMOS Reset
2. SATA 1
3. DDR3 RAM sockets
4. CPU sockets
5. Display connector
6. CPU fan connector
7. Hood sensor connector
8. Battery connector
9. SATA 0
10. Touchpad board connector
11. M.2 WLAN socket
12. Power Connector
13. RJ45 port
14. Displayport
15. USB 3.0 ports
16. Speaker connector
17. mSATA SSD socket
18. Headset connector
19. USB 3.0 ports
20. USB-C port
21. Webcam connector
22. Displayport

