

Interactive Part Locator

HP ProDesk 600 G4 PCI MT

Welcome to the interactive part locator for the
HP ProDesk 600 G4 PCI MT

Here's how to use it...

[System Views](#) (Click the link to navigate to the views)

On this page you will find large icons of each of the external views of this product. To view a specific view in greater detail, simply click that view.

[Parts List](#) (Click the link to navigate to the parts)

On this page, you will find a list of all of the replaceable parts for this product. To view a specific part and its location in the product, click the part name in the list.

That's it! On every page there is a link that brings you back to either the System Views or the Parts List, enabling you to navigate to whatever view or part you wish to review.

System Views

Front

Left

Right

Rear

Internal

Parts List

Front View



Left View




Access Panel


Right View



Rear View




Internal View 1



[Go to Internal View 2](#)

Internal View 2




[Back to Internal View 1](#)


Front Bezel




Optical Disk Drive




Drive Cage




Hard Disk Drive



Hood Sensor



Solenoid Lock



CPU Fan/Heatsink



Graphics Card



Memory Module





Option Board



Power Supply



Processor



Speaker



Solid State Drive



Wireless LAN Module



System Board

