

# Interactive System Board Viewer

## HP ProDesk 400 G6 MT

Welcome to the interactive System Board for the  
HP ProDesk 400 G6 MT

### Here's how to use it...

[Zoomable View](#) (Click the link to navigate to the viewer)

On the Zoomable View page, you will find the viewer's zoom navigation links above the viewer on the left-hand side. You can choose from four levels of magnification: 1x, 2x, 3x, and 4x.

**1x:** The default magnification is 1x and at this magnification you can view the location of a feature by selecting it from the numbered list on the left.

**2x, 3x, 4x:** When you choose a greater magnification level, you use the navigation arrows and numbered features list to focus on the feature that you wish to review.

**That's it!**

[Back to Welcome page](#)

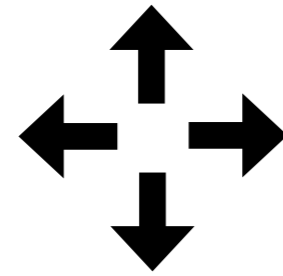


# 1 X View

**1 X** 2 X 3 X 4 X




Back to Welcome page



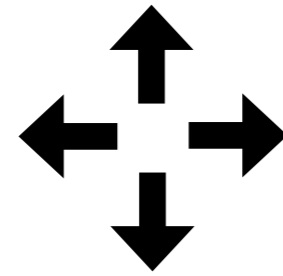

1 X **2 X** 3 X 4 X

## 2 X View




1. CPU power
2. CPU socket
3. CPU fan connector
4. 2 DDR4 UDIMM sockets
5. M.2 WLAN socket
6. 6-Pin SATA power
7. Power LED
8. Power button
9. HDD LED
10. Headset jack
11. M.2 SSD socket
12. USB-A 3.1 Gen 1 port
13. 4-Pin main power
14. SATA connectors
15. SD card reader
16. Password jumper
17. Speaker connector
18. Power supply control
19. CMOS reset button
20. RTC battery
21. PCI Express x1 slot
22. PCI Express x16 slot
23. PS2 Com B header
24. USB-A 3.1 Gen 1 ports (2)
25. USB-A 2.0 ports (4)
26. Ethernet port
27. System fan connector
28. VGA port
29. DisplayPort
30. Audio in/out jacks (2)

Back to Welcome page



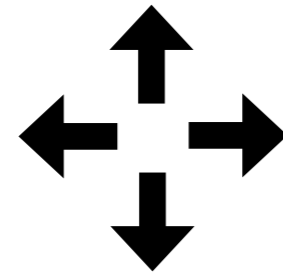
1 X 2 X 3 X 4 X

## 2 X View



1. CPU power
2. CPU socket
3. CPU fan connector
4. 2 DDR4 UDIMM sockets
5. M.2 WLAN socket
6. 6-Pin SATA power
7. Power LED
8. Power button
9. HDD LED
10. Headset jack
11. M.2 SSD socket
12. USB-A 3.1 Gen 1 port
13. 4-Pin main power
14. SATA connectors
15. SD card reader
16. Password jumper
17. Speaker connector
18. Power supply control
19. CMOS reset button
20. RTC battery
21. PCI Express x1 slot
22. PCI Express x16 slot
23. PS2 Com B header
24. USB-A 3.1 Gen 1 ports (2)
25. USB-A 2.0 ports (4)
26. Ethernet port
27. System fan connector
28. VGA port
29. DisplayPort
30. Audio in/out jacks (2)


[Back to Welcome page](#)



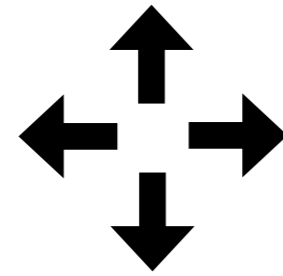

1 X **2 X** 3 X 4 X

## 2 X View

1. CPU power
2. CPU socket
3. CPU fan connector
4. 2 DDR4 UDIMM sockets
5. M.2 WLAN socket
6. 6-Pin SATA power
7. Power LED
8. Power button
9. HDD LED
10. Headset jack
11. M.2 SSD socket
12. USB-A 3.1 Gen 1 port
13. 4-Pin main power
14. SATA connectors
15. SD card reader
16. Password jumper
17. Speaker connector
18. Power supply control
19. CMOS reset button
20. RTC battery
21. PCI Express x1 slot
22. PCI Express x16 slot
23. PS2 Com B header
24. USB-A 3.1 Gen 1 ports (2)
25. USB-A 2.0 ports (4)
26. Ethernet port
27. System fan connector
28. VGA port
29. DisplayPort
30. Audio in/out jacks (2)




Back to Welcome page



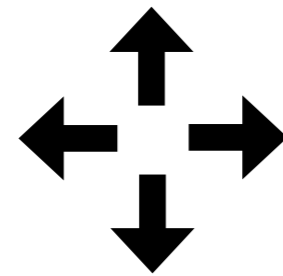

1 X **2 X** 3 X 4 X

## 2 X View




1. CPU power
2. CPU socket
3. CPU fan connector
4. 2 DDR4 UDIMM sockets
5. M.2 WLAN socket
6. 6-Pin SATA power
7. Power LED
8. Power button
9. HDD LED
10. Headset jack
11. M.2 SSD socket
12. USB-A 3.1 Gen 1 port
13. 4-Pin main power
14. SATA connectors
15. SD card reader
16. Password jumper
17. Speaker connector
18. Power supply control
19. CMOS reset button
20. RTC battery
21. PCI Express x1 slot
22. PCI Express x16 slot
23. PS2 Com B header
24. USB-A 3.1 Gen 1 ports (2)
25. USB-A 2.0 ports (4)
26. Ethernet port
27. System fan connector
28. VGA port
29. DisplayPort
30. Audio in/out jacks (2)

Back to Welcome page



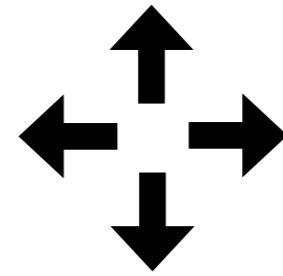

1 X 2 X **3 X** 4 X

## 3 X View




1. CPU power
2. CPU socket
3. CPU fan connector
4. 2 DDR4 UDIMM sockets
5. M.2 WLAN socket
6. 6-Pin SATA power
7. Power LED
8. Power button
9. HDD LED
10. Headset jack
11. M.2 SSD socket
12. USB-A 3.1 Gen 1 port
13. 4-Pin main power
14. SATA connectors
15. SD card reader
16. Password jumper
17. Speaker connector
18. Power supply control
19. CMOS reset button
20. RTC battery
21. PCI Express x1 slot
22. PCI Express x16 slot
23. PS2 Com B header
24. USB-A 3.1 Gen 1 ports (2)
25. USB-A 2.0 ports (4)
26. Ethernet port
27. System fan connector
28. VGA port
29. DisplayPort
30. Audio in/out jacks (2)

Back to Welcome page



1 X 2 X **3 X** 4 X

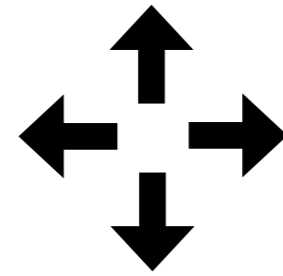

## 3 X View



1. CPU power
2. CPU socket
3. CPU fan connector
4. 2 DDR4 UDIMM sockets
5. M.2 WLAN socket
6. 6-Pin SATA power
7. Power LED
8. Power button
9. HDD LED
10. Headset jack
11. M.2 SSD socket
12. USB-A 3.1 Gen 1 port
13. 4-Pin main power
14. SATA connectors
15. SD card reader
16. Password jumper
17. Speaker connector
18. Power supply control
19. CMOS reset button
20. RTC battery
21. PCI Express x1 slot
22. PCI Express x16 slot
23. PS2 Com B header
24. USB-A 3.1 Gen 1 ports (2)
25. USB-A 2.0 ports (4)
26. Ethernet port
27. System fan connector
28. VGA port
29. DisplayPort
30. Audio in/out jacks (2)




[Back to Welcome page](#)



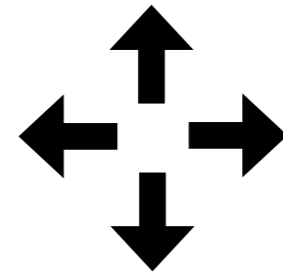
1 X 2 X **3 X** 4 X

## 3 X View




1. CPU power
2. CPU socket
3. CPU fan connector
4. 2 DDR4 UDIMM sockets
5. M.2 WLAN socket
6. 6-Pin SATA power
7. Power LED
8. Power button
9. HDD LED
10. Headset jack
11. M.2 SSD socket
12. USB-A 3.1 Gen 1 port
13. 4-Pin main power
14. SATA connectors
15. SD card reader
16. Password jumper
17. Speaker connector
18. Power supply control
19. CMOS reset button
20. RTC battery
21. PCI Express x1 slot
22. PCI Express x16 slot
23. PS2 Com B header
24. USB-A 3.1 Gen 1 ports (2)
25. USB-A 2.0 ports (4)
26. Ethernet port
27. System fan connector
28. VGA port
29. DisplayPort
30. Audio in/out jacks (2)

Back to Welcome page



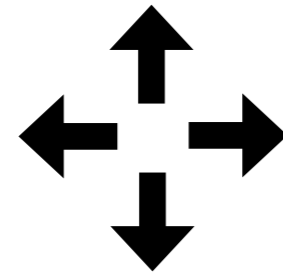
1 X 2 X **3 X** 4 X

## 3 X View




1. CPU power
2. CPU socket
3. CPU fan connector
4. 2 DDR4 UDIMM sockets
5. M.2 WLAN socket
6. 6-Pin SATA power
7. Power LED
8. Power button
9. HDD LED
10. Headset jack
11. M.2 SSD socket
12. USB-A 3.1 Gen 1 port
13. 4-Pin main power
14. SATA connectors
15. SD card reader
16. Password jumper
17. Speaker connector
18. Power supply control
19. CMOS reset button
20. RTC battery
21. PCI Express x1 slot
22. PCI Express x16 slot
23. PS2 Com B header
24. USB-A 3.1 Gen 1 ports (2)
25. USB-A 2.0 ports (4)
26. Ethernet port
27. System fan connector
28. VGA port
29. DisplayPort
30. Audio in/out jacks (2)

Back to Welcome page



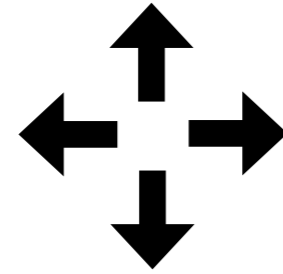

1X 2X 3X **4X**

## 4 X View




1. CPU power
2. CPU socket
3. CPU fan connector
4. 2 DDR4 UDIMM sockets
5. M.2 WLAN socket
6. 6-Pin SATA power
7. Power LED
8. Power button
9. HDD LED
10. Headset jack
11. M.2 SSD socket
12. USB-A 3.1 Gen 1 port
13. 4-Pin main power
14. SATA connectors
15. SD card reader
16. Password jumper
17. Speaker connector
18. Power supply control
19. CMOS reset button
20. RTC battery
21. PCI Express x1 slot
22. PCI Express x16 slot
23. PS2 Com B header
24. USB-A 3.1 Gen 1 ports (2)
25. USB-A 2.0 ports (4)
26. Ethernet port
27. System fan connector
28. VGA port
29. DisplayPort
30. Audio in/out jacks (2)

Back to Welcome page



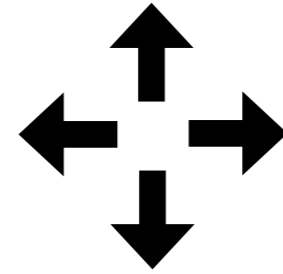

1 X 2 X 3 X **4 X**

## 4 X View



1. CPU power
2. CPU socket
3. CPU fan connector
4. 2 DDR4 UDIMM sockets
5. M.2 WLAN socket
6. 6-Pin SATA power
7. Power LED
8. Power button
9. HDD LED
10. Headset jack
11. M.2 SSD socket
12. USB-A 3.1 Gen 1 port
13. 4-Pin main power
14. SATA connectors
15. SD card reader
16. Password jumper
17. Speaker connector
18. Power supply control
- 19. CMOS reset button**
20. RTC battery
21. PCI Express x1 slot
22. PCI Express x16 slot
23. PS2 Com B header
24. USB-A 3.1 Gen 1 ports (2)
25. USB-A 2.0 ports (4)
26. Ethernet port
27. System fan connector
28. VGA port
29. DisplayPort
30. Audio in/out jacks (2)

[Back to Welcome page](#)



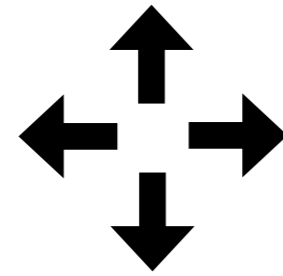
1 X 2 X 3 X **4 X**

## 4 X View




1. CPU power
2. CPU socket
3. CPU fan connector
4. 2 DDR4 UDIMM sockets
5. M.2 WLAN socket
6. 6-Pin SATA power
7. Power LED
8. Power button
9. HDD LED
10. Headset jack
11. M.2 SSD socket
12. USB-A 3.1 Gen 1 port
13. 4-Pin main power
14. SATA connectors
15. SD card reader
16. Password jumper
17. Speaker connector
18. Power supply control
19. CMOS reset button
20. RTC battery
21. PCI Express x1 slot
22. PCI Express x16 slot
23. PS2 Com B header
24. USB-A 3.1 Gen 1 ports (2)
25. USB-A 2.0 ports (4)
26. Ethernet port
27. System fan connector
28. VGA port
29. DisplayPort
30. Audio in/out jacks (2)

Back to Welcome page



1 X 2 X 3 X **4 X**

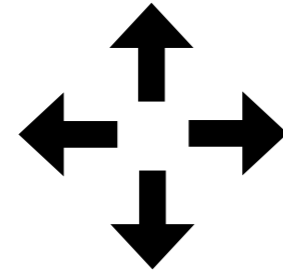
## 4 X View




1. CPU power
2. CPU socket
3. CPU fan connector
4. 2 DDR4 UDIMM sockets
5. M.2 WLAN socket
6. 6-Pin SATA power
7. Power LED
8. Power button
9. HDD LED
10. Headset jack
11. M.2 SSD socket
12. USB-A 3.1 Gen 1 port
13. 4-Pin main power
14. SATA connectors
15. SD card reader
16. Password jumper
17. Speaker connector
18. Power supply control
19. CMOS reset button
20. RTC battery
21. PCI Express x1 slot
22. PCI Express x16 slot
23. PS2 Com B header
24. USB-A 3.1 Gen 1 ports (2)
25. USB-A 2.0 ports (4)
26. Ethernet port
27. System fan connector
28. VGA port
29. DisplayPort
30. Audio in/out jacks (2)

[Back to Welcome page](#)

## 4 X View

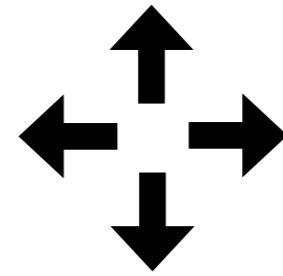



1 X 2 X 3 X **4 X**




1. CPU power
2. CPU socket
3. CPU fan connector
4. 2 DDR4 UDIMM sockets
5. M.2 WLAN socket
6. 6-Pin SATA power
7. Power LED
8. Power button
9. HDD LED
10. Headset jack
11. M.2 SSD socket
12. USB-A 3.1 Gen 1 port
13. 4-Pin main power
14. SATA connectors
15. SD card reader
16. Password jumper
17. Speaker connector
18. Power supply control
19. CMOS reset button
20. RTC battery
21. PCI Express x1 slot
22. PCI Express x16 slot
23. PS2 Com B header
24. USB-A 3.1 Gen 1 ports (2)
25. USB-A 2.0 ports (4)
26. Ethernet port
27. System fan connector
28. VGA port
29. DisplayPort
30. Audio in/out jacks (2)

[Back to Welcome page](#)



1X 2X 3X **4X**

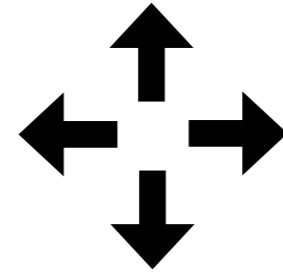
## 4 X View



1. CPU power
2. CPU socket
3. CPU fan connector
4. 2 DDR4 UDIMM sockets
5. M.2 WLAN socket
6. 6-Pin SATA power
7. Power LED
8. Power button
9. HDD LED
10. Headset jack
11. M.2 SSD socket
12. USB-A 3.1 Gen 1 port
13. 4-Pin main power
14. SATA connectors
15. SD card reader
16. Password jumper
17. Speaker connector
18. Power supply control
19. CMOS reset button
20. RTC battery
21. PCI Express x1 slot
22. PCI Express x16 slot
23. PS2 Com B header
24. USB-A 3.1 Gen 1 ports (2)
25. USB-A 2.0 ports (4)
26. Ethernet port
27. System fan connector
28. VGA port
29. DisplayPort
30. Audio in/out jacks (2)




Back to Welcome page



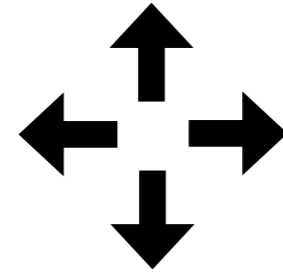
1 X 2 X 3 X **4 X**

## 4 X View




1. CPU power
2. CPU socket
3. CPU fan connector
4. 2 DDR4 UDIMM sockets
5. M.2 WLAN socket
6. 6-Pin SATA power
7. Power LED
8. Power button
9. HDD LED
10. Headset jack
11. M.2 SSD socket
12. USB-A 3.1 Gen 1 port
13. 4-Pin main power
14. SATA connectors
15. SD card reader
16. Password jumper
17. Speaker connector
18. Power supply control
19. CMOS reset button
20. RTC battery
21. PCI Express x1 slot
22. PCI Express x16 slot
23. PS2 Com B header
24. USB-A 3.1 Gen 1 ports (2)
25. USB-A 2.0 ports (4)
26. Ethernet port
27. System fan connector
28. VGA port
29. DisplayPort
30. Audio in/out jacks (2)

Back to Welcome page



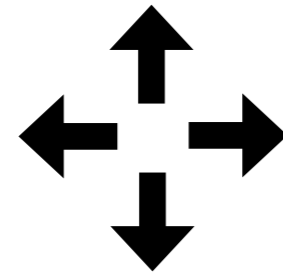
1 X 2 X 3 X **4 X**

## 4 X View




1. CPU power
2. CPU socket
3. CPU fan connector
4. 2 DDR4 UDIMM sockets
5. M.2 WLAN socket
6. 6-Pin SATA power
7. Power LED
8. Power button
9. HDD LED
10. Headset jack
11. M.2 SSD socket
12. USB-A 3.1 Gen 1 port
13. 4-Pin main power
14. SATA connectors
15. SD card reader
16. Password jumper
17. Speaker connector
18. Power supply control
19. CMOS reset button
20. RTC battery
21. PCI Express x1 slot
22. PCI Express x16 slot
23. PS2 Com B header
24. USB-A 3.1 Gen 1 ports (2)
25. USB-A 2.0 ports (4)
26. Ethernet port
27. System fan connector
28. VGA port
29. DisplayPort
30. Audio in/out jacks (2)

Back to Welcome page



1 X 2 X 3 X **4 X**

## 4 X View



1. CPU power
2. CPU socket
3. CPU fan connector
4. 2 DDR4 UDIMM sockets
5. M.2 WLAN socket
6. 6-Pin SATA power
7. Power LED
8. Power button
9. HDD LED
10. Headset jack
11. M.2 SSD socket
12. USB-A 3.1 Gen 1 port
13. 4-Pin main power
14. SATA connectors
15. SD card reader
16. Password jumper
17. Speaker connector
18. Power supply control
19. CMOS reset button
20. RTC battery
21. PCI Express x1 slot
22. PCI Express x16 slot
23. PS2 Com B header
24. USB-A 3.1 Gen 1 ports (2)
25. USB-A 2.0 ports (4)
26. Ethernet port
27. System fan connector
28. VGA port
29. DisplayPort
30. Audio in/out jacks (2)