

# Interactive System Board Viewer

## HP ProDesk 400 G6 SFF

Welcome to the interactive System Board for the  
HP ProDesk 400 G6 SFF

### Here's how to use it...

[Zoomable View](#) (Click the link to navigate to the viewer)

On the Zoomable View page, you will find the viewer's zoom navigation links above the viewer on the left-hand side. You can choose from four levels of magnification: 1x, 2x, 3x, and 4x.

**1x:** The default magnification is 1x and at this magnification you can view the location of a feature by selecting it from the numbered list on the left.

**2x, 3x, 4x:** When you choose a greater magnification level, you use the navigation arrows and numbered features list to focus on the feature that you wish to review.

**That's it!**




[Back to Welcome page](#)

# 1 X View

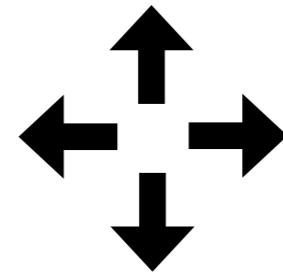



**1 X** 2 X 3 X 4 X






Back to Welcome page



1 X **2 X** 3 X 4 X



## 2 X View

1. CPU power
2. CPU socket
3. CPU fan connector
4. 2 DDR4 UDIMM sockets
5. Speaker connector
6. Power LED
7. Power button
8. HDD LED
9. Headset jack
10. USB-A 3.1 Gen 1 port
11. M.2 SSD socket
12. 4-Pin main power
13. 6-Pin SATA power
14. M.2 WLAN socket
15. SD card reader
16. SATA connectors
17. Password jumper
18. RTC battery
19. CMOS reset button
20. PCI Express x16 slot
21. PCI Express x1 slot
22. PS2 Com A header
23. USB-A 3.1 Gen 1 ports (2)
24. USB-A 2.0 ports (4)
25. Ethernet port
26. VGA port
27. DisplayPort
28. Audio in/out jacks





[Back to Welcome page](#)



1 X **2 X** 3 X 4 X

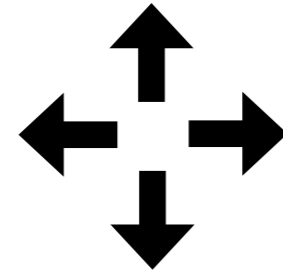
## 2 X View



1. CPU power
2. CPU socket
3. CPU fan connector
4. 2 DDR4 UDIMM sockets
5. Speaker connector
6. Power LED
7. Power button
8. HDD LED
9. Headset jack
10. USB-A 3.1 Gen 1 port
11. M.2 SSD socket
12. 4-Pin main power
13. 6-Pin SATA power
14. M.2 WLAN socket
15. SD card reader
16. SATA connectors
17. Password jumper
18. RTC battery
19. CMOS reset button
20. PCI Express x16 slot
21. PCI Express x1 slot
22. PS2 Com A header
23. USB-A 3.1 Gen 1 ports (2)
24. USB-A 2.0 ports (4)
25. Ethernet port
26. VGA port
27. DisplayPort
28. Audio in/out jacks




[Back to Welcome page](#)



1 X **2 X** 3 X 4 X

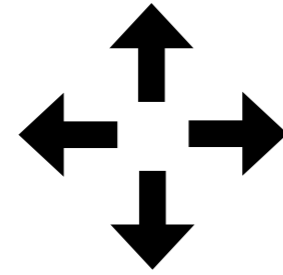

## 2 X View



1. CPU power
2. CPU socket
3. CPU fan connector
4. 2 DDR4 UDIMM sockets
5. Speaker connector
6. Power LED
7. Power button
8. HDD LED
9. Headset jack
10. USB-A 3.1 Gen 1 port
11. M.2 SSD socket
12. 4-Pin main power
13. 6-Pin SATA power
14. M.2 WLAN socket
15. SD card reader
16. SATA connectors
17. Password jumper
18. RTC battery
19. CMOS reset button
20. PCI Express x16 slot
21. PCI Express x1 slot
22. PS2 Com A header
23. USB-A 3.1 Gen 1 ports (2)
24. USB-A 2.0 ports (4)
25. Ethernet port
26. VGA port
27. DisplayPort
28. Audio in/out jacks




[Back to Welcome page](#)



1 X **2 X** 3 X 4 X

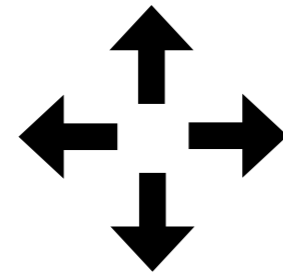

## 2 X View



1. CPU power
2. CPU socket
3. CPU fan connector
4. 2 DDR4 UDIMM sockets
5. Speaker connector
6. Power LED
7. Power button
8. HDD LED
9. Headset jack
10. USB-A 3.1 Gen 1 port
11. M.2 SSD socket
12. 4-Pin main power
13. 6-Pin SATA power
14. M.2 WLAN socket
15. SD card reader
16. SATA connectors
17. Password jumper
18. RTC battery
19. CMOS reset button
20. PCI Express x16 slot
21. PCI Express x1 slot
22. PS2 Com A header
23. USB-A 3.1 Gen 1 ports (2)
24. USB-A 2.0 ports (4)
25. Ethernet port
26. VGA port
27. DisplayPort
28. Audio in/out jacks




[Back to Welcome page](#)



1 X 2 X **3 X** 4 X

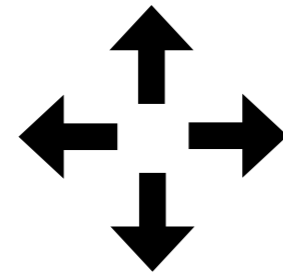

## 3 X View

1. CPU power
2. CPU socket
3. CPU fan connector
4. 2 DDR4 UDIMM sockets
5. Speaker connector
6. Power LED
7. Power button
8. HDD LED
9. Headset jack
10. USB-A 3.1 Gen 1 port
11. M.2 SSD socket
12. 4-Pin main power
13. 6-Pin SATA power
14. M.2 WLAN socket
15. SD card reader
16. SATA connectors
17. Password jumper
18. RTC battery
19. CMOS reset button
20. PCI Express x16 slot
21. PCI Express x1 slot
22. PS2 Com A header
23. USB-A 3.1 Gen 1 ports (2)
24. USB-A 2.0 ports (4)
25. Ethernet port
26. VGA port
27. DisplayPort
28. Audio in/out jacks






[Back to Welcome page](#)



1 X 2 X **3 X** 4 X

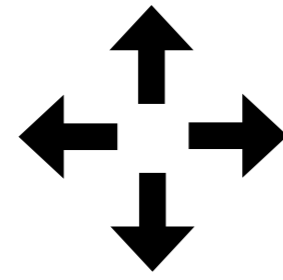

## 3 X View



1. CPU power
2. CPU socket
3. CPU fan connector
4. 2 DDR4 UDIMM sockets
5. Speaker connector
6. Power LED
7. Power button
8. HDD LED
9. Headset jack
10. USB-A 3.1 Gen 1 port
11. M.2 SSD socket
12. 4-Pin main power
13. 6-Pin SATA power
14. M.2 WLAN socket
15. SD card reader
16. SATA connectors
17. Password jumper
18. RTC battery
19. CMOS reset button
20. PCI Express x16 slot
21. PCI Express x1 slot
22. PS2 Com A header
23. USB-A 3.1 Gen 1 ports (2)
24. USB-A 2.0 ports (4)
25. Ethernet port
26. VGA port
27. DisplayPort
28. Audio in/out jacks




[Back to Welcome page](#)



1X 2X **3X** 4X

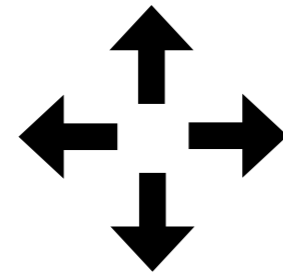

## 3 X View



1. CPU power
2. CPU socket
3. CPU fan connector
4. 2 DDR4 UDIMM sockets
5. Speaker connector
6. Power LED
7. Power button
8. HDD LED
9. Headset jack
10. USB-A 3.1 Gen 1 port
11. M.2 SSD socket
12. 4-Pin main power
13. 6-Pin SATA power
14. M.2 WLAN socket
15. SD card reader
16. SATA connectors
17. Password jumper
18. RTC battery
19. CMOS reset button
20. PCI Express x16 slot
21. PCI Express x1 slot
22. PS2 Com A header
23. USB-A 3.1 Gen 1 ports (2)
24. USB-A 2.0 ports (4)
25. Ethernet port
26. VGA port
27. DisplayPort
28. Audio in/out jacks




[Back to Welcome page](#)



1 X 2 X **3 X** 4 X

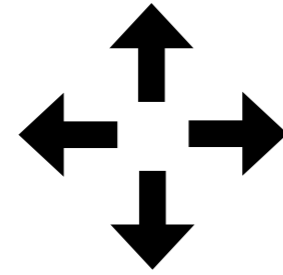

## 3 X View



- 1. CPU power
- 2. CPU socket
- 3. CPU fan connector
- 4. 2 DDR4 UDIMM sockets
- 5. Speaker connector
- 6. Power LED
- 7. Power button
- 8. HDD LED
- 9. Headset jack
- 10. USB-A 3.1 Gen 1 port
- 11. M.2 SSD socket
- 12. 4-Pin main power
- 13. 6-Pin SATA power
- 14. M.2 WLAN socket
- 15. SD card reader
- 16. SATA connectors
- 17. Password jumper
- 18. RTC battery
- 19. CMOS reset button
- 20. PCI Express x16 slot
- 21. PCI Express x1 slot
- 22. PS2 Com A header
- 23. USB-A 3.1 Gen 1 ports (2)
- 24. USB-A 2.0 ports (4)
- 25. Ethernet port
- 26. VGA port
- 27. DisplayPort
- 28. Audio in/out jacks




[Back to Welcome page](#)



1 X 2 X 3 X **4 X**

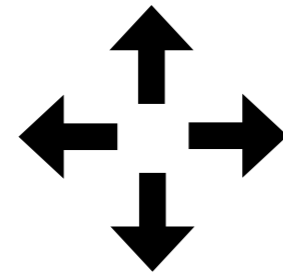
## 4 X View

1. CPU power
2. CPU socket
3. CPU fan connector
4. 2 DDR4 UDIMM sockets
5. Speaker connector
6. Power LED
7. Power button
8. HDD LED
9. Headset jack
10. USB-A 3.1 Gen 1 port
11. M.2 SSD socket
12. 4-Pin main power
13. 6-Pin SATA power
14. M.2 WLAN socket
15. SD card reader
16. SATA connectors
17. Password jumper
18. RTC battery
19. CMOS reset button
20. PCI Express x16 slot
21. PCI Express x1 slot
22. PS2 Com A header
23. USB-A 3.1 Gen 1 ports (2)
24. USB-A 2.0 ports (4)
25. Ethernet port
26. VGA port
27. DisplayPort
28. Audio in/out jacks






[Back to Welcome page](#)



1 X 2 X 3 X **4 X**

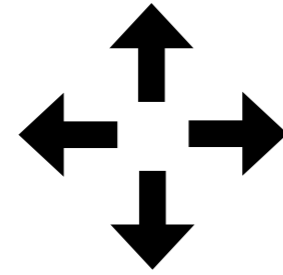

## 4 X View




1. CPU power
2. CPU socket
3. CPU fan connector
4. 2 DDR4 UDIMM sockets
5. Speaker connector
6. Power LED
7. Power button
8. HDD LED
9. Headset jack
10. USB-A 3.1 Gen 1 port
11. M.2 SSD socket
12. 4-Pin main power
13. 6-Pin SATA power
14. M.2 WLAN socket
15. SD card reader
16. SATA connectors
17. Password jumper
18. RTC battery
19. CMOS reset button
20. PCI Express x16 slot
21. PCI Express x1 slot
22. PS2 Com A header
23. USB-A 3.1 Gen 1 ports (2)
24. USB-A 2.0 ports (4)
25. Ethernet port
26. VGA port
27. DisplayPort
28. Audio in/out jacks



[Back to Welcome page](#)



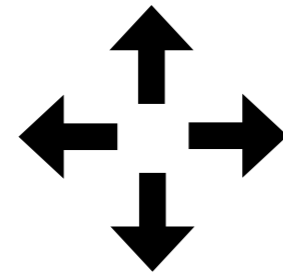

1 X 2 X 3 X **4 X**



1. CPU power
2. CPU socket
3. CPU fan connector
4. 2 DDR4 UDIMM sockets
5. Speaker connector
6. Power LED
7. Power button
8. HDD LED
9. Headset jack
10. USB-A 3.1 Gen 1 port
11. M.2 SSD socket
12. 4-Pin main power
13. 6-Pin SATA power
14. M.2 WLAN socket
15. SD card reader
16. SATA connectors
17. Password jumper
18. RTC battery
19. CMOS reset button
20. PCI Express x16 slot
21. PCI Express x1 slot
22. PS2 Com A header
23. USB-A 3.1 Gen 1 ports (2)
24. USB-A 2.0 ports (4)
25. Ethernet port
26. VGA port
27. DisplayPort
28. Audio in/out jacks




[Back to Welcome page](#)



1 X 2 X 3 X **4 X**

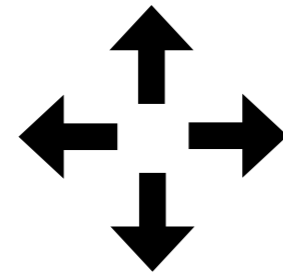
## 4 X View



1. CPU power
2. CPU socket
3. CPU fan connector
4. 2 DDR4 UDIMM sockets
5. Speaker connector
6. Power LED
7. Power button
8. HDD LED
9. Headset jack
10. USB-A 3.1 Gen 1 port
11. M.2 SSD socket
12. 4-Pin main power
13. 6-Pin SATA power
14. M.2 WLAN socket
15. SD card reader
16. SATA connectors
17. Password jumper
18. RTC battery
19. CMOS reset button
20. PCI Express x16 slot
21. PCI Express x1 slot
22. PS2 Com A header
23. USB-A 3.1 Gen 1 ports (2)
24. USB-A 2.0 ports (4)
25. Ethernet port
26. VGA port
27. DisplayPort
28. Audio in/out jacks




Back to Welcome page



1 X 2 X 3 X **4 X**

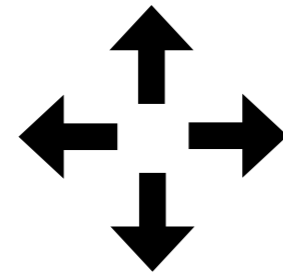
## 4 X View



1. CPU power
2. CPU socket
3. CPU fan connector
4. 2 DDR4 UDIMM sockets
5. Speaker connector
6. Power LED
7. Power button
8. HDD LED
9. Headset jack
10. USB-A 3.1 Gen 1 port
11. M.2 SSD socket
12. 4-Pin main power
13. 6-Pin SATA power
14. M.2 WLAN socket
15. SD card reader
16. SATA connectors
17. Password jumper
18. RTC battery
19. CMOS reset button
20. PCI Express x16 slot
21. PCI Express x1 slot
22. PS2 Com A header
23. USB-A 3.1 Gen 1 ports (2)
24. USB-A 2.0 ports (4)
25. Ethernet port
26. VGA port
27. DisplayPort
28. Audio in/out jacks




Back to Welcome page



1X 2X 3X **4X**

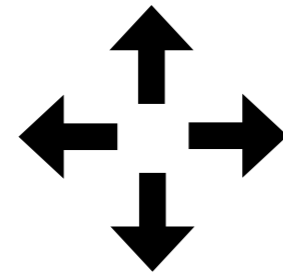

## 4 X View



1. CPU power
2. CPU socket
3. CPU fan connector
4. 2 DDR4 UDIMM sockets
5. Speaker connector
6. Power LED
7. Power button
8. HDD LED
9. Headset jack
10. USB-A 3.1 Gen 1 port
11. M.2 SSD socket
12. 4-Pin main power
13. 6-Pin SATA power
14. M.2 WLAN socket
15. SD card reader
16. SATA connectors
17. Password jumper
18. RTC battery
19. CMOS reset button
20. PCI Express x16 slot
21. PCI Express x1 slot
22. PS2 Com A header
23. USB-A 3.1 Gen 1 ports (2)
24. USB-A 2.0 ports (4)
25. Ethernet port
26. VGA port
27. DisplayPort
28. Audio in/out jacks




[Back to Welcome page](#)



1 X 2 X 3 X **4 X**

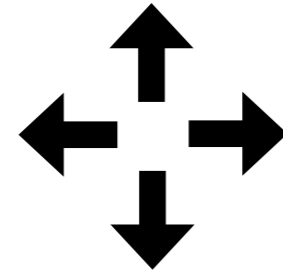

## 4 X View



1. CPU power
2. CPU socket
3. CPU fan connector
4. 2 DDR4 UDIMM sockets
5. Speaker connector
6. Power LED
7. Power button
8. HDD LED
9. Headset jack
10. USB-A 3.1 Gen 1 port
11. M.2 SSD socket
12. 4-Pin main power
13. 6-Pin SATA power
14. M.2 WLAN socket
15. SD card reader
16. SATA connectors
17. Password jumper
18. RTC battery
19. CMOS reset button
20. PCI Express x16 slot
21. PCI Express x1 slot
22. PS2 Com A header
23. USB-A 3.1 Gen 1 ports (2)
24. USB-A 2.0 ports (4)
25. Ethernet port
26. VGA port
27. DisplayPort
28. Audio in/out jacks




Back to Welcome page



1 X 2 X 3 X **4 X**

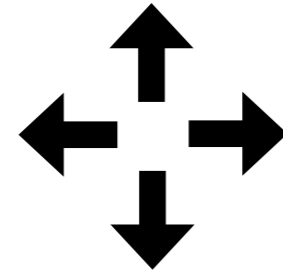
## 4 X View



1. CPU power
2. CPU socket
3. CPU fan connector
4. 2 DDR4 UDIMM sockets
5. Speaker connector
6. Power LED
7. Power button
8. HDD LED
9. Headset jack
10. USB-A 3.1 Gen 1 port
11. M.2 SSD socket
12. 4-Pin main power
13. 6-Pin SATA power
14. M.2 WLAN socket
15. SD card reader
16. SATA connectors
17. Password jumper
18. RTC battery
19. CMOS reset button
20. PCI Express x16 slot
21. PCI Express x1 slot
22. PS2 Com A header
23. USB-A 3.1 Gen 1 ports (2)
24. USB-A 2.0 ports (4)
25. Ethernet port
26. VGA port
27. DisplayPort
28. Audio in/out jacks




[Back to Welcome page](#)



1X 2X 3X **4X**

## 4 X View



1. CPU power
2. CPU socket
3. CPU fan connector
4. 2 DDR4 UDIMM sockets
5. Speaker connector
6. Power LED
7. Power button
8. HDD LED
9. Headset jack
10. USB-A 3.1 Gen 1 port
11. M.2 SSD socket
12. 4-Pin main power
13. 6-Pin SATA power
14. M.2 WLAN socket
15. SD card reader
16. SATA connectors
17. Password jumper
18. RTC battery
19. CMOS reset button
20. PCI Express x16 slot
21. PCI Express x1 slot
22. PS2 Com A header
23. USB-A 3.1 Gen 1 ports (2)
24. USB-A 2.0 ports (4)
25. Ethernet port
26. VGA port
27. DisplayPort
28. Audio in/out jacks