

Interactive System Board Viewer

HP ProDesk 480 MT G5 Desktop PC

Welcome to the interactive System Board for the
HP ProDesk 480 MT G5 Desktop PC

Here's how to use it...

[Zoomable View](#) (Click the link to navigate to the viewer)

On the Zoomable View page, you will find the viewer's zoom navigation links above the viewer on the left-hand side. You can choose from four levels of magnification: 1x, 2x, 3x, and 4x.

1x: The default magnification is 1x and at this magnification you can view the location of a feature by selecting it from the numbered list on the left.

2x, 3x, 4x: When you choose a greater magnification level, you use the navigation arrows and numbered features list to focus on the feature that you wish to review.

That's it!

[Back to Welcome page](#)

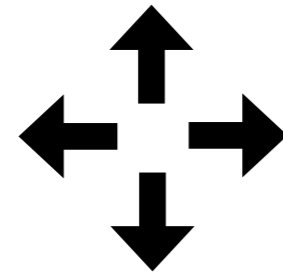



1 X View

1 X 2 X 3 X 4 X




Back to Welcome page



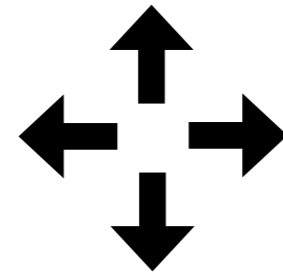

1 X 2 X 3 X 4 X

2 X View




1. CPU power
2. CPU socket
3. CPU fan connector
4. 2 DDR4 UDIMM sockets
5. M.2 WLAN socket
6. 6 Pin SATA power
7. Power LED
8. Power button
9. HDD LED
10. Headset jack
11. M.2 SSD Socket
12. USB-A 3.1 Gen 1 port
13. 4-Pin main power
14. SATA connectors
15. Speaker connector
16. Password jumper
17. SD reader
18. Power supply control
19. CMOS reset button
20. RTC battery
21. PCI slot
22. PCI Express x1 slot
23. PCI Express x16 slot
24. PS2 Com B header
25. USB-A 2.0 ports (4)
26. Ethernet port
27. System fan connector
28. VGA port
29. Display port
30. Audio in/out jacks (2)

Back to Welcome page



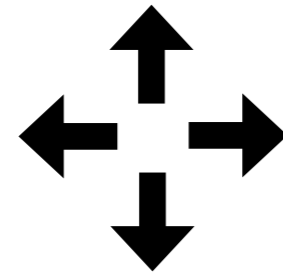
1 X 2 X 3 X 4 X

2 X View




1. CPU power
2. CPU socket
3. CPU fan connector
4. 2 DDR4 UDIMM sockets
5. M.2 WLAN socket
6. 6 Pin SATA power
7. Power LED
8. Power button
9. HDD LED
10. Headset jack
11. M.2 SSD Socket
12. USB-A 3.1 Gen 1 port
13. 4-Pin main power
14. SATA connectors
15. Speaker connector
16. Password jumper
17. SD reader
18. Power supply control
19. CMOS reset button
20. RTC battery
21. PCI slot
22. PCI Express x1 slot
23. PCI Express x16 slot
24. PS2 Com B header
25. USB-A 2.0 ports (4)
26. Ethernet port
27. System fan connector
28. VGA port
29. Display port
30. Audio in/out jacks (2)

Back to Welcome page




1 X **2 X** 3 X 4 X

2 X View



1. CPU power
2. CPU socket
3. CPU fan connector
4. 2 DDR4 UDIMM sockets
5. M.2 WLAN socket
6. 6 Pin SATA power
7. Power LED
8. Power button
9. HDD LED
10. Headset jack
11. M.2 SSD Socket
12. USB-A 3.1 Gen 1 port
13. 4-Pin main power
14. SATA connectors
15. Speaker connector
16. Password jumper
17. SD reader
18. Power supply control
19. CMOS reset button
20. RTC battery
21. PCI slot
22. PCI Express x1 slot
23. PCI Express x16 slot
24. PS2 Com B header
25. USB-A 2.0 ports (4)
26. Ethernet port
27. System fan connector
28. VGA port
29. Display port
30. Audio in/out jacks (2)


Back to Welcome page



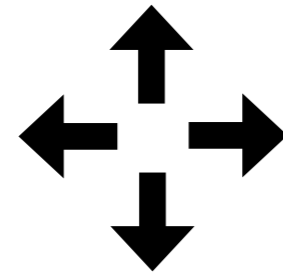
1 X **2 X** 3 X 4 X

2 X View

1. CPU power
2. CPU socket
3. CPU fan connector
4. 2 DDR4 UDIMM sockets
5. M.2 WLAN socket
6. 6 Pin SATA power
7. Power LED
8. Power button
9. HDD LED
10. Headset jack
11. M.2 SSD Socket
12. USB-A 3.1 Gen 1 port
13. 4-Pin main power
14. SATA connectors
15. Speaker connector
16. Password jumper
17. SD reader
18. Power supply control
19. CMOS reset button
20. RTC battery
21. PCI slot
22. PCI Express x1 slot
23. PCI Express x16 slot
24. PS2 Com B header
25. USB-A 2.0 ports (4)
26. Ethernet port
27. System fan connector
28. VGA port
29. Display port
30. Audio in/out jacks (2)




Back to Welcome page



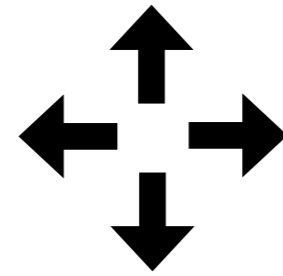

1 X 2 X **3 X** 4 X

3 X View



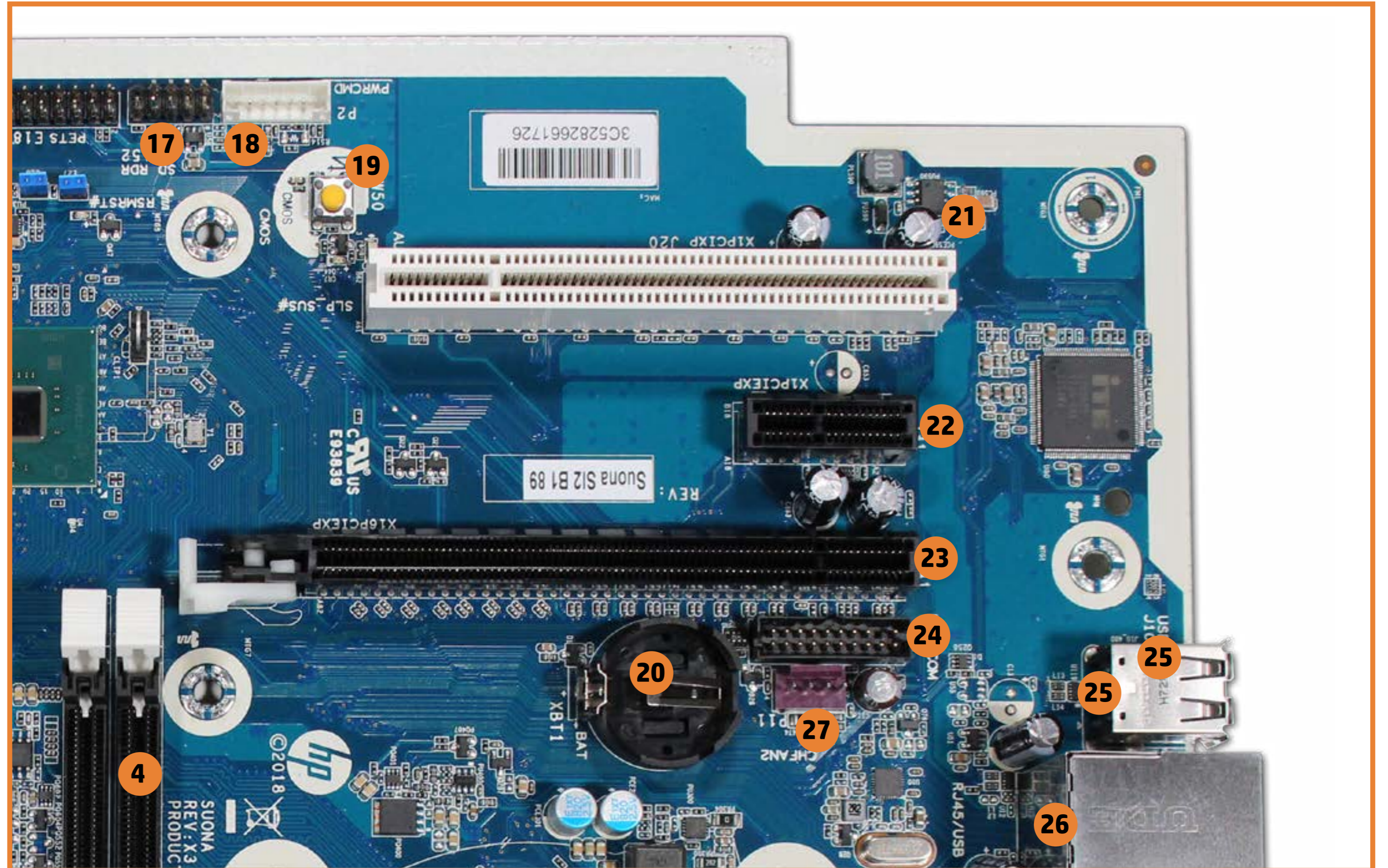
1. CPU power
2. CPU socket
3. CPU fan connector
4. 2 DDR4 UDIMM sockets
5. M.2 WLAN socket
6. 6 Pin SATA power
7. Power LED
8. Power button
9. HDD LED
10. Headset jack
11. M.2 SSD Socket
12. USB-A 3.1 Gen 1 port
13. 4-Pin main power
14. SATA connectors
15. Speaker connector
16. Password jumper
17. SD reader
18. Power supply control
19. CMOS reset button
20. RTC battery
21. PCI slot
22. PCI Express x1 slot
23. PCI Express x16 slot
24. PS2 Com B header
25. USB-A 2.0 ports (4)
26. Ethernet port
27. System fan connector
28. VGA port
29. Display port
30. Audio in/out jacks (2)

Back to Welcome page



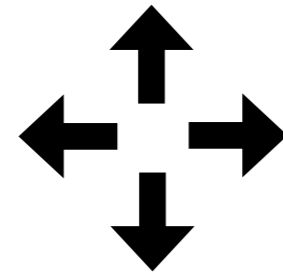
1 X 2 X **3 X** 4 X

3 X View




1. CPU power
2. CPU socket
3. CPU fan connector
4. 2 DDR4 UDIMM sockets
5. M.2 WLAN socket
6. 6 Pin SATA power
7. Power LED
8. Power button
9. HDD LED
10. Headset jack
11. M.2 SSD Socket
12. USB-A 3.1 Gen 1 port
13. 4-Pin main power
14. SATA connectors
15. Speaker connector
16. Password jumper
17. SD reader
18. Power supply control
19. CMOS reset button
20. RTC battery
21. PCI slot
22. PCI Express x1 slot
23. PCI Express x16 slot
24. PS2 Com B header
25. USB-A 2.0 ports (4)
26. Ethernet port
27. System fan connector
28. VGA port
29. Display port
30. Audio in/out jacks (2)

Back to Welcome page



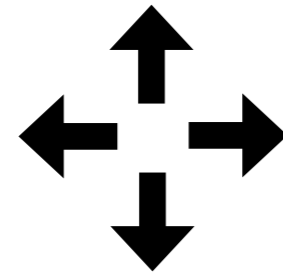
1 X 2 X **3 X** 4 X

3 X View




1. CPU power
2. CPU socket
3. CPU fan connector
4. 2 DDR4 UDIMM sockets
5. M.2 WLAN socket
6. 6 Pin SATA power
7. Power LED
8. Power button
9. HDD LED
10. Headset jack
11. M.2 SSD Socket
12. USB-A 3.1 Gen 1 port
13. 4-Pin main power
14. SATA connectors
15. Speaker connector
16. Password jumper
17. SD reader
18. Power supply control
19. CMOS reset button
20. RTC battery
21. PCI slot
22. PCI Express x1 slot
23. PCI Express x16 slot
24. PS2 Com B header
25. USB-A 2.0 ports (4)
26. Ethernet port
27. System fan connector
28. VGA port
29. Display port
30. Audio in/out jacks (2)

Back to Welcome page



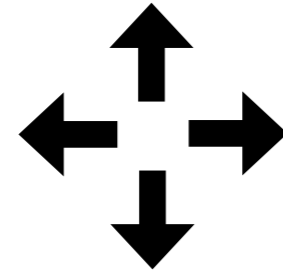

1X 2X **3X** 4X

3 X View




1. CPU power
2. CPU socket
3. CPU fan connector
4. 2 DDR4 UDIMM sockets
5. M.2 WLAN socket
6. 6 Pin SATA power
7. Power LED
8. Power button
9. HDD LED
10. Headset jack
11. M.2 SSD Socket
12. USB-A 3.1 Gen 1 port
13. 4-Pin main power
14. SATA connectors
15. Speaker connector
16. Password jumper
17. SD reader
18. Power supply control
19. CMOS reset button
20. RTC battery
21. PCI slot
22. PCI Express x1 slot
23. PCI Express x16 slot
24. PS2 Com B header
25. USB-A 2.0 ports (4)
26. Ethernet port
27. System fan connector
28. VGA port
29. Display port
30. Audio in/out jacks (2)

Back to Welcome page



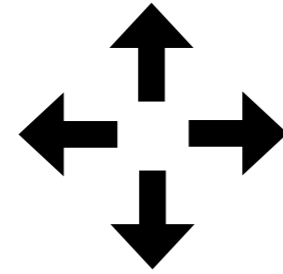

1 X 2 X 3 X **4 X**

4 X View




1. CPU power
2. CPU socket
3. CPU fan connector
4. 2 DDR4 UDIMM sockets
5. M.2 WLAN socket
6. 6 Pin SATA power
7. Power LED
8. Power button
9. HDD LED
10. Headset jack
11. M.2 SSD Socket
12. USB-A 3.1 Gen 1 port
13. 4-Pin main power
14. SATA connectors
15. Speaker connector
16. Password jumper
17. SD reader
18. Power supply control
19. CMOS reset button
20. RTC battery
21. PCI slot
22. PCI Express x1 slot
23. PCI Express x16 slot
24. PS2 Com B header
25. USB-A 2.0 ports (4)
26. Ethernet port
27. System fan connector
28. VGA port
29. Display port
30. Audio in/out jacks (2)

Back to Welcome page



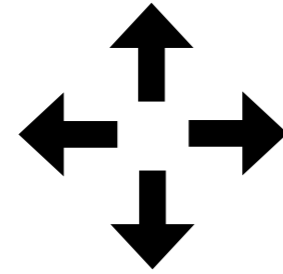

1 X 2 X 3 X **4 X**

4 X View




1. CPU power
2. CPU socket
3. CPU fan connector
4. 2 DDR4 UDIMM sockets
5. M.2 WLAN socket
6. 6 Pin SATA power
7. Power LED
8. Power button
9. HDD LED
10. Headset jack
11. M.2 SSD Socket
12. USB-A 3.1 Gen 1 port
13. 4-Pin main power
14. SATA connectors
15. Speaker connector
16. Password jumper
17. SD reader
18. Power supply control
19. CMOS reset button
20. RTC battery
21. PCI slot
22. PCI Express x1 slot
23. PCI Express x16 slot
24. PS2 Com B header
25. USB-A 2.0 ports (4)
26. Ethernet port
27. System fan connector
28. VGA port
29. Display port
30. Audio in/out jacks (2)

Back to Welcome page



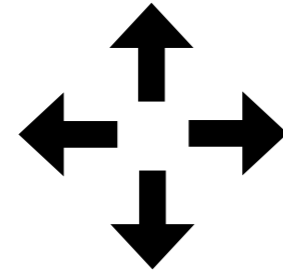
1 X 2 X 3 X **4 X**

4 X View




1. CPU power
2. CPU socket
3. CPU fan connector
4. 2 DDR4 UDIMM sockets
5. M.2 WLAN socket
6. 6 Pin SATA power
7. Power LED
8. Power button
9. HDD LED
10. Headset jack
11. M.2 SSD Socket
12. USB-A 3.1 Gen 1 port
13. 4-Pin main power
14. SATA connectors
15. Speaker connector
16. Password jumper
17. SD reader
18. Power supply control
19. CMOS reset button
20. RTC battery
21. PCI slot
22. PCI Express x1 slot
23. PCI Express x16 slot
24. PS2 Com B header
25. USB-A 2.0 ports (4)
26. Ethernet port
27. System fan connector
28. VGA port
29. Display port
30. Audio in/out jacks (2)

Back to Welcome page



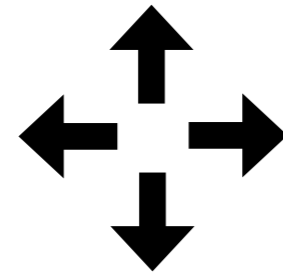
1X 2X 3X **4X**

4 X View




1. CPU power
2. CPU socket
3. CPU fan connector
4. 2 DDR4 UDIMM sockets
5. M.2 WLAN socket
6. 6 Pin SATA power
7. Power LED
8. Power button
9. HDD LED
10. Headset jack
11. M.2 SSD Socket
12. USB-A 3.1 Gen 1 port
13. 4-Pin main power
14. SATA connectors
15. Speaker connector
16. Password jumper
17. SD reader
18. Power supply control
19. CMOS reset button
20. RTC battery
21. PCI slot
22. PCI Express x1 slot
23. PCI Express x16 slot
24. PS2 Com B header
25. USB-A 2.0 ports (4)
26. Ethernet port
27. System fan connector
28. VGA port
29. Display port
30. Audio in/out jacks (2)

Back to Welcome page



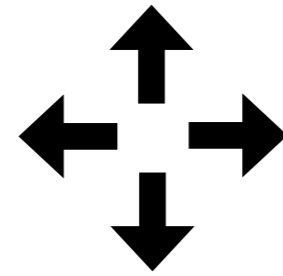

1X 2X 3X **4X**

4 X View




1. CPU power
2. CPU socket
3. CPU fan connector
4. 2 DDR4 UDIMM sockets
5. M.2 WLAN socket
6. 6 Pin SATA power
7. Power LED
8. Power button
9. HDD LED
10. Headset jack
11. M.2 SSD Socket
12. USB-A 3.1 Gen 1 port
13. 4-Pin main power
14. SATA connectors
15. Speaker connector
16. Password jumper
17. SD reader
18. Power supply control
19. CMOS reset button
20. RTC battery
21. PCI slot
22. PCI Express x1 slot
23. PCI Express x16 slot
24. PS2 Com B header
25. USB-A 2.0 ports (4)
26. Ethernet port
27. System fan connector
28. VGA port
29. Display port
30. Audio in/out jacks (2)

Back to Welcome page



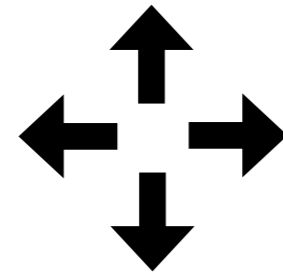
1 X 2 X 3 X **4 X**

4 X View




1. CPU power
2. CPU socket
3. CPU fan connector
4. 2 DDR4 UDIMM sockets
5. M.2 WLAN socket
6. 6 Pin SATA power
7. Power LED
8. Power button
9. HDD LED
10. Headset jack
11. M.2 SSD Socket
12. USB-A 3.1 Gen 1 port
13. 4-Pin main power
14. SATA connectors
15. Speaker connector
16. Password jumper
17. SD reader
18. Power supply control
19. CMOS reset button
20. RTC battery
21. PCI slot
22. PCI Express x1 slot
23. PCI Express x16 slot
24. PS2 Com B header
25. USB-A 2.0 ports (4)
26. Ethernet port
27. System fan connector
28. VGA port
29. Display port
30. Audio in/out jacks (2)

Back to Welcome page



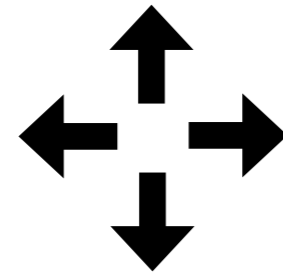
1X 2X 3X **4X**

4 X View




1. CPU power
2. CPU socket
3. CPU fan connector
4. 2 DDR4 UDIMM sockets
5. M.2 WLAN socket
6. 6 Pin SATA power
7. Power LED
8. Power button
9. HDD LED
10. Headset jack
11. M.2 SSD Socket
12. USB-A 3.1 Gen 1 port
13. 4-Pin main power
14. SATA connectors
15. Speaker connector
16. Password jumper
17. SD reader
18. Power supply control
19. CMOS reset button
20. RTC battery
21. PCI slot
22. PCI Express x1 slot
23. PCI Express x16 slot
24. PS2 Com B header
25. USB-A 2.0 ports (4)
26. Ethernet port
27. System fan connector
28. VGA port
29. Display port
30. Audio in/out jacks (2)

Back to Welcome page



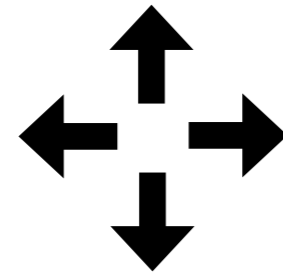

1X 2X 3X **4X**

4 X View




1. CPU power
2. CPU socket
3. CPU fan connector
4. 2 DDR4 UDIMM sockets
5. M.2 WLAN socket
6. 6 Pin SATA power
7. Power LED
8. Power button
9. HDD LED
10. Headset jack
11. M.2 SSD Socket
12. USB-A 3.1 Gen 1 port
13. 4-Pin main power
14. SATA connectors
15. Speaker connector
16. Password jumper
17. SD reader
18. Power supply control
19. CMOS reset button
20. RTC battery
21. PCI slot
22. PCI Express x1 slot
23. PCI Express x16 slot
24. PS2 Com B header
25. USB-A 2.0 ports (4)
26. Ethernet port
27. System fan connector
28. VGA port
29. Display port
30. Audio in/out jacks (2)

Back to Welcome page



1 X 2 X 3 X **4 X**

4 X View



1. CPU power
2. CPU socket
3. CPU fan connector
4. 2 DDR4 UDIMM sockets
5. M.2 WLAN socket
6. 6 Pin SATA power
7. Power LED
8. Power button
9. HDD LED
10. Headset jack
11. M.2 SSD Socket
12. USB-A 3.1 Gen 1 port
13. 4-Pin main power
14. SATA connectors
15. Speaker connector
16. Password jumper
17. SD reader
18. Power supply control
19. CMOS reset button
20. RTC battery
21. PCI slot
22. PCI Express x1 slot
23. PCI Express x16 slot
24. PS2 Com B header
25. USB-A 2.0 ports (4)
26. Ethernet port
27. System fan connector
28. VGA port
29. Display port
30. Audio in/out jacks (2)