

Interactive System Board Viewer

OMEN by HP Obelisk 875-1000 Desktop PC

Welcome to the interactive System Board for the
OMEN by HP Obelisk 875-1000 Desktop PC

Here's how to use it...

[Zoomable View](#) (Click the link to navigate to the viewer)

On the Zoomable View page, you will find the viewer's zoom navigation links above the viewer on the left-hand side. You can choose from four levels of magnification: 1x, 2x, 3x, and 4x.

1x: The default magnification is 1x and at this magnification you can view the location of a feature by selecting it from the numbered list on the left.

2x, 3x, 4x: When you choose a greater magnification level, you use the navigation arrows and numbered features list to focus on the feature that you wish to review.

That's it!

[Back to Welcome page](#)

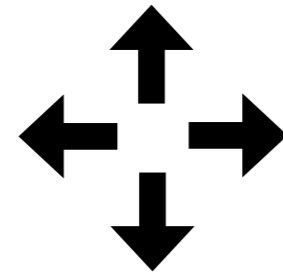


1 X View

1 X 2 X 3 X 4 X




Back to Welcome page




1 X **2 X** 3 X 4 X

2 X View

1. Rear system fan connector
2. 8-pin power connector
3. VRM heat sinks
4. System fan connector
5. Liquid cooling pump connector
6. Four DDR4 UDIMM slots
7. Hard drive fan connector
8. Power LED connector
9. Power button connector
10. Lighting control module connector
11. M.2 SSD slot
12. Front I/O USB connector
13. Primary HDD SATA connector
14. Secondary HDD SATA connector
15. CMOS jumper
16. Password jumper
17. M.2 WLAN slot
18. 24-pin power connector
19. CPU socket
20. Second M.2 SSD slot
21. PCI Express x16 slot
22. RTC battery
23. Audio connector
24. Rear audio ports
25. RJ-45 (Ethernet) port
26. Four USB-A 3.1 Gen 1 ports
27. USB-C 3.1 Gen 2 port
28. USB-A 3.1 Gen 2 port
29. S/PDIF port




Back to Welcome page



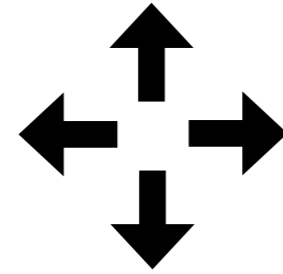

1 X **2 X** 3 X 4 X

2 X View



1. Rear system fan connector
2. 8-pin power connector
3. VRM heat sinks
4. System fan connector
5. Liquid cooling pump connector
6. Four DDR4 UDIMM slots
7. Hard drive fan connector
8. Power LED connector
9. Power button connector
10. Lighting control module connector
11. M.2 SSD slot
12. Front I/O USB connector
13. Primary HDD SATA connector
14. Secondary HDD SATA connector
15. CMOS jumper
16. Password jumper
17. M.2 WLAN slot
18. 24-pin power connector
19. CPU socket
20. Second M.2 SSD slot
21. PCI Express x16 slot
22. RTC battery
23. Audio connector
24. Rear audio ports
25. RJ-45 (Ethernet) port
26. Four USB-A 3.1 Gen 1 ports
27. USB-C 3.1 Gen 2 port
28. USB-A 3.1 Gen 2 port
29. S/PDIF port

Back to Welcome page



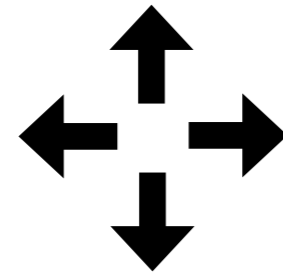
1 X **2 X** 3 X 4 X

2 X View



1. Rear system fan connector
2. 8-pin power connector
3. VRM heat sinks
4. System fan connector
5. Liquid cooling pump connector
6. Four DDR4 UDIMM slots
7. Hard drive fan connector
8. Power LED connector
9. Power button connector
10. Lighting control module connector
11. M.2 SSD slot
12. Front I/O USB connector
13. Primary HDD SATA connector
14. Secondary HDD SATA connector
15. CMOS jumper
16. Password jumper
17. M.2 WLAN slot
18. 24-pin power connector
19. CPU socket
20. Second M.2 SSD slot
21. PCI Express x16 slot
22. RTC battery
23. Audio connector
24. Rear audio ports
25. RJ-45 (Ethernet) port
26. Four USB-A 3.1 Gen 1 ports
27. USB-C 3.1 Gen 2 port
28. USB-A 3.1 Gen 2 port
29. S/PDIF port


Back to Welcome page



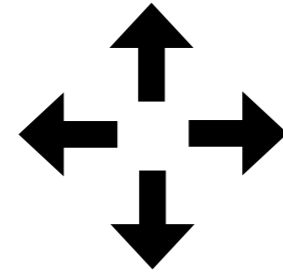
1 X **2 X** 3 X 4 X

2 X View

1. Rear system fan connector
2. 8-pin power connector
3. VRM heat sinks
4. System fan connector
5. Liquid cooling pump connector
6. Four DDR4 UDIMM slots
7. Hard drive fan connector
8. Power LED connector
9. Power button connector
10. Lighting control module connector
11. M.2 SSD slot
12. Front I/O USB connector
13. Primary HDD SATA connector
14. Secondary HDD SATA connector
15. CMOS jumper
16. Password jumper
17. M.2 WLAN slot
18. 24-pin power connector
19. CPU socket
20. Second M.2 SSD slot
21. PCI Express x16 slot
22. RTC battery
23. Audio connector
24. Rear audio ports
25. RJ-45 (Ethernet) port
26. Four USB-A 3.1 Gen 1 ports
27. USB-C 3.1 Gen 2 port
28. USB-A 3.1 Gen 2 port
29. S/PDIF port




[Back to Welcome page](#)



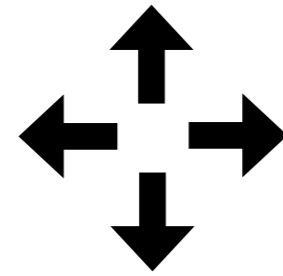
1 X 2 X **3 X** 4 X

3 X View

1. Rear system fan connector
2. 8-pin power connector
3. VRM heat sinks
4. System fan connector
5. Liquid cooling pump connector
6. Four DDR4 UDIMM slots
7. Hard drive fan connector
8. Power LED connector
9. Power button connector
10. Lighting control module connector
11. M.2 SSD slot
12. Front I/O USB connector
13. Primary HDD SATA connector
14. Secondary HDD SATA connector
15. CMOS jumper
16. Password jumper
17. M.2 WLAN slot
18. 24-pin power connector
19. CPU socket
20. Second M.2 SSD slot
21. PCI Express x16 slot
22. RTC battery
23. Audio connector
24. Rear audio ports
25. RJ-45 (Ethernet) port
26. Four USB-A 3.1 Gen 1 ports
27. USB-C 3.1 Gen 2 port
28. USB-A 3.1 Gen 2 port
29. S/PDIF port




Back to Welcome page



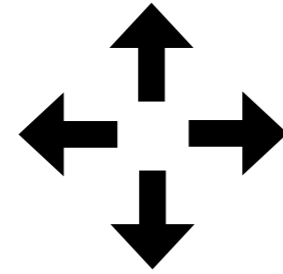
1 X 2 X **3 X** 4 X

3 X View




1. Rear system fan connector
2. 8-pin power connector
3. VRM heat sinks
4. System fan connector
5. Liquid cooling pump connector
6. Four DDR4 UDIMM slots
7. Hard drive fan connector
8. Power LED connector
9. Power button connector
10. Lighting control module connector
11. M.2 SSD slot
12. Front I/O USB connector
13. Primary HDD SATA connector
14. Secondary HDD SATA connector
15. CMOS jumper
16. Password jumper
17. M.2 WLAN slot
18. 24-pin power connector
19. CPU socket
20. Second M.2 SSD slot
21. PCI Express x16 slot
22. RTC battery
23. Audio connector
24. Rear audio ports
25. RJ-45 (Ethernet) port
26. Four USB-A 3.1 Gen 1 ports
27. USB-C 3.1 Gen 2 port
28. USB-A 3.1 Gen 2 port
29. S/PDIF port

Back to Welcome page




1 X 2 X **3 X** 4 X

3 X View



1. Rear system fan connector
2. 8-pin power connector
3. VRM heat sinks
4. System fan connector
5. Liquid cooling pump connector
6. Four DDR4 UDIMM slots
7. Hard drive fan connector
8. Power LED connector
9. Power button connector
10. Lighting control module connector
11. M.2 SSD slot
12. Front I/O USB connector
13. Primary HDD SATA connector
14. Secondary HDD SATA connector
15. CMOS jumper
16. Password jumper
17. M.2 WLAN slot
18. 24-pin power connector
19. CPU socket
20. Second M.2 SSD slot
21. PCI Express x16 slot
22. RTC battery
23. Audio connector
24. Rear audio ports
25. RJ-45 (Ethernet) port
26. Four USB-A 3.1 Gen 1 ports
27. USB-C 3.1 Gen 2 port
28. USB-A 3.1 Gen 2 port
29. S/PDIF port


[Back to Welcome page](#)



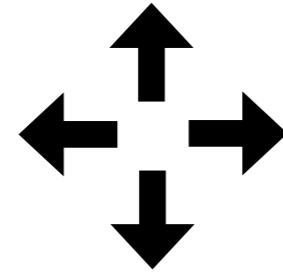
1 X 2 X 3 X **4 X**

4 X View

1. Rear system fan connector
2. 8-pin power connector
3. VRM heat sinks
4. System fan connector
5. Liquid cooling pump connector
6. Four DDR4 UDIMM slots
7. Hard drive fan connector
8. Power LED connector
9. Power button connector
10. Lighting control module connector
11. M.2 SSD slot
12. Front I/O USB connector
13. Primary HDD SATA connector
14. Secondary HDD SATA connector
15. CMOS jumper
16. Password jumper
17. M.2 WLAN slot
18. 24-pin power connector
19. CPU socket
20. Second M.2 SSD slot
21. PCI Express x16 slot
22. RTC battery
23. Audio connector
24. Rear audio ports
25. RJ-45 (Ethernet) port
26. Four USB-A 3.1 Gen 1 ports
27. USB-C 3.1 Gen 2 port
28. USB-A 3.1 Gen 2 port
29. S/PDIF port




[Back to Welcome page](#)



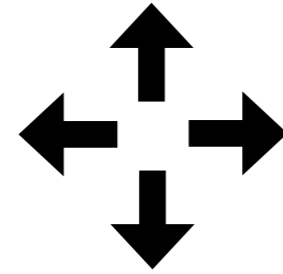
1 X 2 X 3 X **4 X**

4 X View




1. Rear system fan connector
2. 8-pin power connector
3. VRM heat sinks
4. System fan connector
5. Liquid cooling pump connector
6. Four DDR4 UDIMM slots
7. Hard drive fan connector
8. Power LED connector
9. Power button connector
10. Lighting control module connector
11. M.2 SSD slot
12. Front I/O USB connector
13. Primary HDD SATA connector
14. Secondary HDD SATA connector
15. CMOS jumper
16. Password jumper
17. M.2 WLAN slot
18. 24-pin power connector
19. CPU socket
20. Second M.2 SSD slot
21. PCI Express x16 slot
22. RTC battery
23. Audio connector
24. Rear audio ports
25. RJ-45 (Ethernet) port
26. Four USB-A 3.1 Gen 1 ports
27. USB-C 3.1 Gen 2 port
28. USB-A 3.1 Gen 2 port
29. S/PDIF port

[Back to Welcome page](#)



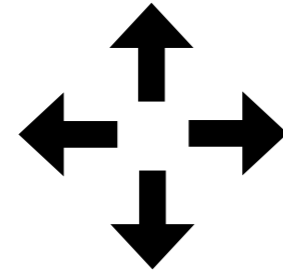

4 X View

1 X 2 X 3 X **4 X**




1. Rear system fan connector
2. 8-pin power connector
3. VRM heat sinks
4. System fan connector
5. Liquid cooling pump connector
6. Four DDR4 UDIMM slots
7. Hard drive fan connector
8. Power LED connector
9. Power button connector
10. Lighting control module connector
11. M.2 SSD slot
12. Front I/O USB connector
13. Primary HDD SATA connector
14. Secondary HDD SATA connector
15. CMOS jumper
16. Password jumper
17. M.2 WLAN slot
18. 24-pin power connector
19. CPU socket
20. Second M.2 SSD slot
21. PCI Express x16 slot
22. RTC battery
23. Audio connector
24. Rear audio ports
25. RJ-45 (Ethernet) port
26. Four USB-A 3.1 Gen 1 ports
27. USB-C 3.1 Gen 2 port
28. USB-A 3.1 Gen 2 port
29. S/PDIF port

[Back to Welcome page](#)



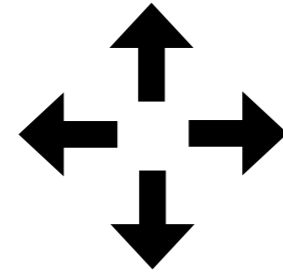
1 X 2 X 3 X **4 X**

4 X View




1. Rear system fan connector
2. 8-pin power connector
3. VRM heat sinks
4. System fan connector
5. Liquid cooling pump connector
- 6. Four DDR4 UDIMM slots**
7. Hard drive fan connector
8. Power LED connector
9. Power button connector
10. Lighting control module connector
11. M.2 SSD slot
12. Front I/O USB connector
13. Primary HDD SATA connector
14. Secondary HDD SATA connector
15. CMOS jumper
16. Password jumper
17. M.2 WLAN slot
18. 24-pin power connector
19. CPU socket
20. Second M.2 SSD slot
21. PCI Express x16 slot
22. RTC battery
23. Audio connector
24. Rear audio ports
25. RJ-45 (Ethernet) port
26. Four USB-A 3.1 Gen 1 ports
27. USB-C 3.1 Gen 2 port
28. USB-A 3.1 Gen 2 port
29. S/PDIF port

[Back to Welcome page](#)



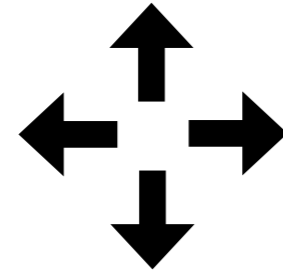
1 X 2 X 3 X **4 X**

4 X View




1. Rear system fan connector
2. 8-pin power connector
3. VRM heat sinks
4. System fan connector
5. Liquid cooling pump connector
- 6. Four DDR4 UDIMM slots**
7. Hard drive fan connector
8. Power LED connector
9. Power button connector
10. Lighting control module connector
11. M.2 SSD slot
12. Front I/O USB connector
13. Primary HDD SATA connector
14. Secondary HDD SATA connector
15. CMOS jumper
16. Password jumper
17. M.2 WLAN slot
18. 24-pin power connector
19. CPU socket
20. Second M.2 SSD slot
21. PCI Express x16 slot
22. RTC battery
23. Audio connector
24. Rear audio ports
25. RJ-45 (Ethernet) port
26. Four USB-A 3.1 Gen 1 ports
27. USB-C 3.1 Gen 2 port
28. USB-A 3.1 Gen 2 port
29. S/PDIF port

[Back to Welcome page](#)



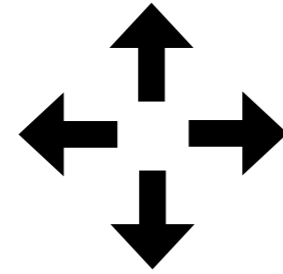
4 X View

1 X 2 X 3 X **4 X**



1. Rear system fan connector
2. 8-pin power connector
3. VRM heat sinks
4. System fan connector
5. Liquid cooling pump connector
- 6. Four DDR4 UDIMM slots**
7. Hard drive fan connector
8. Power LED connector
9. Power button connector
10. Lighting control module connector
11. M.2 SSD slot
12. Front I/O USB connector
13. Primary HDD SATA connector
14. Secondary HDD SATA connector
15. CMOS jumper
16. Password jumper
17. M.2 WLAN slot
18. 24-pin power connector
19. CPU socket
20. Second M.2 SSD slot
21. PCI Express x16 slot
22. RTC battery
23. Audio connector
24. Rear audio ports
25. RJ-45 (Ethernet) port
26. Four USB-A 3.1 Gen 1 ports
27. USB-C 3.1 Gen 2 port
28. USB-A 3.1 Gen 2 port
29. S/PDIF port


[Back to Welcome page](#)



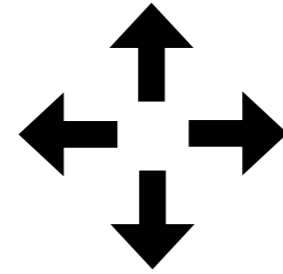

1 X 2 X 3 X **4 X**

4 X View

1. Rear system fan connector
2. 8-pin power connector
3. VRM heat sinks
4. System fan connector
5. Liquid cooling pump connector
6. Four DDR4 UDIMM slots
7. Hard drive fan connector
8. Power LED connector
9. Power button connector
10. Lighting control module connector
11. M.2 SSD slot
12. Front I/O USB connector
13. Primary HDD SATA connector
14. Secondary HDD SATA connector
15. CMOS jumper
16. Password jumper
17. M.2 WLAN slot
18. 24-pin power connector
19. CPU socket
20. Second M.2 SSD slot
21. PCI Express x16 slot
22. RTC battery
23. Audio connector
24. Rear audio ports
25. RJ-45 (Ethernet) port
26. Four USB-A 3.1 Gen 1 ports
27. USB-C 3.1 Gen 2 port
28. USB-A 3.1 Gen 2 port
29. S/PDIF port




[Back to Welcome page](#)



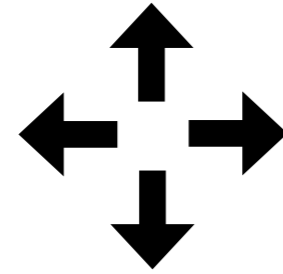
1 X 2 X 3 X **4 X**

4 X View

1. Rear system fan connector
2. 8-pin power connector
3. VRM heat sinks
4. System fan connector
5. Liquid cooling pump connector
6. Four DDR4 UDIMM slots
7. Hard drive fan connector
8. Power LED connector
9. Power button connector
10. Lighting control module connector
11. M.2 SSD slot
12. Front I/O USB connector
13. Primary HDD SATA connector
14. Secondary HDD SATA connector
15. CMOS jumper
16. Password jumper
17. M.2 WLAN slot
18. 24-pin power connector
19. CPU socket
20. Second M.2 SSD slot
21. PCI Express x16 slot
22. RTC battery
23. Audio connector
24. Rear audio ports
25. RJ-45 (Ethernet) port
26. Four USB-A 3.1 Gen 1 ports
27. USB-C 3.1 Gen 2 port
28. USB-A 3.1 Gen 2 port
29. S/PDIF port




[Back to Welcome page](#)



1 X 2 X 3 X **4 X**

4 X View



1. Rear system fan connector
2. 8-pin power connector
3. VRM heat sinks
4. System fan connector
5. Liquid cooling pump connector
6. Four DDR4 UDIMM slots
7. Hard drive fan connector
8. Power LED connector
9. Power button connector
10. Lighting control module connector
11. M.2 SSD slot
12. Front I/O USB connector
13. Primary HDD SATA connector
14. Secondary HDD SATA connector
15. CMOS jumper
16. Password jumper
17. M.2 WLAN slot
18. 24-pin power connector
19. CPU socket
20. Second M.2 SSD slot
21. PCI Express x16 slot
22. RTC battery
23. Audio connector
24. Rear audio ports
25. RJ-45 (Ethernet) port
26. Four USB-A 3.1 Gen 1 ports
27. USB-C 3.1 Gen 2 port
28. USB-A 3.1 Gen 2 port
29. S/PDIF port