

Interactive System Board Viewer

HP Desktop Pro A G3

Welcome to the interactive System Board for the
HP Desktop Pro A G3

Here's how to use it...

[Zoomable View](#) (Click the link to navigate to the viewer)

On the Zoomable View page, you will find the viewer's zoom navigation links above the viewer on the left-hand side. You can choose from four levels of magnification: 1x, 2x, 3x, and 4x.

1x: The default magnification is 1x and at this magnification you can view the location of a feature by selecting it from the numbered list on the left.

2x, 3x, 4x: When you choose a greater magnification level, you use the navigation arrows and numbered features list to focus on the feature that you wish to review.


That's it!

[Back to Welcome page](#)

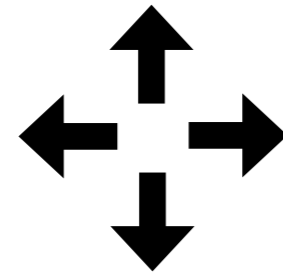


1 X View

1 X 2 X 3 X 4 X




Back to Welcome page



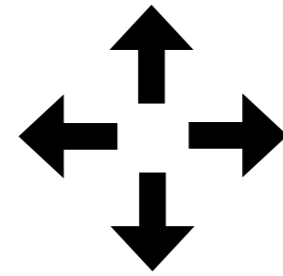

1 X **2 X** 3 X 4 X

2 X View

1. USB-A 2.0 ports
2. RJ-45 (Ethernet) port + Two USB-A 2.0 ports
3. VGA port
4. HDMI 2.0 port
5. Rear audio ports
6. CPU power connector
7. CPU socket
8. CPU fan connector
9. DDR4 UDIMM sockets
10. Super I/O (SIO) chip
11. RTC battery
12. HD audio CODEC chip
13. Power button
14. Front audio port
15. Front USB-A 3.1 Gen 1 ports
16. SATA connectors
17. 4-Pin main power connector
18. 4-Pin SATA power connector
19. Power supply command connector
20. CMOS jumper
21. PCI Express x16 slot
22. PCI slot
23. M.2 WLAN socket
24. PS/2 connector
25. PCI Express x1 slot
26. Serial port connector




Back to Welcome page



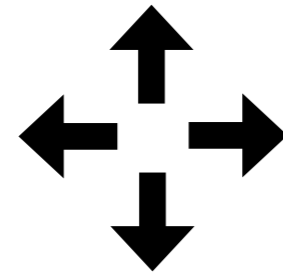

1 X **2 X** 3 X 4 X

2 X View



1. USB-A 2.0 ports
2. RJ-45 (Ethernet) port + Two USB-A 2.0 ports
3. VGA port
4. HDMI 2.0 port
5. Rear audio ports
6. CPU power connector
7. CPU socket
8. CPU fan connector
9. DDR4 UDIMM sockets
10. Super I/O (SIO) chip
11. RTC battery
12. HD audio CODEC chip
13. Power button
14. Front audio port
15. Front USB-A 3.1 Gen 1 ports
16. SATA connectors
17. 4-Pin main power connector
18. 4-Pin SATA power connector
19. Power supply command connector
20. CMOS jumper
21. PCI Express x16 slot
22. PCI slot
23. M.2 WLAN socket
24. PS/2 connector
25. PCI Express x1 slot
26. Serial port connector

[Back to Welcome page](#)



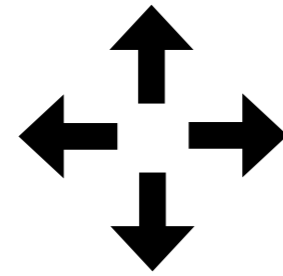

1 X **2 X** 3 X 4 X

2 X View



1. USB-A 2.0 ports
2. RJ-45 (Ethernet) port + Two USB-A 2.0 ports
3. VGA port
4. HDMI 2.0 port
5. Rear audio ports
6. CPU power connector
7. CPU socket
8. CPU fan connector
9. DDR4 UDIMM sockets
10. Super I/O (SIO) chip
11. RTC battery
12. HD audio CODEC chip
13. Power button
14. Front audio port
15. Front USB-A 3.1 Gen 1 ports
16. SATA connectors
17. 4-Pin main power connector
18. 4-Pin SATA power connector
19. Power supply command connector
20. CMOS jumper
21. PCI Express x16 slot
22. PCI slot
23. M.2 WLAN socket
24. PS/2 connector
25. PCI Express x1 slot
26. Serial port connector


Back to Welcome page



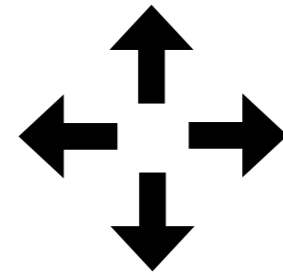

1 X **2 X** 3 X 4 X

2 X View

1. USB-A 2.0 ports
2. RJ-45 (Ethernet) port + Two USB-A 2.0 ports
3. VGA port
4. HDMI 2.0 port
5. Rear audio ports
6. CPU power connector
7. CPU socket
8. CPU fan connector
9. DDR4 UDIMM sockets
10. Super I/O (SIO) chip
11. RTC battery
12. HD audio CODEC chip
13. Power button
14. Front audio port
15. Front USB-A 3.1 Gen 1 ports
16. SATA connectors
17. 4-Pin main power connector
18. 4-Pin SATA power connector
19. Power supply command connector
20. CMOS jumper
21. PCI Express x16 slot
22. PCI slot
23. M.2 WLAN socket
24. PS/2 connector
25. PCI Express x1 slot
26. Serial port connector




Back to Welcome page



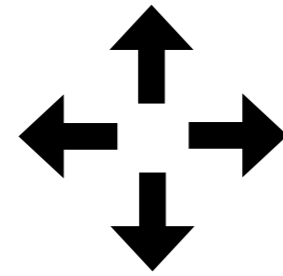

1 X 2 X **3 X** 4 X

3 X View

1. USB-A 2.0 ports
2. RJ-45 (Ethernet) port + Two USB-A 2.0 ports
3. VGA port
4. HDMI 2.0 port
5. Rear audio ports
6. CPU power connector
7. CPU socket
8. CPU fan connector
9. DDR4 UDIMM sockets
10. Super I/O (SIO) chip
11. RTC battery
12. HD audio CODEC chip
13. Power button
14. Front audio port
15. Front USB-A 3.1 Gen 1 ports
16. SATA connectors
17. 4-Pin main power connector
18. 4-Pin SATA power connector
19. Power supply command connector
20. CMOS jumper
21. PCI Express x16 slot
22. PCI slot
23. M.2 WLAN socket
24. PS/2 connector
25. PCI Express x1 slot
26. Serial port connector




[Back to Welcome page](#)



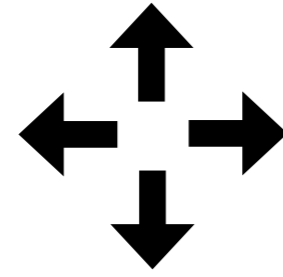

1 X 2 X **3 X** 4 X

3 X View




- 1. USB-A 2.0 ports
- 2. RJ-45 (Ethernet) port + Two USB-A 2.0 ports
- 3. VGA port
- 4. HDMI 2.0 port
- 5. Rear audio ports
- 6. CPU power connector
- 7. CPU socket
- 8. CPU fan connector
- 9. DDR4 UDIMM sockets
- 10. Super I/O (SIO) chip
- 11. RTC battery
- 12. HD audio CODEC chip
- 13. Power button
- 14. Front audio port
- 15. Front USB-A 3.1 Gen 1 ports
- 16. SATA connectors
- 17. 4-Pin main power connector
- 18. 4-Pin SATA power connector
- 19. Power supply command connector
- 20. CMOS jumper
- 21. PCI Express x16 slot
- 22. PCI slot
- 23. M.2 WLAN socket
- 24. PS/2 connector
- 25. PCI Express x1 slot
- 26. Serial port connector

[Back to Welcome page](#)



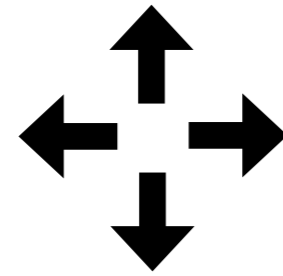

1 X 2 X **3 X** 4 X

3 X View



1. USB-A 2.0 ports
2. RJ-45 (Ethernet) port + Two USB-A 2.0 ports
3. VGA port
4. HDMI 2.0 port
5. Rear audio ports
6. CPU power connector
7. CPU socket
8. CPU fan connector
9. DDR4 UDIMM sockets
10. Super I/O (SIO) chip
11. RTC battery
12. HD audio CODEC chip
13. Power button
14. Front audio port
15. Front USB-A 3.1 Gen 1 ports
16. SATA connectors
17. 4-Pin main power connector
18. 4-Pin SATA power connector
19. Power supply command connector
20. CMOS jumper
21. PCI Express x16 slot
22. PCI slot
23. M.2 WLAN socket
24. PS/2 connector
25. PCI Express x1 slot
26. Serial port connector


Back to Welcome page



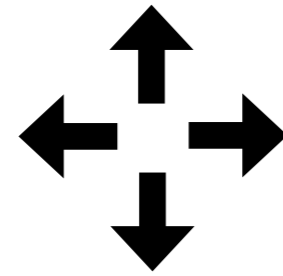
1 X 2 X **3 X** 4 X

3 X View

1. USB-A 2.0 ports
2. RJ-45 (Ethernet) port + Two USB-A 2.0 ports
3. VGA port
4. HDMI 2.0 port
5. Rear audio ports
6. CPU power connector
7. CPU socket
8. CPU fan connector
9. DDR4 UDIMM sockets
10. Super I/O (SIO) chip
11. RTC battery
12. HD audio CODEC chip
13. Power button
14. Front audio port
15. Front USB-A 3.1 Gen 1 ports
16. SATA connectors
17. 4-Pin main power connector
18. 4-Pin SATA power connector
19. Power supply command connector
20. CMOS jumper
21. PCI Express x16 slot
22. PCI slot
23. M.2 WLAN socket
24. PS/2 connector
25. PCI Express x1 slot
26. Serial port connector




Back to Welcome page



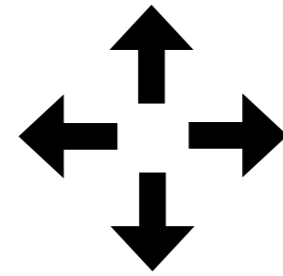

1 X 2 X 3 X **4 X**

4 X View

1. USB-A 2.0 ports
2. RJ-45 (Ethernet) port + Two USB-A 2.0 ports
3. VGA port
4. HDMI 2.0 port
5. Rear audio ports
6. CPU power connector
7. CPU socket
8. CPU fan connector
9. DDR4 UDIMM sockets
10. Super I/O (SIO) chip
11. RTC battery
12. HD audio CODEC chip
13. Power button
14. Front audio port
15. Front USB-A 3.1 Gen 1 ports
16. SATA connectors
17. 4-Pin main power connector
18. 4-Pin SATA power connector
19. Power supply command connector
20. CMOS jumper
21. PCI Express x16 slot
22. PCI slot
23. M.2 WLAN socket
24. PS/2 connector
25. PCI Express x1 slot
26. Serial port connector




[Back to Welcome page](#)



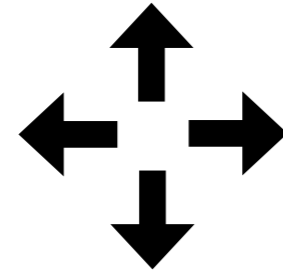

1X 2X 3X **4X**

4 X View




1. USB-A 2.0 ports
2. RJ-45 (Ethernet) port + Two USB-A 2.0 ports
3. VGA port
4. HDMI 2.0 port
5. Rear audio ports
6. CPU power connector
7. CPU socket
8. CPU fan connector
9. DDR4 UDIMM sockets
10. Super I/O (SIO) chip
11. RTC battery
12. HD audio CODEC chip
13. Power button
14. Front audio port
15. Front USB-A 3.1 Gen 1 ports
16. SATA connectors
17. 4-Pin main power connector
18. 4-Pin SATA power connector
19. Power supply command connector
20. CMOS jumper
21. PCI Express x16 slot
22. PCI slot
23. M.2 WLAN socket
24. PS/2 connector
25. PCI Express x1 slot
26. Serial port connector

[Back to Welcome page](#)



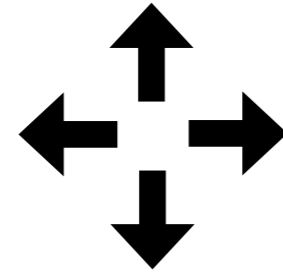
1X 2X 3X **4X**

4 X View



1. USB-A 2.0 ports
2. RJ-45 (Ethernet) port + Two USB-A 2.0 ports
3. VGA port
4. HDMI 2.0 port
5. Rear audio ports
6. CPU power connector
7. CPU socket
8. CPU fan connector
9. DDR4 UDIMM sockets
10. Super I/O (SIO) chip
11. RTC battery
12. HD audio CODEC chip
13. Power button
14. Front audio port
15. Front USB-A 3.1 Gen 1 ports
16. SATA connectors
17. 4-Pin main power connector
18. 4-Pin SATA power connector
19. Power supply command connector
20. CMOS jumper
21. PCI Express x16 slot
22. PCI slot
23. M.2 WLAN socket
24. PS/2 connector
25. PCI Express x1 slot
26. Serial port connector


Back to Welcome page



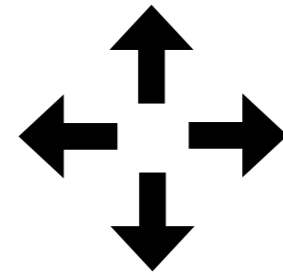

1X 2X 3X **4X**

4 X View

1. USB-A 2.0 ports
2. RJ-45 (Ethernet) port + Two USB-A 2.0 ports
3. VGA port
4. HDMI 2.0 port
5. Rear audio ports
6. CPU power connector
7. CPU socket
8. CPU fan connector
9. DDR4 UDIMM sockets
10. Super I/O (SIO) chip
11. RTC battery
12. HD audio CODEC chip
13. Power button
14. Front audio port
15. Front USB-A 3.1 Gen 1 ports
16. SATA connectors
17. 4-Pin main power connector
18. 4-Pin SATA power connector
19. Power supply command connector
20. CMOS jumper
21. PCI Express x16 slot
22. PCI slot
23. M.2 WLAN socket
24. PS/2 connector
25. PCI Express x1 slot
26. Serial port connector




[Back to Welcome page](#)



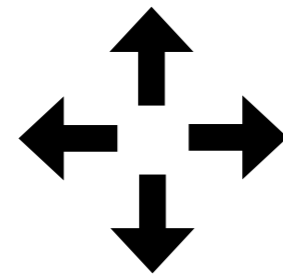

1X 2X 3X **4X**

4 X View




1. USB-A 2.0 ports
2. RJ-45 (Ethernet) port + Two USB-A 2.0 ports
3. VGA port
4. HDMI 2.0 port
5. Rear audio ports
6. CPU power connector
7. CPU socket
8. CPU fan connector
9. DDR4 UDIMM sockets
10. Super I/O (SIO) chip
11. RTC battery
12. HD audio CODEC chip
13. Power button
14. Front audio port
15. Front USB-A 3.1 Gen 1 ports
16. SATA connectors
17. 4-Pin main power connector
18. 4-Pin SATA power connector
19. Power supply command connector
20. CMOS jumper
21. PCI Express x16 slot
22. PCI slot
23. M.2 WLAN socket
24. PS/2 connector
25. PCI Express x1 slot
26. Serial port connector

Back to Welcome page




1X 2X 3X **4X**

4 X View



1. USB-A 2.0 ports
2. RJ-45 (Ethernet) port + Two USB-A 2.0 ports
3. VGA port
4. HDMI 2.0 port
5. Rear audio ports
6. CPU power connector
7. CPU socket
8. CPU fan connector
9. DDR4 UDIMM sockets
10. Super I/O (SIO) chip
11. RTC battery
12. HD audio CODEC chip
13. Power button
14. Front audio port
15. Front USB-A 3.1 Gen 1 ports
16. SATA connectors
17. 4-Pin main power connector
18. 4-Pin SATA power connector
19. Power supply command connector
20. CMOS jumper
21. PCI Express x16 slot
22. PCI slot
23. M.2 WLAN socket
24. PS/2 connector
25. PCI Express x1 slot
26. Serial port connector


Back to Welcome page



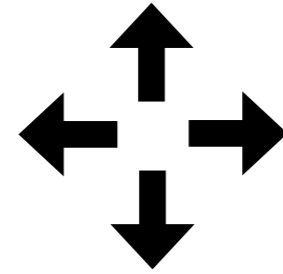

1 X 2 X 3 X **4 X**

4 X View

1. USB-A 2.0 ports
2. RJ-45 (Ethernet) port + Two USB-A 2.0 ports
3. VGA port
4. HDMI 2.0 port
5. Rear audio ports
6. CPU power connector
7. CPU socket
8. CPU fan connector
9. DDR4 UDIMM sockets
10. Super I/O (SIO) chip
11. RTC battery
12. HD audio CODEC chip
13. Power button
14. Front audio port
15. Front USB-A 3.1 Gen 1 ports
16. SATA connectors
17. 4-Pin main power connector
18. 4-Pin SATA power connector
19. Power supply command connector
20. CMOS jumper
21. PCI Express x16 slot
22. PCI slot
23. M.2 WLAN socket
24. PS/2 connector
25. PCI Express x1 slot
26. Serial port connector




Back to Welcome page



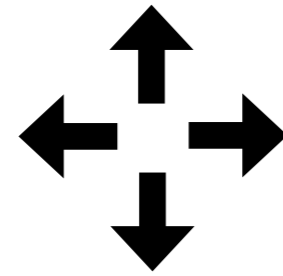

1 X 2 X 3 X **4 X**

4 X View

1. USB-A 2.0 ports
2. RJ-45 (Ethernet) port + Two USB-A 2.0 ports
3. VGA port
4. HDMI 2.0 port
5. Rear audio ports
6. CPU power connector
7. CPU socket
8. CPU fan connector
9. DDR4 UDIMM sockets
10. Super I/O (SIO) chip
11. RTC battery
12. HD audio CODEC chip
13. Power button
14. Front audio port
15. Front USB-A 3.1 Gen 1 ports
16. SATA connectors
17. 4-Pin main power connector
18. 4-Pin SATA power connector
19. Power supply command connector
20. CMOS jumper
21. PCI Express x16 slot
22. PCI slot
23. M.2 WLAN socket
24. PS/2 connector
25. PCI Express x1 slot
26. Serial port connector




Back to Welcome page



1 X 2 X 3 X **4 X**

4 X View



1. USB-A 2.0 ports
2. RJ-45 (Ethernet) port + Two USB-A 2.0 ports
3. VGA port
4. HDMI 2.0 port
5. Rear audio ports
6. CPU power connector
7. CPU socket
8. CPU fan connector
9. DDR4 UDIMM sockets
10. Super I/O (SIO) chip
11. RTC battery
12. HD audio CODEC chip
13. Power button
14. Front audio port
15. Front USB-A 3.1 Gen 1 ports
16. SATA connectors
17. 4-Pin main power connector
18. 4-Pin SATA power connector
19. Power supply command connector
20. CMOS jumper
21. PCI Express x16 slot
22. PCI slot
23. M.2 WLAN socket
24. PS/2 connector
25. PCI Express x1 slot
26. Serial port connector