

Interactive System Board Viewer

HP 200 G3 All-in-One (Lazio)

Welcome to the interactive System Board for the
HP 200 G3 All-in-One (Lazio)

Here's how to use it...

Views:

On this page you will find thumbnail images of the top and bottom views of this product. To view a specific view in greater detail, simply click that view.

Zoomable View:

On the Zoomable View page, you will find the viewer's zoom navigation links above the viewer on the left-hand side. You can choose from four levels of magnification: 1x, 2x, 3x, and 4x.


1x: The default magnification is 1x and at this magnification you can view the location of a feature by selecting it from the numbered list on the left.

2x, 3x, 4x: When you choose a greater magnification level, you use the navigation arrows and numbered features list to focus on the feature that you wish to review.


That's it! On every page there is a link that brings you back to either this Welcome page or the Views page, enabling you to navigate to whatever view you wish to review.

[Back to Welcome page](#)

Views



Top




Bottom

[Back to Welcome page](#)



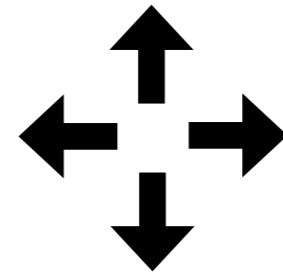
1 X Top View

1 X 2X 3X 4X



[Back to Views page](#)

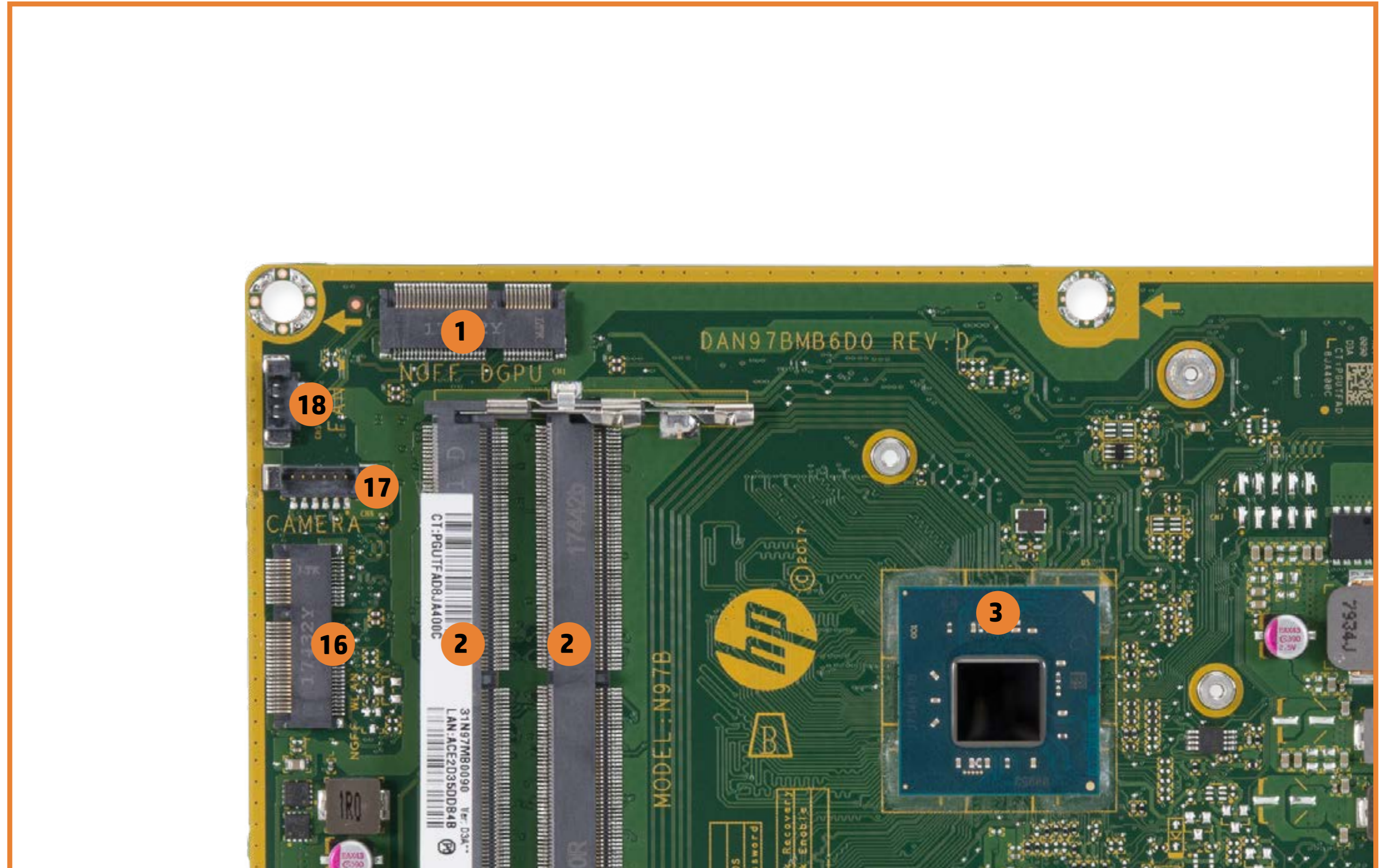
[Back to Welcome page](#)



1 X **2 X** 3 X 4 X


1. M.2 graphics card connector
2. 2 DDR4 SODIMM sockets
3. CPU
4. M.2 SSD socket
5. HDD power connector
6. SATA HDD connector
7. LVDS connector
8. ODD power and data connector
9. Battery
10. Touch control
11. Card reader/ Power button board connector
12. Backlight connector
13. Speaker (right)
14. Speaker (left)
15. CMOS and Password jumpers
16. M.2 WLAN socket
17. Webcam/Microphone connector
18. Fan connector

2 X Top View



[Back to Views page](#)


[Back to Welcome page](#)



1 X **2 X** 3 X 4 X

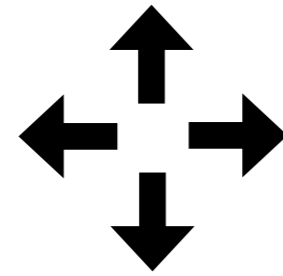
1. M.2 graphics card connector
2. 2 DDR4 SODIMM sockets
3. CPU
4. M.2 SSD socket
5. HDD power connector
6. SATA HDD connector
7. LVDS connector
8. ODD power and data connector
9. Battery
10. Touch control
11. Card reader/ Power button board connector
12. Backlight connector
13. Speaker (right)
14. Speaker (left)
15. CMOS and Password jumpers
16. M.2 WLAN socket
17. Webcam/Microphone connector
18. Fan connector

2 X Top View




[Back to Views page](#)

[Back to Welcome page](#)



1 X **2 X** 3 X 4 X

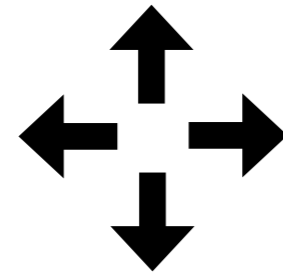
2 X Top View



1. M.2 graphics card connector
2. 2 DDR4 SODIMM sockets
3. CPU
4. M.2 SSD socket
5. HDD power connector
6. SATA HDD connector
7. LVDS connector
8. ODD power and data connector
9. Battery
10. Touch control
11. Card reader/ Power button board connector
12. Backlight connector
13. Speaker (right)
14. Speaker (left)
15. CMOS and Password jumpers
16. M.2 WLAN socket
17. Webcam/Microphone connector
18. Fan connector

[Back to Views page](#)

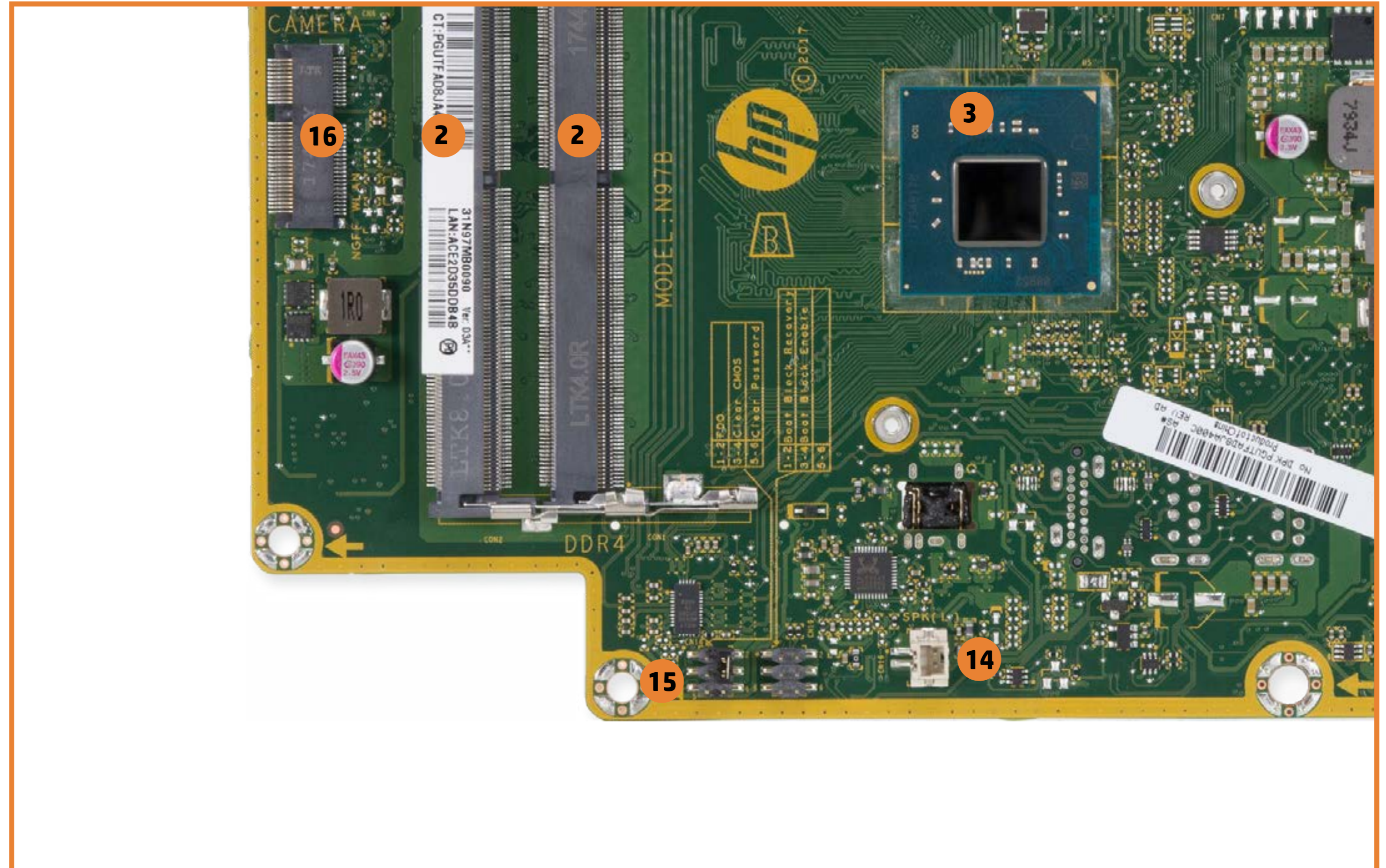
[Back to Welcome page](#)



1 X **2 X** 3 X 4 X

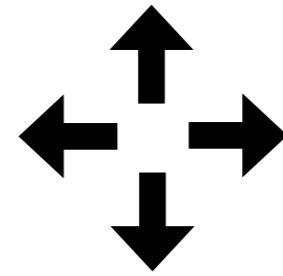
2 X Top View

1. M.2 graphics card connector
2. 2 DDR4 SODIMM sockets
3. CPU
4. M.2 SSD socket
5. HDD power connector
6. SATA HDD connector
7. LVDS connector
8. ODD power and data connector
9. Battery
10. Touch control
11. Card reader/ Power button board connector
12. Backlight connector
13. Speaker (right)
14. Speaker (left)
15. CMOS and Password jumpers
16. M.2 WLAN socket
17. Webcam/Microphone connector
18. Fan connector



[Back to Views page](#)

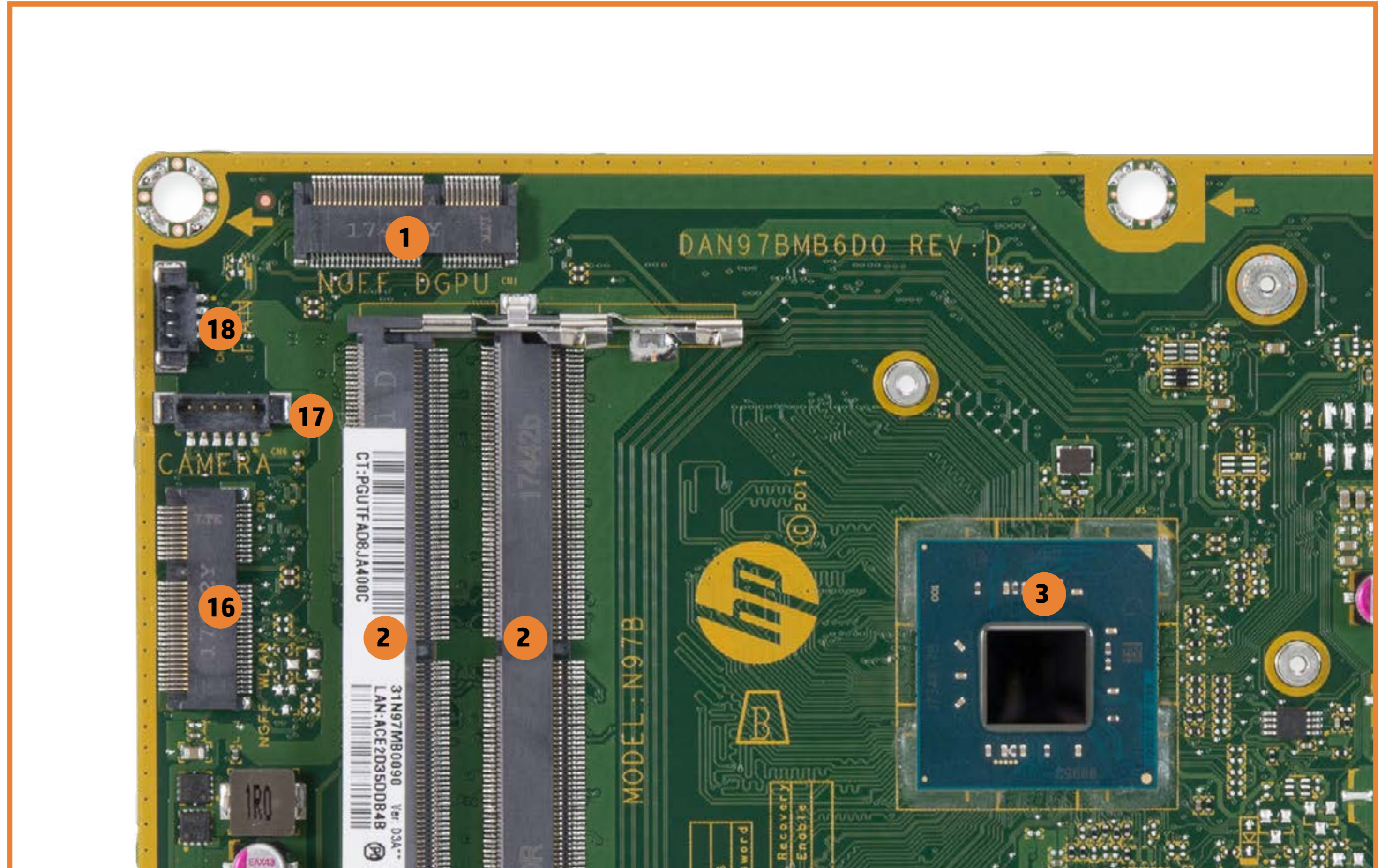
[Back to Welcome page](#)



1 X 2 X **3 X** 4 X

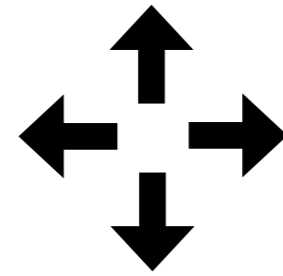
1. M.2 graphics card connector
2. 2 DDR4 SODIMM sockets
3. CPU
4. M.2 SSD socket
5. HDD power connector
6. SATA HDD connector
7. LVDS connector
8. ODD power and data connector
9. Battery
10. Touch control
11. Card reader/ Power button board connector
12. Backlight connector
13. Speaker (right)
14. Speaker (left)
15. CMOS and Password jumpers
16. M.2 WLAN socket
17. Webcam/Microphone connector
18. Fan connector

3 X Top View




[Back to Views page](#)

[Back to Welcome page](#)



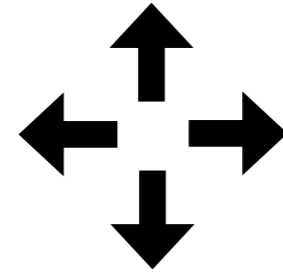
1 X 2 X **3 X** 4 X



1. M.2 graphics card connector
2. 2 DDR4 SODIMM sockets
3. CPU
4. M.2 SSD socket
5. HDD power connector
6. SATA HDD connector
7. LVDS connector
8. ODD power and data connector
9. Battery
10. Touch control
11. Card reader/ Power button board connector
12. Backlight connector
13. Speaker (right)
14. Speaker (left)
15. CMOS and Password jumpers
16. M.2 WLAN socket
17. Webcam/Microphone connector
18. Fan connector

[Back to Views page](#)

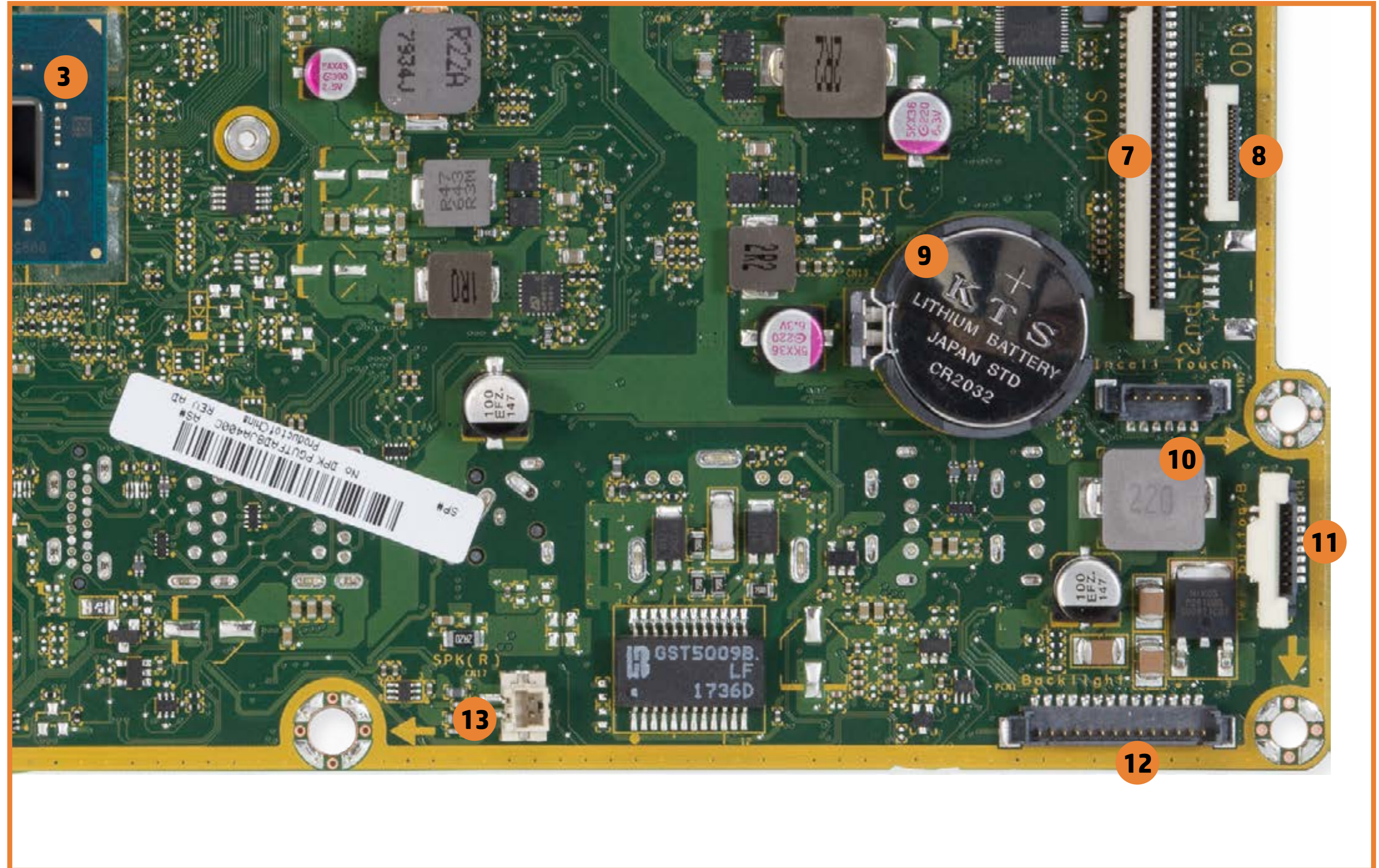
[Back to Welcome page](#)



1 X 2 X **3 X** 4 X

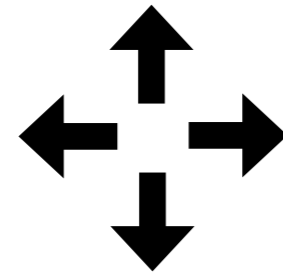
3 X Top View

1. M.2 graphics card connector
2. 2 DDR4 SODIMM sockets
3. CPU
4. M.2 SSD socket
5. HDD power connector
6. SATA HDD connector
7. LVDS connector
8. ODD power and data connector
9. Battery
10. Touch control
11. Card reader/ Power button board connector
12. Backlight connector
13. Speaker (right)
14. Speaker (left)
15. CMOS and Password jumpers
16. M.2 WLAN socket
17. Webcam/Microphone connector
18. Fan connector



[Back to Views page](#)


[Back to Welcome page](#)



1 X 2 X **3 X** 4 X

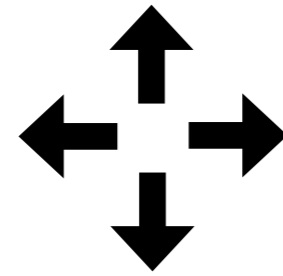
3 X Top View

1. M.2 graphics card connector
2. 2 DDR4 SODIMM sockets
3. CPU
4. M.2 SSD socket
5. HDD power connector
6. SATA HDD connector
7. LVDS connector
8. ODD power and data connector
9. Battery
10. Touch control
11. Card reader/ Power button board connector
12. Backlight connector
13. Speaker (right)
14. Speaker (left)
15. CMOS and Password jumpers
16. M.2 WLAN socket
17. Webcam/Microphone connector
18. Fan connector



[Back to Views page](#)


[Back to Welcome page](#)



1 X 2 X 3 X **4 X**

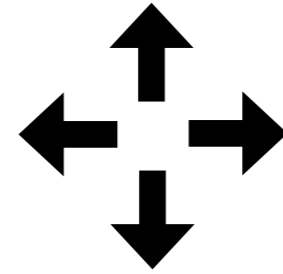
4 X Top View

1. M.2 graphics card connector
2. 2 DDR4 SODIMM sockets
3. CPU
4. M.2 SSD socket
5. HDD power connector
6. SATA HDD connector
7. LVDS connector
8. ODD power and data connector
9. Battery
10. Touch control
11. Card reader/ Power button board connector
12. Backlight connector
13. Speaker (right)
14. Speaker (left)
15. CMOS and Password jumpers
16. M.2 WLAN socket
17. Webcam/Microphone connector
18. Fan connector




[Back to Views page](#)

[Back to Welcome page](#)



1 X 2 X 3 X **4 X**

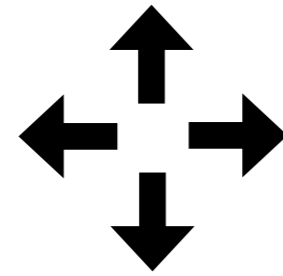
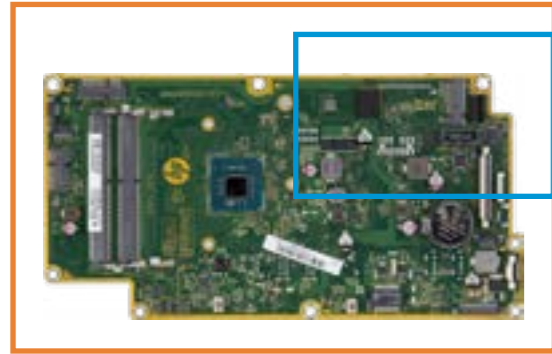
4 X Top View



1. M.2 graphics card connector
2. 2 DDR4 SODIMM sockets
3. CPU
4. M.2 SSD socket
5. HDD power connector
6. SATA HDD connector
7. LVDS connector
8. ODD power and data connector
9. Battery
10. Touch control
11. Card reader/ Power button board connector
12. Backlight connector
13. Speaker (right)
14. Speaker (left)
15. CMOS and Password jumpers
16. M.2 WLAN socket
17. Webcam/Microphone connector
18. Fan connector


[Back to Views page](#)

[Back to Welcome page](#)



4 X Top View

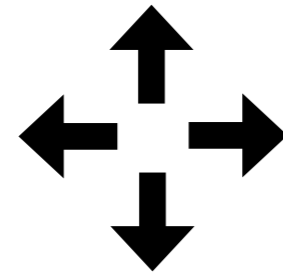
1 X 2 X 3 X **4 X**



1. M.2 graphics card connector
2. 2 DDR4 SODIMM sockets
3. CPU
4. M.2 SSD socket
5. HDD power connector
6. SATA HDD connector
7. LVDS connector
8. ODD power and data connector
9. Battery
10. Touch control
11. Card reader/ Power button board connector
12. Backlight connector
13. Speaker (right)
14. Speaker (left)
15. CMOS and Password jumpers
16. M.2 WLAN socket
17. Webcam/Microphone connector
18. Fan connector

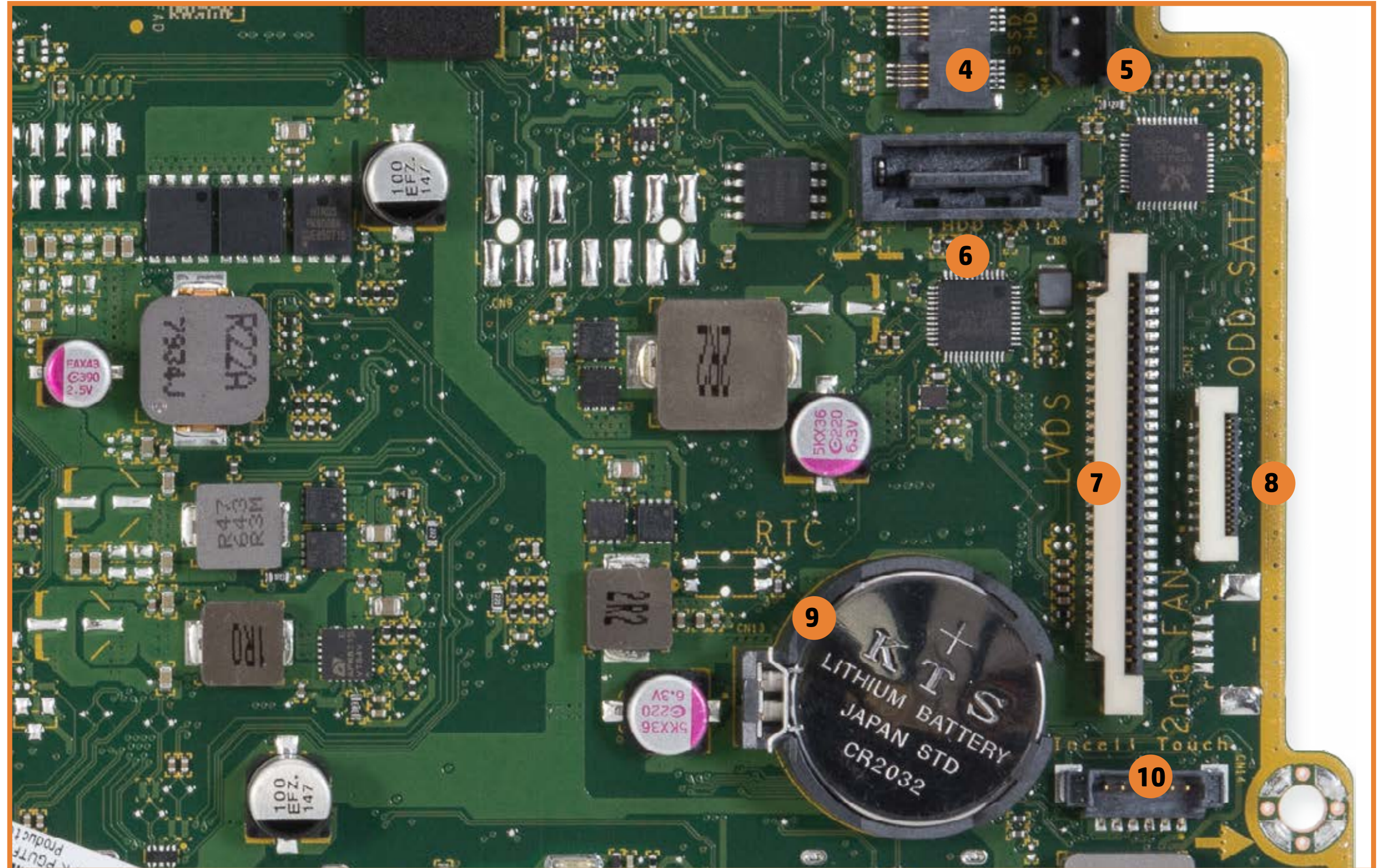
[Back to Views page](#)

[Back to Welcome page](#)



1 X 2 X 3 X **4 X**

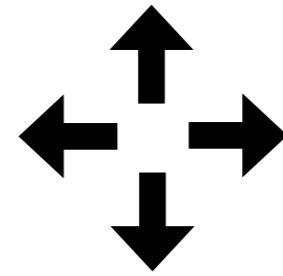
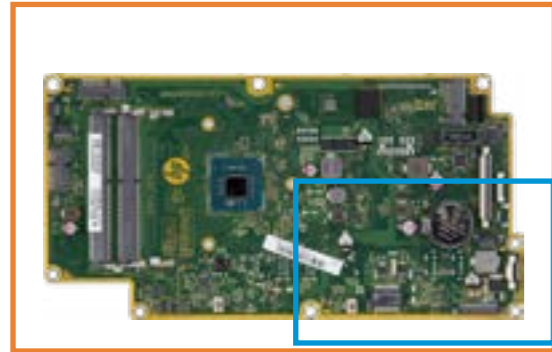
4 X Top View



1. M.2 graphics card connector
2. 2 DDR4 SODIMM sockets
3. CPU
4. M.2 SSD socket
5. HDD power connector
6. SATA HDD connector
7. LVDS connector
8. ODD power and data connector
9. Battery
10. Touch control
11. Card reader/ Power button board connector
12. Backlight connector
13. Speaker (right)
14. Speaker (left)
15. CMOS and Password jumpers
16. M.2 WLAN socket
17. Webcam/Microphone connector
18. Fan connector

[Back to Views page](#)


[Back to Welcome page](#)



1 X 2 X 3 X **4 X**

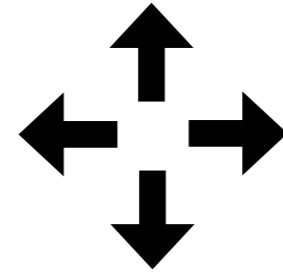
4 X Top View

1. M.2 graphics card connector
2. 2 DDR4 SODIMM sockets
3. CPU
4. M.2 SSD socket
5. HDD power connector
6. SATA HDD connector
7. LVDS connector
8. ODD power and data connector
9. Battery
10. Touch control
11. Card reader/ Power button board connector
12. Backlight connector
13. Speaker (right)
14. Speaker (left)
15. CMOS and Password jumpers
16. M.2 WLAN socket
17. Webcam/Microphone connector
18. Fan connector




[Back to Views page](#)

[Back to Welcome page](#)



1 X 2 X 3 X **4 X**

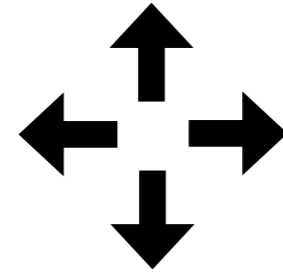
4 X Top View



1. M.2 graphics card connector
2. 2 DDR4 SODIMM sockets
3. CPU
4. M.2 SSD socket
5. HDD power connector
6. SATA HDD connector
7. LVDS connector
8. ODD power and data connector
9. Battery
10. Touch control
11. Card reader/ Power button board connector
12. Backlight connector
13. Speaker (right)
14. Speaker (left)
15. CMOS and Password jumpers
16. M.2 WLAN socket
17. Webcam/Microphone connector
18. Fan connector


[Back to Views page](#)

[Back to Welcome page](#)



1 X 2 X 3 X **4 X**

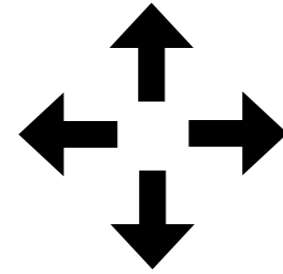
4 X Top View



1. M.2 graphics card connector
2. 2 DDR4 SODIMM sockets
3. CPU
4. M.2 SSD socket
5. HDD power connector
6. SATA HDD connector
7. LVDS connector
8. ODD power and data connector
9. Battery
10. Touch control
11. Card reader/ Power button board connector
12. Backlight connector
13. Speaker (right)
14. Speaker (left)
15. CMOS and Password jumpers
16. M.2 WLAN socket
17. Webcam/Microphone connector
18. Fan connector


[Back to Views page](#)

[Back to Welcome page](#)



1 X 2 X 3 X **4 X**

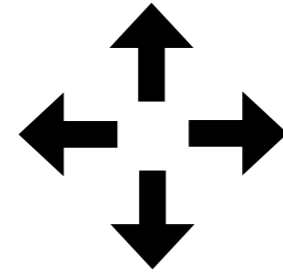
4 X Top View



1. M.2 graphics card connector
2. 2 DDR4 SODIMM sockets
3. CPU
4. M.2 SSD socket
5. HDD power connector
6. SATA HDD connector
7. LVDS connector
8. ODD power and data connector
9. Battery
10. Touch control
11. Card reader/ Power button board connector
12. Backlight connector
13. Speaker (right)
14. Speaker (left)
15. CMOS and Password jumpers
16. M.2 WLAN socket
17. Webcam/Microphone connector
18. Fan connector


[Back to Views page](#)

[Back to Welcome page](#)



1 X 2 X 3 X **4 X**


4 X Top View



1. M.2 graphics card connector
2. 2 DDR4 SODIMM sockets
3. CPU
4. M.2 SSD socket
5. HDD power connector
6. SATA HDD connector
7. LVDS connector
8. ODD power and data connector
9. Battery
10. Touch control
11. Card reader/ Power button board connector
12. Backlight connector
13. Speaker (right)
14. Speaker (left)
15. CMOS and Password jumpers
16. M.2 WLAN socket
17. Webcam/Microphone connector
18. Fan connector


[Back to Views page](#)

[Back to Welcome page](#)



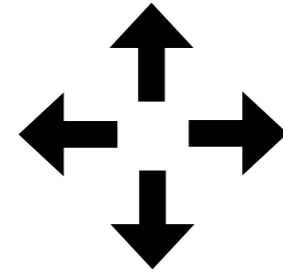

1 X Bottom View

1 X 2 X 3 X 4 X



[Back to Views page](#)


[Back to Welcome page](#)



1 X **2 X** 3 X 4 X

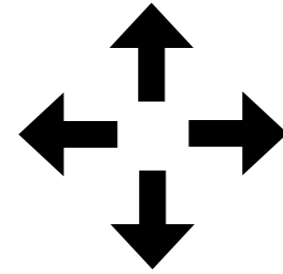

1. 2 USB 2.0 ports
2. RJ-45 (Ethernet) port
3. Power LED
4. DC power in
5. 2 USB 3.1 Gen 1 ports
6. HDMI out
7. Headphone/Microphone combo jack
8. Hard drive LED

2 X Bottom View



[Back to Views page](#)


[Back to Welcome page](#)



1 X **2 X** 3 X 4 X

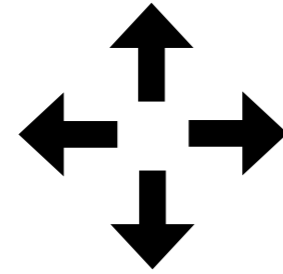

1. 2 USB 2.0 ports
2. RJ-45 (Ethernet) port
3. Power LED
4. DC power in
5. 2 USB 3.1 Gen 1 ports
6. HDMI out
7. Headphone/Microphone combo jack
8. Hard drive LED

2 X Bottom View



[Back to Views page](#)


[Back to Welcome page](#)



1 X **2 X** 3 X 4 X

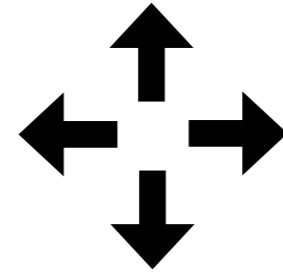

2 X Bottom View

1. 2 USB 2.0 ports
2. RJ-45 (Ethernet) port
3. Power LED
4. DC power in
5. 2 USB 3.1 Gen 1 ports
6. HDMI out
7. Headphone/Microphone combo jack
8. Hard drive LED



[Back to Views page](#)


[Back to Welcome page](#)



1 X **2 X** 3 X 4 X

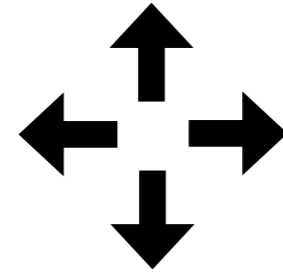

2 X Bottom View

- 1. 2 USB 2.0 ports
- 2. RJ-45 (Ethernet) port
- 3. Power LED
- 4. DC power in
- 5. 2 USB 3.1 Gen 1 ports
- 6. HDMI out
- 7. Headphone/Microphone combo jack
- 8. Hard drive LED



[Back to Views page](#)


[Back to Welcome page](#)



1 X 2 X **3 X** 4 X

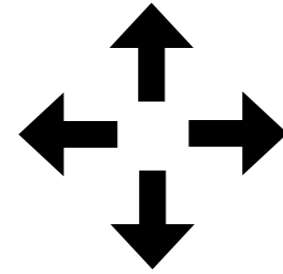

1. 2 USB 2.0 ports
2. RJ-45 (Ethernet) port
3. Power LED
4. DC power in
5. 2 USB 3.1 Gen 1 ports
6. HDMI out
7. Headphone/Microphone combo jack
8. Hard drive LED

3 X Bottom View



[Back to Views page](#)


[Back to Welcome page](#)



1 X 2 X **3 X** 4 X

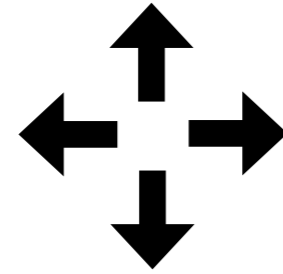

1. 2 USB 2.0 ports
2. RJ-45 (Ethernet) port
3. Power LED
4. DC power in
5. 2 USB 3.1 Gen 1 ports
6. HDMI out
7. Headphone/Microphone combo jack
8. Hard drive LED

3 X Bottom View



[Back to Views page](#)


[Back to Welcome page](#)



1 X 2 X **3 X** 4 X

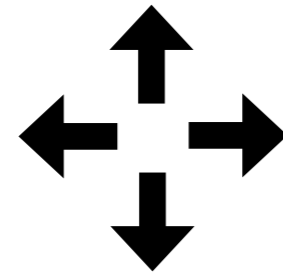

- 1. 2 USB 2.0 ports
- 2. RJ-45 (Ethernet) port
- 3. Power LED
- 4. DC power in
- 5. 2 USB 3.1 Gen 1 ports
- 6. HDMI out
- 7. Headphone/Microphone combo jack
- 8. Hard drive LED

3 X Bottom View



[Back to Views page](#)


[Back to Welcome page](#)



1 X 2 X **3 X** 4 X

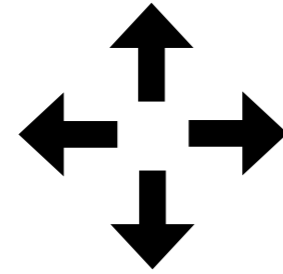

- 1. 2 USB 2.0 ports
- 2. RJ-45 (Ethernet) port
- 3. Power LED
- 4. DC power in
- 5. 2 USB 3.1 Gen 1 ports
- 6. HDMI out
- 7. Headphone/Microphone combo jack
- 8. Hard drive LED

3 X Bottom View



[Back to Views page](#)


[Back to Welcome page](#)



1 X 2 X 3 X **4 X**

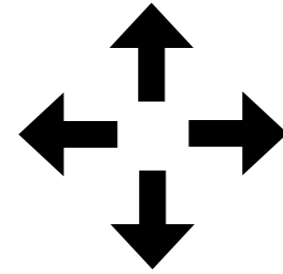

4 X Bottom View

1. 2 USB 2.0 ports
2. RJ-45 (Ethernet) port
3. Power LED
4. DC power in
5. 2 USB 3.1 Gen 1 ports
6. HDMI out
7. Headphone/Microphone combo jack
8. Hard drive LED




[Back to Views page](#)

[Back to Welcome page](#)



1 X 2 X 3 X **4 X**

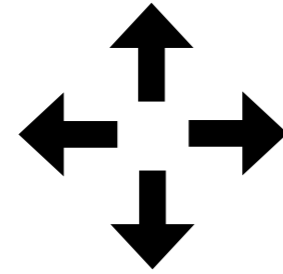

4 X Bottom View



1. 2 USB 2.0 ports
2. RJ-45 (Ethernet) port
3. Power LED
4. DC power in
5. 2 USB 3.1 Gen 1 ports
6. HDMI out
7. Headphone/Microphone combo jack
8. Hard drive LED

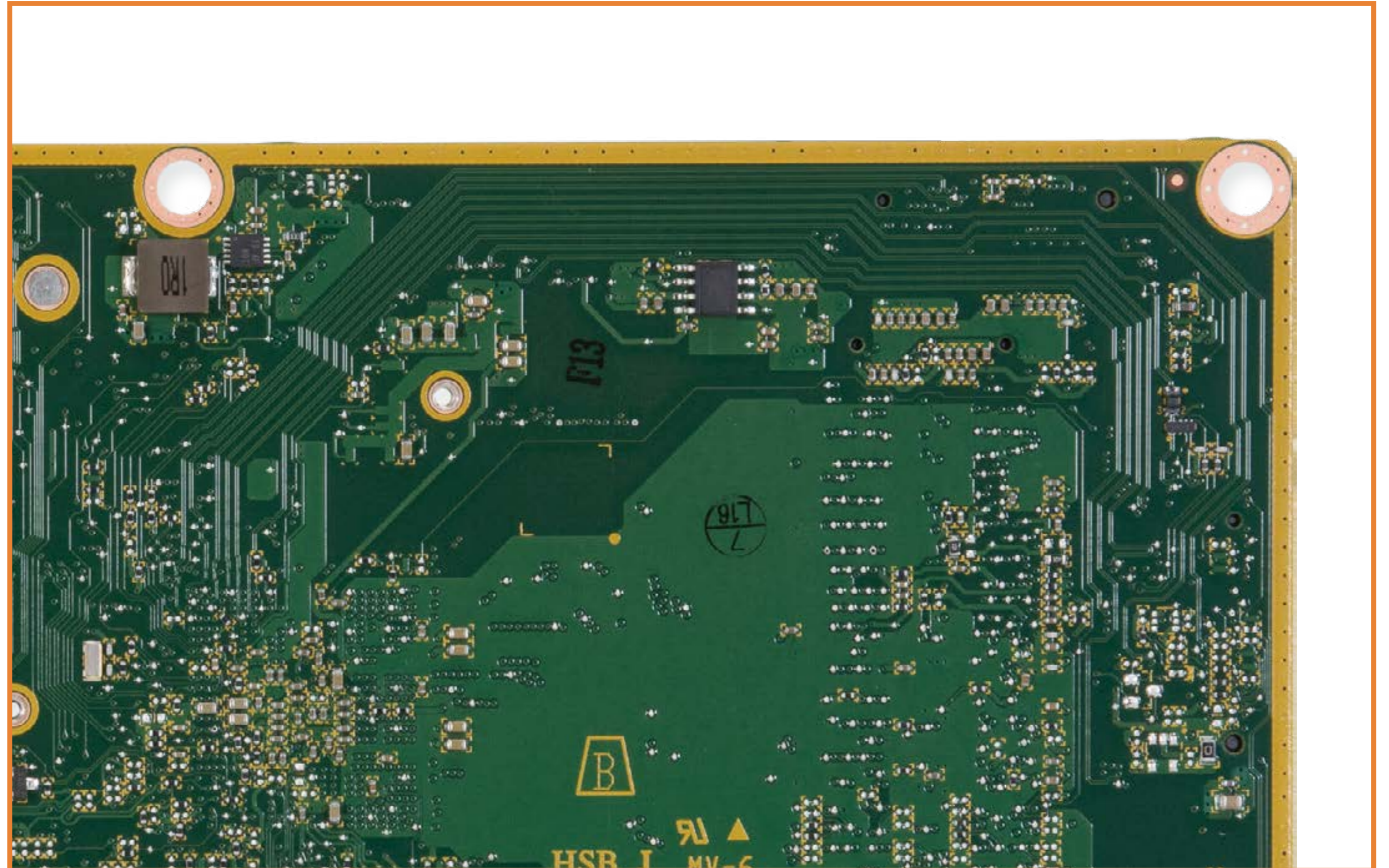
[Back to Views page](#)

[Back to Welcome page](#)



1 X 2 X 3 X **4 X**

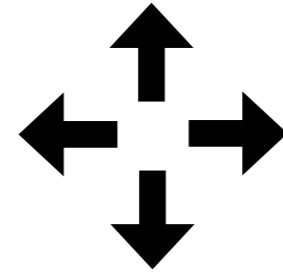
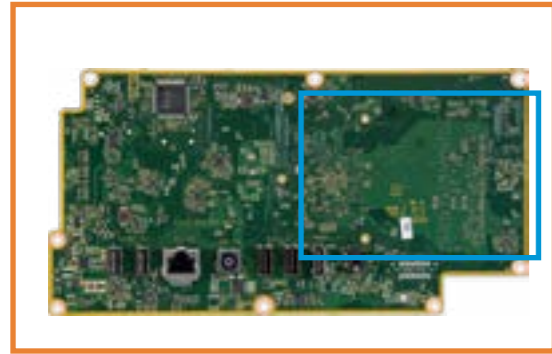
4 X Bottom View




[Back to Views page](#)

1. 2 USB 2.0 ports
2. RJ-45 (Ethernet) port
3. Power LED
4. DC power in
5. 2 USB 3.1 Gen 1 ports
6. HDMI out
7. Headphone/Microphone combo jack
8. Hard drive LED

[Back to Welcome page](#)

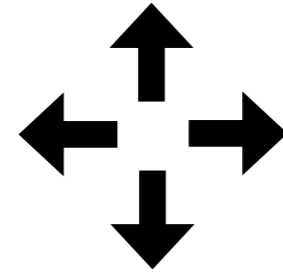



1 X 2 X 3 X **4 X**



[Back to Views page](#)


[Back to Welcome page](#)



1 X 2 X 3 X **4 X**

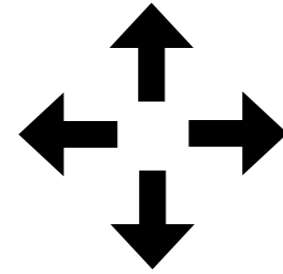

4 X Bottom View

1. 2 USB 2.0 ports
2. RJ-45 (Ethernet) port
3. Power LED
4. DC power in
5. 2 USB 3.1 Gen 1 ports
6. HDMI out
7. Headphone/Microphone combo jack
8. Hard drive LED



[Back to Views page](#)


[Back to Welcome page](#)



1 X 2 X 3 X **4 X**

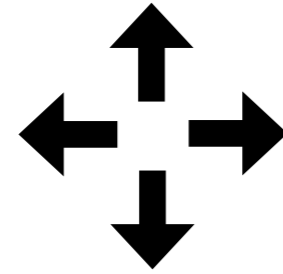

- 1. 2 USB 2.0 ports
- 2. RJ-45 (Ethernet) port
- 3. Power LED
- 4. DC power in
- 5. 2 USB 3.1 Gen 1 ports
- 6. HDMI out
- 7. Headphone/Microphone combo jack
- 8. Hard drive LED

4 X Bottom View



[Back to Views page](#)


[Back to Welcome page](#)



1 X 2 X 3 X **4 X**

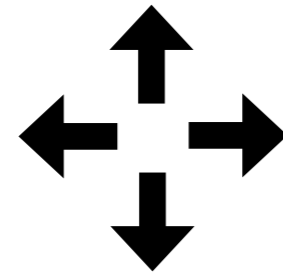
- 1. 2 USB 2.0 ports
- 2. RJ-45 (Ethernet) port
- 3. Power LED
- 4. DC power in
- 5. 2 USB 3.1 Gen 1 ports
- 6. HDMI out
- 7. Headphone/Microphone combo jack
- 8. Hard drive LED

4 X Bottom View



[Back to Views page](#)


[Back to Welcome page](#)



1 X 2 X 3 X **4 X**

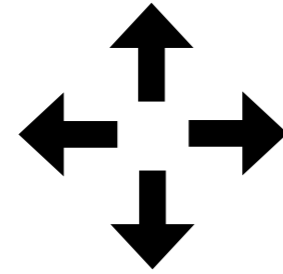
- 1. 2 USB 2.0 ports
- 2. RJ-45 (Ethernet) port
- 3. Power LED
- 4. DC power in
- 5. 2 USB 3.1 Gen 1 ports
- 6. HDMI out
- 7. Headphone/Microphone combo jack
- 8. Hard drive LED

4 X Bottom View



[Back to Views page](#)


[Back to Welcome page](#)



1 X 2 X 3 X **4 X**

- 1. 2 USB 2.0 ports
- 2. RJ-45 (Ethernet) port
- 3. Power LED
- 4. DC power in
- 5. 2 USB 3.1 Gen 1 ports
- 6. HDMI out
- 7. Headphone/Microphone combo jack
- 8. Hard drive LED

4 X Bottom View



[Back to Views page](#)