

Interactive System Board Viewer

HP EliteDesk 705 G4 MT (no/low)

Welcome to the interactive System Board for the
HP EliteDesk 705 G4 MT (no/low)

Here's how to use it...

[Zoomable View](#) (Click the link to navigate to the viewer)

On the Zoomable View page, you will find the viewer's zoom navigation links above the viewer on the left-hand side. You can choose from four levels of magnification: 1x, 2x, 3x, and 4x.

1x: The default magnification is 1x and at this magnification you can view the location of a feature by selecting it from the numbered list on the left.

2x, 3x, 4x: When you choose a greater magnification level, you use the navigation arrows and numbered features list to focus on the feature that you wish to review.

That's it!

Back to Welcome page





1 X View

1 X 2 X 3 X 4 X




Back to Welcome page



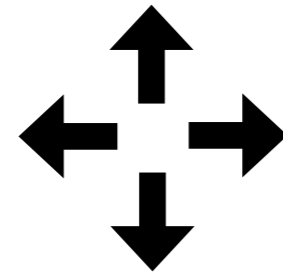
1 X **2 X** 3 X 4 X

2 X View

1. Optional PS/2 and serial port connector
2. Expansion card slots
3. RJ-45 (Ethernet) jack/USB 2.0 ports
4. USB 3.1 Gen1 ports
5. Optional port connector
6. DisplayPort connectors
7. Audio-in/Audio-out jacks
8. CPU power connector
9. CPU socket
10. CPU fan cable connector
11. SATA1 connector
12. Memory slots
13. SATA power connector
14. Power button LED
15. HDD activity LED
16. Headphone/microphone combo jack
17. Front USB 2.0 port (fast charging)
18. Front USB 2.0 port
19. Front USB 3.1 Gen2 ports
20. Front USB Type-C port
21. Main power connector
22. SATA2 and SATA3 connectors
23. RTC battery socket
24. Speaker cable connector
25. WLAN module slot
26. M.2 SSD slot
27. SATA power connector
28. Power command connector
29. SD card reader
30. Reset CMOS button
31. SATA0 connector
32. Clear system passwords jumper
33. Hood sensor




[Back to Welcome page](#)



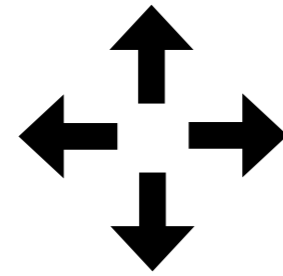
1 X **2 X** 3 X 4 X

2 X View




1. Optional PS/2 and serial port connector
2. Expansion card slots
3. RJ-45 (Ethernet) jack/USB 2.0 ports
4. USB 3.1 Gen1 ports
5. Optional port connector
6. DisplayPort connectors
7. Audio-in/Audio-out jacks
8. CPU power connector
9. CPU socket
10. CPU fan cable connector
11. SATA1 connector
12. Memory slots
13. SATA power connector
14. Power button LED
15. HDD activity LED
16. Headphone/microphone combo jack
17. Front USB 2.0 port (fast charging)
18. Front USB 2.0 port
19. Front USB 3.1 Gen2 ports
20. Front USB Type-C port
21. Main power connector
22. SATA2 and SATA3 connectors
23. RTC battery socket
24. Speaker cable connector
25. WLAN module slot
26. M.2 SSD slot
27. SATA power connector
28. Power command connector
29. SD card reader
30. Reset CMOS button
31. SATAO connector
32. Clear system passwords jumper
33. Hood sensor

Back to Welcome page




1 X 2 X 3 X 4 X

2 X View



1. Optional PS/2 and serial port connector
2. Expansion card slots
3. RJ-45 (Ethernet) jack/USB 2.0 ports
4. USB 3.1 Gen1 ports
5. Optional port connector
6. DisplayPort connectors
7. Audio-in/Audio-out jacks
8. CPU power connector
9. CPU socket
10. CPU fan cable connector
11. SATA1 connector
12. Memory slots
13. SATA power connector
14. Power button LED
15. HDD activity LED
16. Headphone/microphone combo jack
17. Front USB 2.0 port (fast charging)
18. Front USB 2.0 port
19. Front USB 3.1 Gen2 ports
20. Front USB Type-C port
21. Main power connector
22. SATA2 and SATA3 connectors
23. RTC battery socket
24. Speaker cable connector
25. WLAN module slot
26. M.2 SSD slot
27. SATA power connector
28. Power command connector
29. SD card reader
30. Reset CMOS button
31. SATA0 connector
32. Clear system passwords jumper
33. Hood sensor


Back to Welcome page




1 X **2 X** 3 X 4 X

2 X View

1. Optional PS/2 and serial port connector
2. Expansion card slots
3. RJ-45 (Ethernet) jack/USB 2.0 ports
4. USB 3.1 Gen1 ports
5. Optional port connector
6. DisplayPort connectors
7. Audio-in/Audio-out jacks
8. CPU power connector
9. CPU socket
10. CPU fan cable connector
11. SATA1 connector
12. Memory slots
13. SATA power connector
14. Power button LED
15. HDD activity LED
16. Headphone/microphone combo jack
17. Front USB 2.0 port (fast charging)
18. Front USB 2.0 port
19. Front USB 3.1 Gen2 ports
20. Front USB Type-C port
21. Main power connector
22. SATA2 and SATA3 connectors
23. RTC battery socket
24. Speaker cable connector
25. WLAN module slot
26. M.2 SSD slot
27. SATA power connector
28. Power command connector
29. SD card reader
30. Reset CMOS button
31. SATA0 connector
32. Clear system passwords jumper
33. Hood sensor




Back to Welcome page



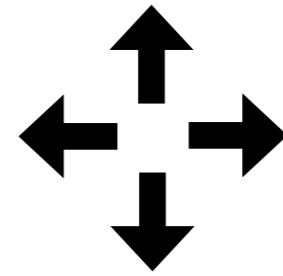
1 X 2 X **3 X** 4 X

3 X View

1. Optional PS/2 and serial port connector
2. Expansion card slots
3. RJ-45 (Ethernet) jack/USB 2.0 ports
4. USB 3.1 Gen1 ports
5. Optional port connector
6. DisplayPort connectors
7. Audio-in/Audio-out jacks
8. CPU power connector
9. CPU socket
10. CPU fan cable connector
11. SATA1 connector
12. Memory slots
13. SATA power connector
14. Power button LED
15. HDD activity LED
16. Headphone/microphone combo jack
17. Front USB 2.0 port (fast charging)
18. Front USB 2.0 port
19. Front USB 3.1 Gen2 ports
20. Front USB Type-C port
21. Main power connector
22. SATA2 and SATA3 connectors
23. RTC battery socket
24. Speaker cable connector
25. WLAN module slot
26. M.2 SSD slot
27. SATA power connector
28. Power command connector
29. SD card reader
30. Reset CMOS button
31. SATAO connector
32. Clear system passwords jumper
33. Hood sensor




[Back to Welcome page](#)



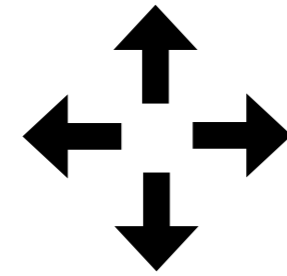
1 X 2 X **3 X** 4 X

3 X View




1. Optional PS/2 and serial port connector
2. Expansion card slots
3. RJ-45 (Ethernet) jack/USB 2.0 ports
4. USB 3.1 Gen1 ports
5. Optional port connector
6. DisplayPort connectors
7. Audio-in/Audio-out jacks
8. CPU power connector
9. CPU socket
10. CPU fan cable connector
11. SATA1 connector
12. Memory slots
13. SATA power connector
14. Power button LED
15. HDD activity LED
16. Headphone/microphone combo jack
17. Front USB 2.0 port (fast charging)
18. Front USB 2.0 port
19. Front USB 3.1 Gen2 ports
20. Front USB Type-C port
21. Main power connector
22. SATA2 and SATA3 connectors
23. RTC battery socket
24. Speaker cable connector
25. WLAN module slot
26. M.2 SSD slot
27. SATA power connector
28. Power command connector
29. SD card reader
30. Reset CMOS button
31. SATA0 connector
32. Clear system passwords jumper
33. Hood sensor

Back to Welcome page




1 X 2 X **3 X** 4 X

3 X View



- 1. Optional PS/2 and serial port connector
- 2. Expansion card slots
- 3. RJ-45 (Ethernet) jack/USB 2.0 ports
- 4. USB 3.1 Gen1 ports
- 5. Optional port connector
- 6. DisplayPort connectors
- 7. Audio-in/Audio-out jacks
- 8. CPU power connector
- 9. CPU socket
- 10. CPU fan cable connector
- 11. SATA1 connector
- 12. Memory slots
- 13. SATA power connector
- 14. Power button LED
- 15. HDD activity LED
- 16. Headphone/microphone combo jack
- 17. Front USB 2.0 port (fast charging)
- 18. Front USB 2.0 port
- 19. Front USB 3.1 Gen2 ports
- 20. Front USB Type-C port
- 21. Main power connector
- 22. SATA2 and SATA3 connectors
- 23. RTC battery socket
- 24. Speaker cable connector
- 25. WLAN module slot
- 26. M.2 SSD slot
- 27. SATA power connector
- 28. Power command connector
- 29. SD card reader
- 30. Reset CMOS button
- 31. SATA0 connector
- 32. Clear system passwords jumper
- 33. Hood sensor


Back to Welcome page



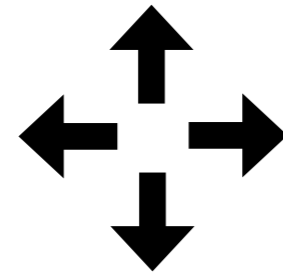
1 X 2 X **3 X** 4 X

3 X View

1. Optional PS/2 and serial port connector
2. Expansion card slots
3. RJ-45 (Ethernet) jack/USB 2.0 ports
4. USB 3.1 Gen1 ports
5. Optional port connector
6. DisplayPort connectors
7. Audio-in/Audio-out jacks
8. CPU power connector
9. CPU socket
10. CPU fan cable connector
11. SATA1 connector
12. Memory slots
13. SATA power connector
14. Power button LED
15. HDD activity LED
16. Headphone/microphone combo jack
17. Front USB 2.0 port (fast charging)
18. Front USB 2.0 port
19. Front USB 3.1 Gen2 ports
20. Front USB Type-C port
21. Main power connector
22. SATA2 and SATA3 connectors
23. RTC battery socket
24. Speaker cable connector
25. WLAN module slot
26. M.2 SSD slot
27. SATA power connector
28. Power command connector
29. SD card reader
30. Reset CMOS button
31. SATA0 connector
32. Clear system passwords jumper
33. Hood sensor




[Back to Welcome page](#)




1 X 2 X 3 X **4 X**

4 X View

1. Optional PS/2 and serial port connector
2. Expansion card slots
3. RJ-45 (Ethernet) jack/USB 2.0 ports
4. USB 3.1 Gen1 ports
5. Optional port connector
6. DisplayPort connectors
7. Audio-in/Audio-out jacks
8. CPU power connector
9. CPU socket
10. CPU fan cable connector
11. SATA1 connector
12. Memory slots
13. SATA power connector
14. Power button LED
15. HDD activity LED
16. Headphone/microphone combo jack
17. Front USB 2.0 port (fast charging)
18. Front USB 2.0 port
19. Front USB 3.1 Gen2 ports
20. Front USB Type-C port
21. Main power connector
22. SATA2 and SATA3 connectors
23. RTC battery socket
24. Speaker cable connector
25. WLAN module slot
26. M.2 SSD slot
27. SATA power connector
28. Power command connector
29. SD card reader
30. Reset CMOS button
31. SATA0 connector
32. Clear system passwords jumper
33. Hood sensor




[Back to Welcome page](#)



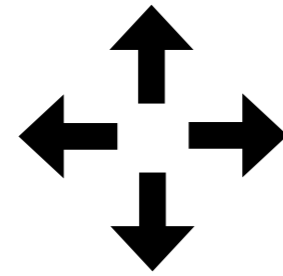
1 X 2 X 3 X **4 X**

4 X View




1. Optional PS/2 and serial port connector
2. Expansion card slots
3. RJ-45 (Ethernet) jack/USB 2.0 ports
4. USB 3.1 Gen1 ports
5. Optional port connector
6. DisplayPort connectors
7. Audio-in/Audio-out jacks
8. CPU power connector
9. CPU socket
10. CPU fan cable connector
11. SATA1 connector
12. Memory slots
13. SATA power connector
14. Power button LED
15. HDD activity LED
16. Headphone/microphone combo jack
17. Front USB 2.0 port (fast charging)
18. Front USB 2.0 port
19. Front USB 3.1 Gen2 ports
20. Front USB Type-C port
21. Main power connector
22. SATA2 and SATA3 connectors
23. RTC battery socket
24. Speaker cable connector
25. WLAN module slot
26. M.2 SSD slot
27. SATA power connector
28. Power command connector
29. SD card reader
30. Reset CMOS button
31. SATA0 connector
32. Clear system passwords jumper
33. Hood sensor

[Back to Welcome page](#)





1 X 2 X 3 X **4 X**

4 X View




1. Optional PS/2 and serial port connector
2. Expansion card slots
3. RJ-45 (Ethernet) jack/USB 2.0 ports
4. USB 3.1 Gen1 ports
5. Optional port connector
6. DisplayPort connectors
7. Audio-in/Audio-out jacks
8. CPU power connector
9. CPU socket
10. CPU fan cable connector
11. SATA1 connector
12. Memory slots
13. SATA power connector
14. Power button LED
15. HDD activity LED
16. Headphone/microphone combo jack
17. Front USB 2.0 port (fast charging)
18. Front USB 2.0 port
19. Front USB 3.1 Gen2 ports
20. Front USB Type-C port
21. Main power connector
22. SATA2 and SATA3 connectors
23. RTC battery socket
24. Speaker cable connector
25. WLAN module slot
26. M.2 SSD slot
27. SATA power connector
28. Power command connector
29. SD card reader
30. Reset CMOS button
31. SATA0 connector
32. Clear system passwords jumper
33. Hood sensor

[Back to Welcome page](#)



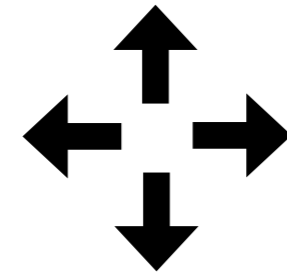
1 X 2 X 3 X **4 X**

4 X View




1. Optional PS/2 and serial port connector
2. Expansion card slots
3. RJ-45 (Ethernet) jack/USB 2.0 ports
4. USB 3.1 Gen1 ports
5. Optional port connector
6. DisplayPort connectors
7. Audio-in/Audio-out jacks
8. CPU power connector
9. CPU socket
10. CPU fan cable connector
11. SATA1 connector
12. Memory slots
13. SATA power connector
14. Power button LED
15. HDD activity LED
16. Headphone/microphone combo jack
17. Front USB 2.0 port (fast charging)
18. Front USB 2.0 port
19. Front USB 3.1 Gen2 ports
20. Front USB Type-C port
21. Main power connector
22. SATA2 and SATA3 connectors
23. RTC battery socket
24. Speaker cable connector
25. WLAN module slot
26. M.2 SSD slot
27. SATA power connector
28. Power command connector
29. SD card reader
30. Reset CMOS button
31. SATA0 connector
32. Clear system passwords jumper
33. Hood sensor

[Back to Welcome page](#)




1 X 2 X 3 X **4 X**

4 X View




1. Optional PS/2 and serial port connector
2. Expansion card slots
3. RJ-45 (Ethernet) jack/USB 2.0 ports
4. USB 3.1 Gen1 ports
5. Optional port connector
6. DisplayPort connectors
7. Audio-in/Audio-out jacks
8. CPU power connector
9. CPU socket
10. CPU fan cable connector
11. SATA1 connector
12. Memory slots
13. SATA power connector
14. Power button LED
15. HDD activity LED
16. Headphone/microphone combo jack
17. Front USB 2.0 port (fast charging)
18. Front USB 2.0 port
19. Front USB 3.1 Gen2 ports
20. Front USB Type-C port
21. Main power connector
22. SATA2 and SATA3 connectors
23. RTC battery socket
24. Speaker cable connector
25. WLAN module slot
26. M.2 SSD slot
27. SATA power connector
28. Power command connector
29. SD card reader
30. Reset CMOS button
31. SATA0 connector
32. Clear system passwords jumper
33. Hood sensor

Back to Welcome page




1 X 2 X 3 X **4 X**

4 X View



1. Optional PS/2 and serial port connector
2. Expansion card slots
3. RJ-45 (Ethernet) jack/USB 2.0 ports
4. USB 3.1 Gen1 ports
5. Optional port connector
6. DisplayPort connectors
7. Audio-in/Audio-out jacks
8. CPU power connector
9. CPU socket
10. CPU fan cable connector
11. SATA1 connector
12. Memory slots
13. SATA power connector
14. Power button LED
15. HDD activity LED
16. Headphone/microphone combo jack
17. Front USB 2.0 port (fast charging)
18. Front USB 2.0 port
19. Front USB 3.1 Gen2 ports
20. Front USB Type-C port
21. Main power connector
22. SATA2 and SATA3 connectors
23. RTC battery socket
24. Speaker cable connector
25. WLAN module slot
26. M.2 SSD slot
27. SATA power connector
28. Power command connector
29. SD card reader
30. Reset CMOS button
31. SATA0 connector
32. Clear system passwords jumper
33. Hood sensor


Back to Welcome page




1 X 2 X 3 X **4 X**

4 X View

1. Optional PS/2 and serial port connector
2. Expansion card slots
3. RJ-45 (Ethernet) jack/USB 2.0 ports
4. USB 3.1 Gen1 ports
5. Optional port connector
6. DisplayPort connectors
7. Audio-in/Audio-out jacks
8. CPU power connector
9. CPU socket
10. CPU fan cable connector
11. SATA1 connector
12. Memory slots
13. SATA power connector
14. Power button LED
15. HDD activity LED
16. Headphone/microphone combo jack
17. Front USB 2.0 port (fast charging)
18. Front USB 2.0 port
19. Front USB 3.1 Gen2 ports
20. Front USB Type-C port
21. Main power connector
22. SATA2 and SATA3 connectors
23. RTC battery socket
24. Speaker cable connector
25. WLAN module slot
26. M.2 SSD slot
27. SATA power connector
28. Power command connector
29. SD card reader
30. Reset CMOS button
31. SATA0 connector
32. Clear system passwords jumper
33. Hood sensor




Back to Welcome page



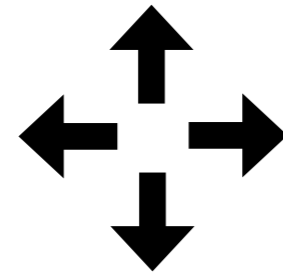

1 X 2 X 3 X **4 X**

4 X View

1. Optional PS/2 and serial port connector
2. Expansion card slots
3. RJ-45 (Ethernet) jack/USB 2.0 ports
4. USB 3.1 Gen1 ports
5. Optional port connector
6. DisplayPort connectors
7. Audio-in/Audio-out jacks
8. CPU power connector
9. CPU socket
10. CPU fan cable connector
11. SATA1 connector
12. Memory slots
13. SATA power connector
14. Power button LED
15. HDD activity LED
16. Headphone/microphone combo jack
17. Front USB 2.0 port (fast charging)
18. Front USB 2.0 port
19. Front USB 3.1 Gen2 ports
20. Front USB Type-C port
21. Main power connector
22. SATA2 and SATA3 connectors
23. RTC battery socket
24. Speaker cable connector
25. WLAN module slot
26. M.2 SSD slot
27. SATA power connector
28. Power command connector
29. SD card reader
30. Reset CMOS button
31. SATAO connector
32. Clear system passwords jumper
33. Hood sensor




Back to Welcome page



1 X 2 X 3 X **4 X**

4 X View



1. Optional PS/2 and serial port connector
2. Expansion card slots
3. RJ-45 (Ethernet) jack/USB 2.0 ports
4. USB 3.1 Gen1 ports
5. Optional port connector
6. DisplayPort connectors
7. Audio-in/Audio-out jacks
8. CPU power connector
9. CPU socket
10. CPU fan cable connector
11. SATA1 connector
12. Memory slots
13. SATA power connector
14. Power button LED
15. HDD activity LED
16. Headphone/microphone combo jack
17. Front USB 2.0 port (fast charging)
18. Front USB 2.0 port
19. Front USB 3.1 Gen2 ports
20. Front USB Type-C port
21. Main power connector
22. SATA2 and SATA3 connectors
23. RTC battery socket
24. Speaker cable connector
25. WLAN module slot
26. M.2 SSD slott
27. SATA power connector
28. Power command connector
29. SD card reader
30. Reset CMOS button
31. SATAO connector
32. Clear system passwords jumper
33. Hood sensor