

# Interactive System Board Viewer

## HP All-in-One PC 22-c0000 series

Welcome to the interactive System Board for the  
HP All-in-One PC 22-c0000 series

### Here's how to use it...

#### Views:

On this page you will find thumbnail images of the top and bottom views of this product. To view a specific view in greater detail, simply click that view.

#### Zoomable View:

On the Zoomable View page, you will find the viewer's zoom navigation links above the viewer on the left-hand side. You can choose from four levels of magnification: 1x, 2x, 3x, and 4x.


**1x:** The default magnification is 1x and at this magnification you can view the location of a feature by selecting it from the numbered list on the left.

**2x, 3x, 4x:** When you choose a greater magnification level, you use the navigation arrows and numbered features list to focus on the feature that you wish to review.


**That's it! On every page there is a link that brings you back to either this Welcome page or the Views page, enabling you to navigate to whatever view you wish to review.**

[Back to Welcome page](#)

# Views




Top



Bottom




[Back to Welcome page](#)



# 1 X Top View

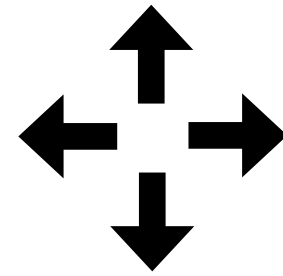
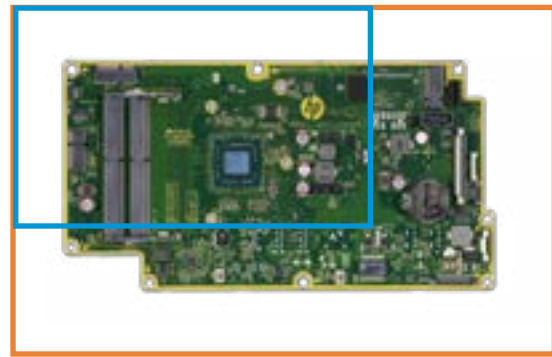
**1 X** 2 X 3 X 4 X



[Back to Views page](#)

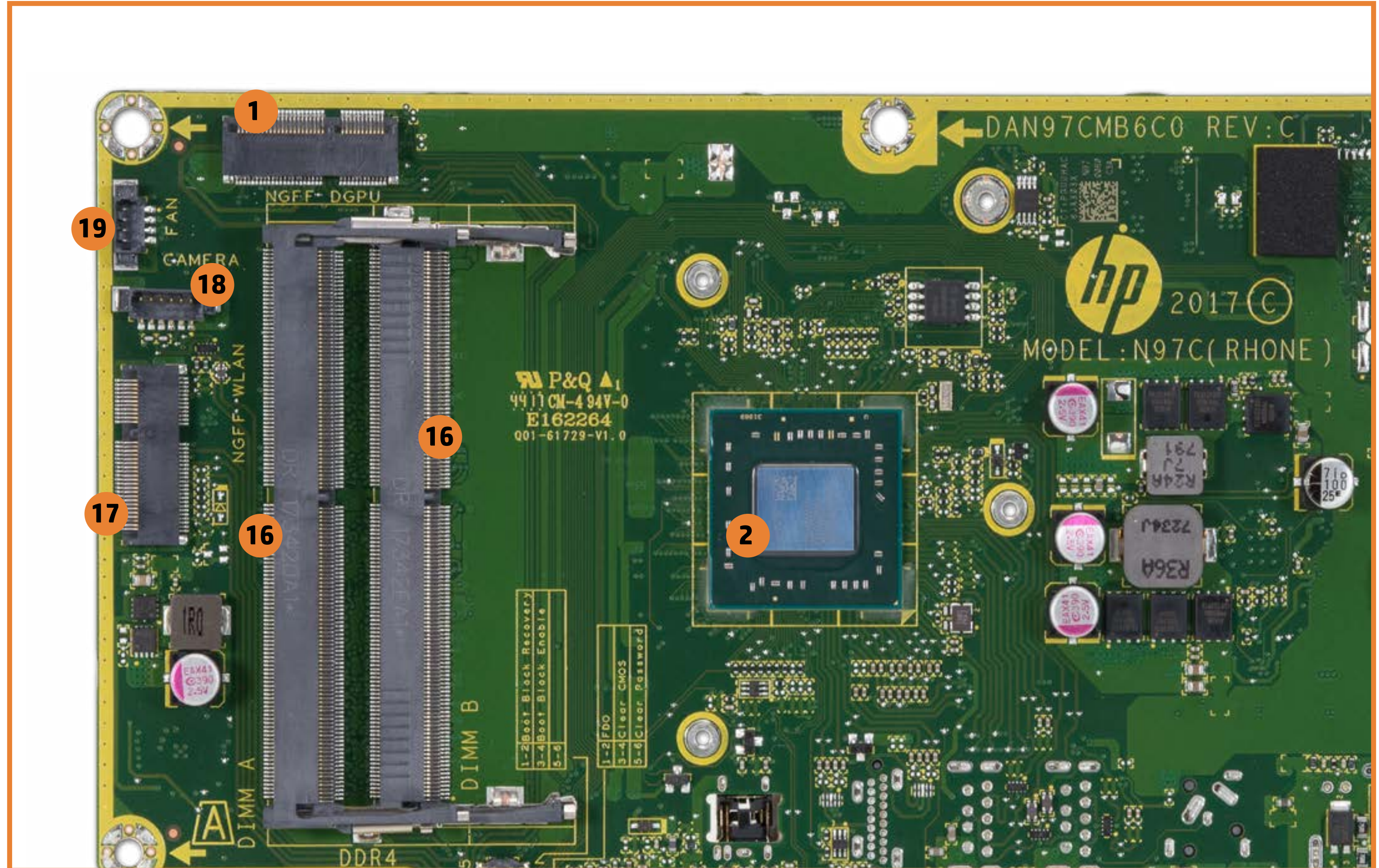


[Back to Welcome page](#)



1 X **2 X** 3 X 4 X

## 2 X Top View

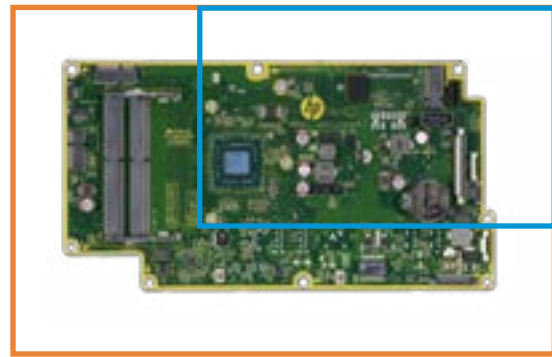


[Back to Views page](#)

1. M.2 graphics card connector
2. CPU
3. M.2 SSD socket
4. HDD power connector
5. SATA HDD connector
6. LVDS connector
7. ODD power and data connector
8. Fan connector
9. Touch control connector
10. Card reader/Power button board connector
11. Backlight connector
12. RTC battery
13. Speakers (right)
14. Speakers (left)
15. CMOS and Password jumpers
16. 2 DDR4 SODIMM sockets
17. M.2 WLAN socket
18. Webcam/microphone connector
19. Fan connector




[Back to Welcome page](#)



1 X **2 X** 3 X 4 X

## 2 X Top View





1. M.2 graphics card connector
2. CPU
3. M.2 SSD socket
4. HDD power connector
5. SATA HDD connector
6. LVDS connector
7. ODD power and data connector
8. Fan connector
9. Touch control connector
10. Card reader/Power button board connector
11. Backlight connector
12. RTC battery
13. Speakers (right)
14. Speakers (left)
15. CMOS and Password jumpers
16. 2 DDR4 SODIMM sockets
17. M.2 WLAN socket
18. Webcam/microphone connector
19. Fan connector

[Back to Views page](#)




[Back to Welcome page](#)



1 X **2 X** 3 X 4 X

## 2 X Top View

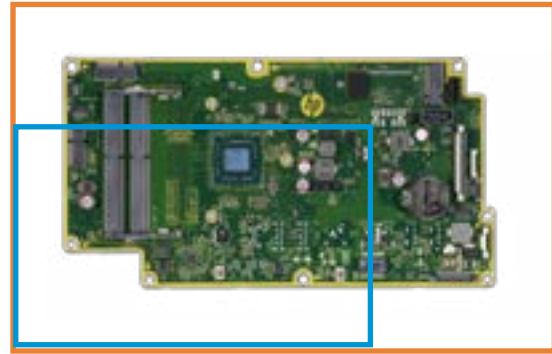


1. M.2 graphics card connector
2. CPU
3. M.2 SSD socket
4. HDD power connector
5. SATA HDD connector
6. LVDS connector
7. ODD power and data connector
8. Fan connector
9. Touch control connector
10. Card reader/Power button board connector
11. Backlight connector
12. RTC battery
13. Speakers (right)
14. Speakers (left)
15. CMOS and Password jumpers
16. 2 DDR4 SODIMM sockets
17. M.2 WLAN socket
18. Webcam/microphone connector
19. Fan connector

[Back to Views page](#)



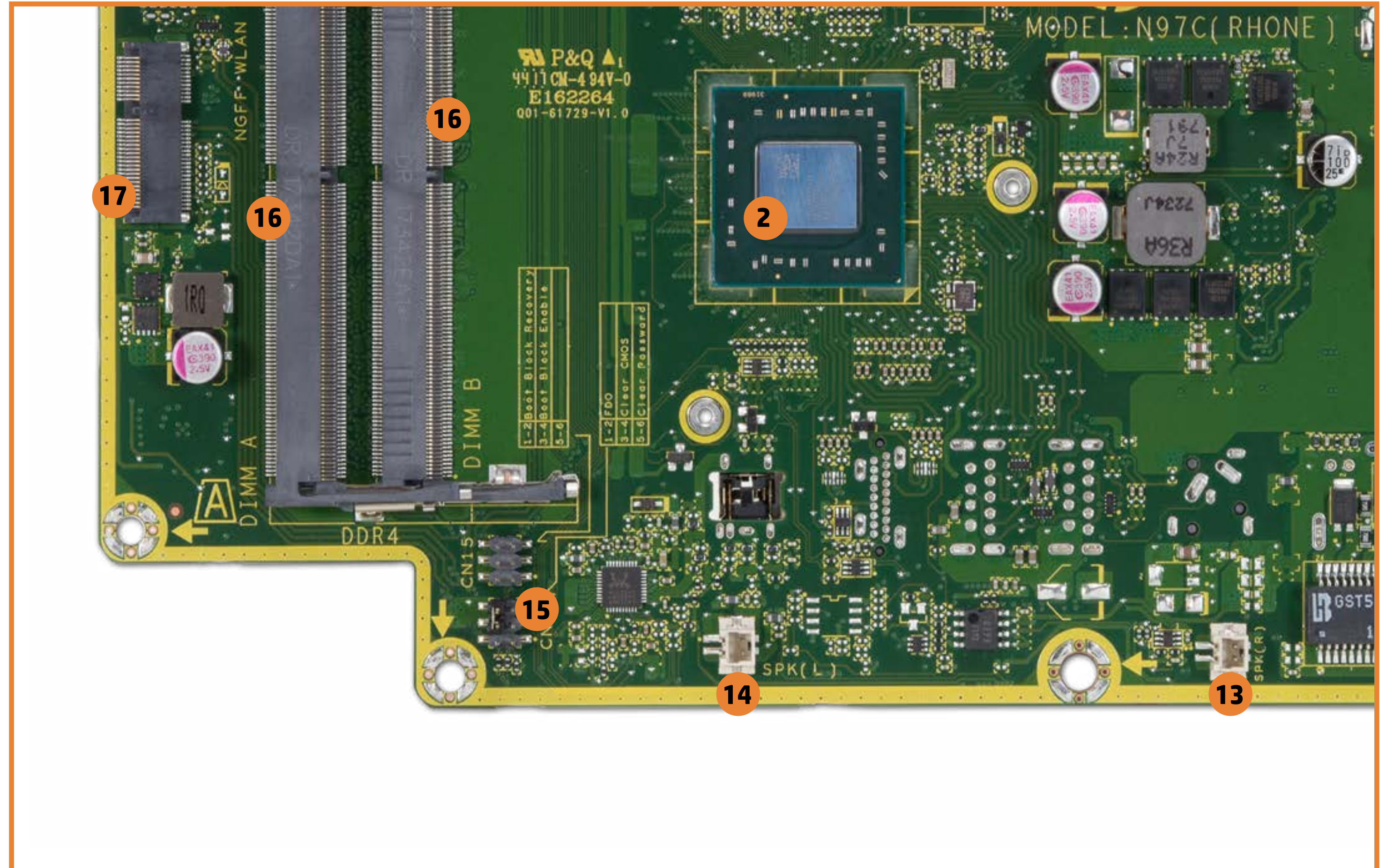
[Back to Welcome page](#)



1 X **2 X** 3 X 4 X

## 2 X Top View

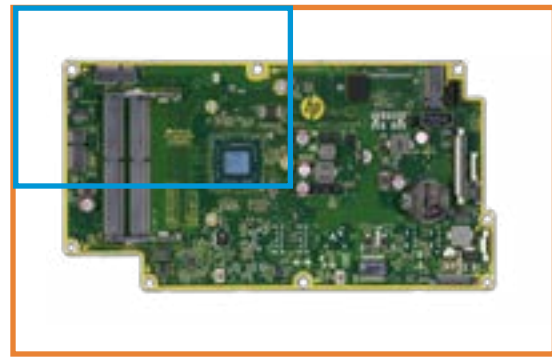
1. M.2 graphics card connector
2. CPU
3. M.2 SSD socket
4. HDD power connector
5. SATA HDD connector
6. LVDS connector
7. ODD power and data connector
8. Fan connector
9. Touch control connector
10. Card reader/Power button board connector
11. Backlight connector
12. RTC battery
13. Speakers (right)
14. Speakers (left)
15. CMOS and Password jumpers
16. 2 DDR4 SODIMM sockets
17. M.2 WLAN socket
18. Webcam/microphone connector
19. Fan connector



[Back to Views page](#)




[Back to Welcome page](#)



1 X 2 X **3 X** 4 X

## 3 X Top View

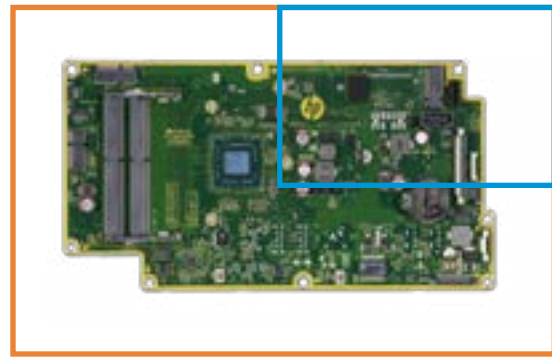
1. M.2 graphics card connector
2. CPU
3. M.2 SSD socket
4. HDD power connector
5. SATA HDD connector
6. LVDS connector
7. ODD power and data connector
8. Fan connector
9. Touch control connector
10. Card reader/Power button board connector
11. Backlight connector
12. RTC battery
13. Speakers (right)
14. Speakers (left)
15. CMOS and Password jumpers
16. 2 DDR4 SODIMM sockets
17. M.2 WLAN socket
18. Webcam/microphone connector
19. Fan connector



[Back to Views page](#)




[Back to Welcome page](#)



1 X 2 X **3 X** 4 X

## 3 X Top View

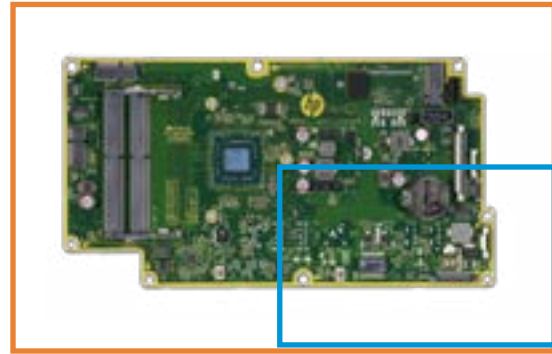


1. M.2 graphics card connector
2. CPU
3. M.2 SSD socket
4. HDD power connector
5. SATA HDD connector
6. LVDS connector
7. ODD power and data connector
8. Fan connector
9. Touch control connector
10. Card reader/Power button board connector
11. Backlight connector
12. RTC battery
13. Speakers (right)
14. Speakers (left)
15. CMOS and Password jumpers
16. 2 DDR4 SODIMM sockets
17. M.2 WLAN socket
18. Webcam/microphone connector
19. Fan connector

[Back to Views page](#)




[Back to Welcome page](#)



1 X 2 X **3 X** 4 X

## 3 X Top View

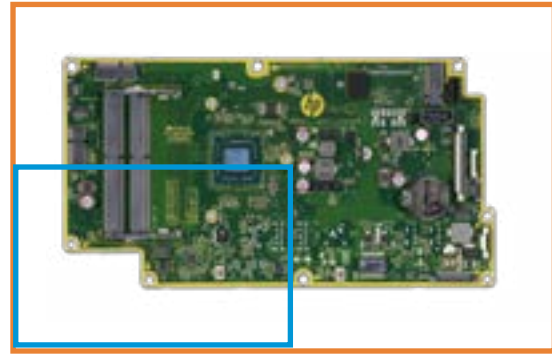


1. M.2 graphics card connector
2. CPU
3. M.2 SSD socket
4. HDD power connector
5. SATA HDD connector
6. LVDS connector
7. ODD power and data connector
8. Fan connector
9. Touch control connector
10. Card reader/Power button board connector
11. Backlight connector
12. RTC battery
13. Speakers (right)
14. Speakers (left)
15. CMOS and Password jumpers
16. 2 DDR4 SODIMM sockets
17. M.2 WLAN socket
18. Webcam/microphone connector
19. Fan connector

[Back to Views page](#)




[Back to Welcome page](#)



1 X 2 X **3 X** 4 X

## 3 X Top View

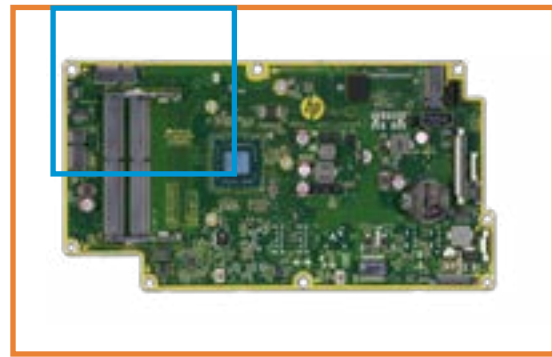


1. M.2 graphics card connector
2. CPU
3. M.2 SSD socket
4. HDD power connector
5. SATA HDD connector
6. LVDS connector
7. ODD power and data connector
8. Fan connector
9. Touch control connector
10. Card reader/Power button board connector
11. Backlight connector
12. RTC battery
13. Speakers (right)
14. Speakers (left)
15. CMOS and Password jumpers
16. 2 DDR4 SODIMM sockets
17. M.2 WLAN socket
18. Webcam/microphone connector
19. Fan connector

[Back to Views page](#)



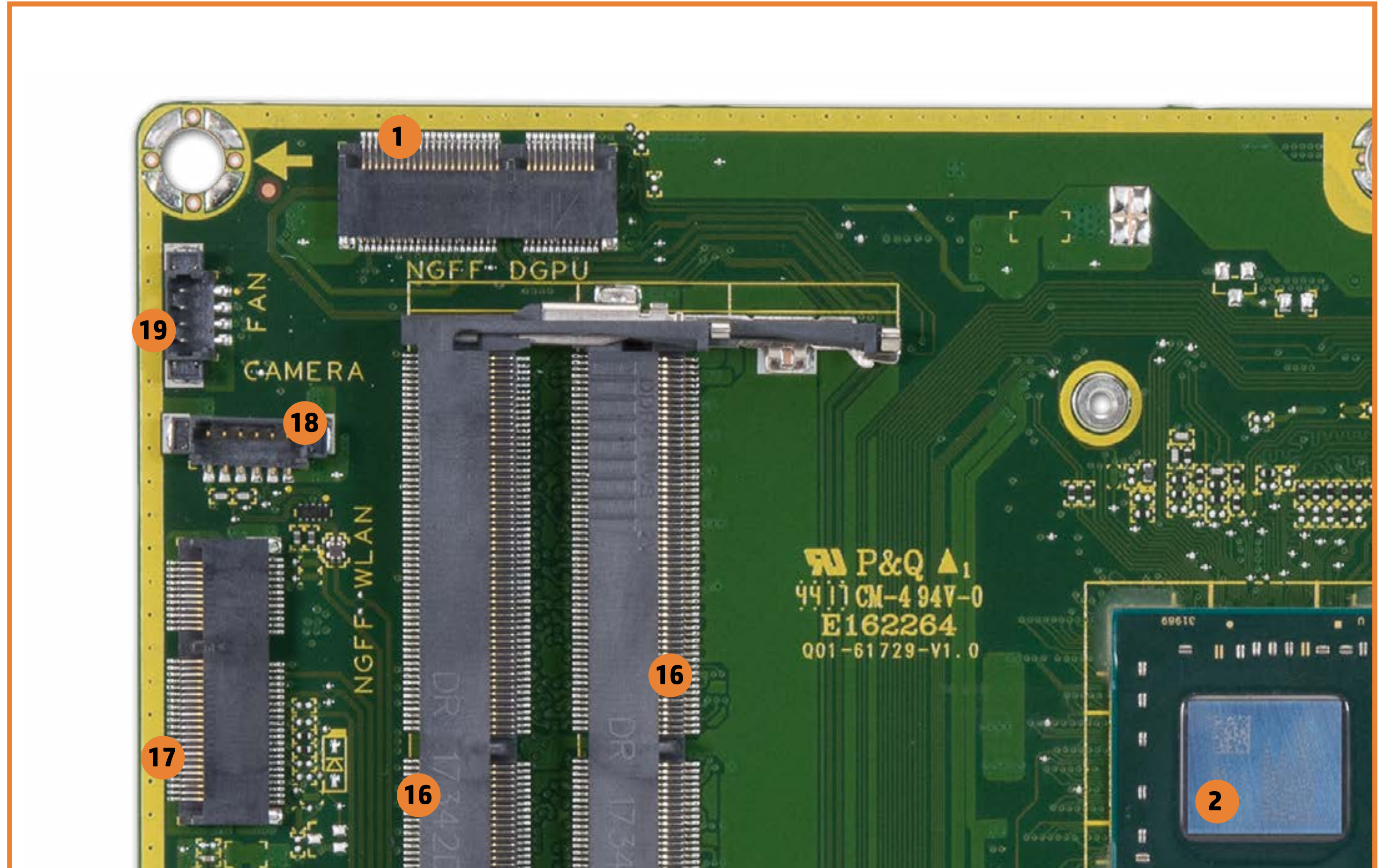
[Back to Welcome page](#)



1 X 2 X 3 X **4 X**

## 4 X Top View

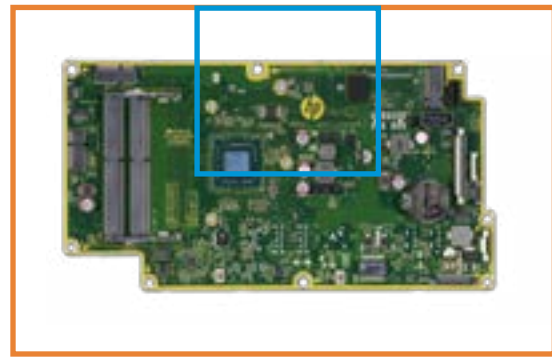
1. M.2 graphics card connector
2. CPU
3. M.2 SSD socket
4. HDD power connector
5. SATA HDD connector
6. LVDS connector
7. ODD power and data connector
8. Fan connector
9. Touch control connector
10. Card reader/Power button board connector
11. Backlight connector
12. RTC battery
13. Speakers (right)
14. Speakers (left)
15. CMOS and Password jumpers
16. 2 DDR4 SODIMM sockets
17. M.2 WLAN socket
18. Webcam/microphone connector
19. Fan connector



[Back to Views page](#)




[Back to Welcome page](#)



1 X 2 X 3 X **4 X**

## 4 X Top View

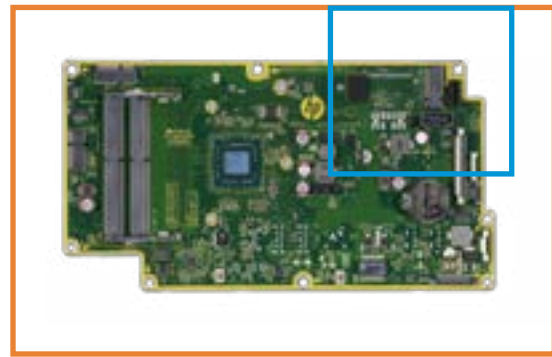


1. M.2 graphics card connector
2. CPU
3. M.2 SSD socket
4. HDD power connector
5. SATA HDD connector
6. LVDS connector
7. ODD power and data connector
8. Fan connector
9. Touch control connector
10. Card reader/Power button board connector
11. Backlight connector
12. RTC battery
13. Speakers (right)
14. Speakers (left)
15. CMOS and Password jumpers
16. 2 DDR4 SODIMM sockets
17. M.2 WLAN socket
18. Webcam/microphone connector
19. Fan connector

[Back to Views page](#)




[Back to Welcome page](#)



1 X 2 X 3 X **4 X**

## 4 X Top View

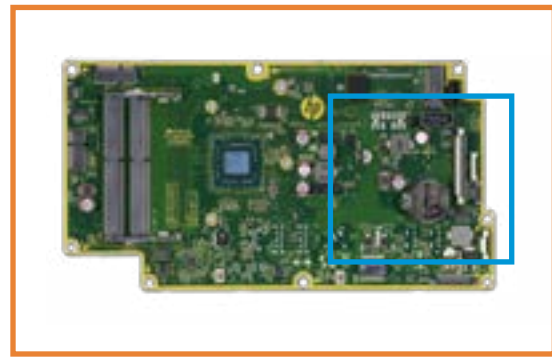


1. M.2 graphics card connector
2. CPU
3. M.2 SSD socket
4. HDD power connector
5. SATA HDD connector
6. LVDS connector
7. ODD power and data connector
8. Fan connector
9. Touch control connector
10. Card reader/Power button board connector
11. Backlight connector
12. RTC battery
13. Speakers (right)
14. Speakers (left)
15. CMOS and Password jumpers
16. 2 DDR4 SODIMM sockets
17. M.2 WLAN socket
18. Webcam/microphone connector
19. Fan connector

[Back to Views page](#)




[Back to Welcome page](#)



1 X 2 X 3 X **4 X**

## 4 X Top View

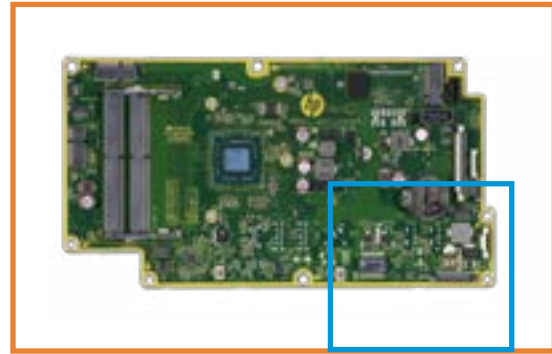


1. M.2 graphics card connector
2. CPU
3. M.2 SSD socket
4. HDD power connector
5. SATA HDD connector
6. LVDS connector
7. ODD power and data connector
8. Fan connector
9. Touch control connector
10. Card reader/Power button board connector
11. Backlight connector
12. RTC battery
13. Speakers (right)
14. Speakers (left)
15. CMOS and Password jumpers
16. 2 DDR4 SODIMM sockets
17. M.2 WLAN socket
18. Webcam/microphone connector
19. Fan connector

[Back to Views page](#)




[Back to Welcome page](#)



1 X 2 X 3 X **4 X**

## 4 X Top View

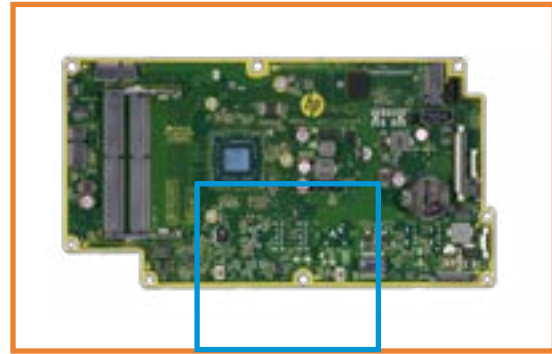


1. M.2 graphics card connector
2. CPU
3. M.2 SSD socket
4. HDD power connector
5. SATA HDD connector
6. LVDS connector
7. ODD power and data connector
8. Fan connector
9. Touch control connector
10. Card reader/Power button board connector
11. Backlight connector
12. RTC battery
13. Speakers (right)
14. Speakers (left)
15. CMOS and Password jumpers
16. 2 DDR4 SODIMM sockets
17. M.2 WLAN socket
18. Webcam/microphone connector
19. Fan connector

[Back to Views page](#)




[Back to Welcome page](#)



1 X 2 X 3 X **4 X**

## 4 X Top View

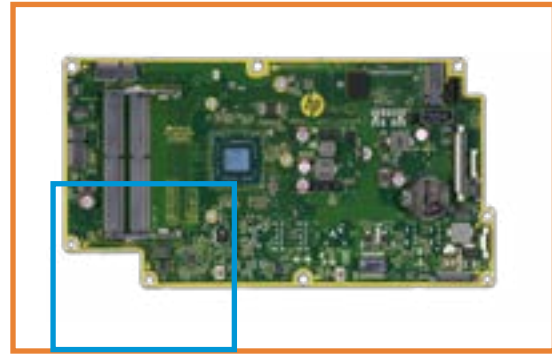


1. M.2 graphics card connector
2. CPU
3. M.2 SSD socket
4. HDD power connector
5. SATA HDD connector
6. LVDS connector
7. ODD power and data connector
8. Fan connector
9. Touch control connector
10. Card reader/Power button board connector
11. Backlight connector
12. RTC battery
13. Speakers (right)
14. Speakers (left)
15. CMOS and Password jumpers
16. 2 DDR4 SODIMM sockets
17. M.2 WLAN socket
18. Webcam/microphone connector
19. Fan connector

[Back to Views page](#)



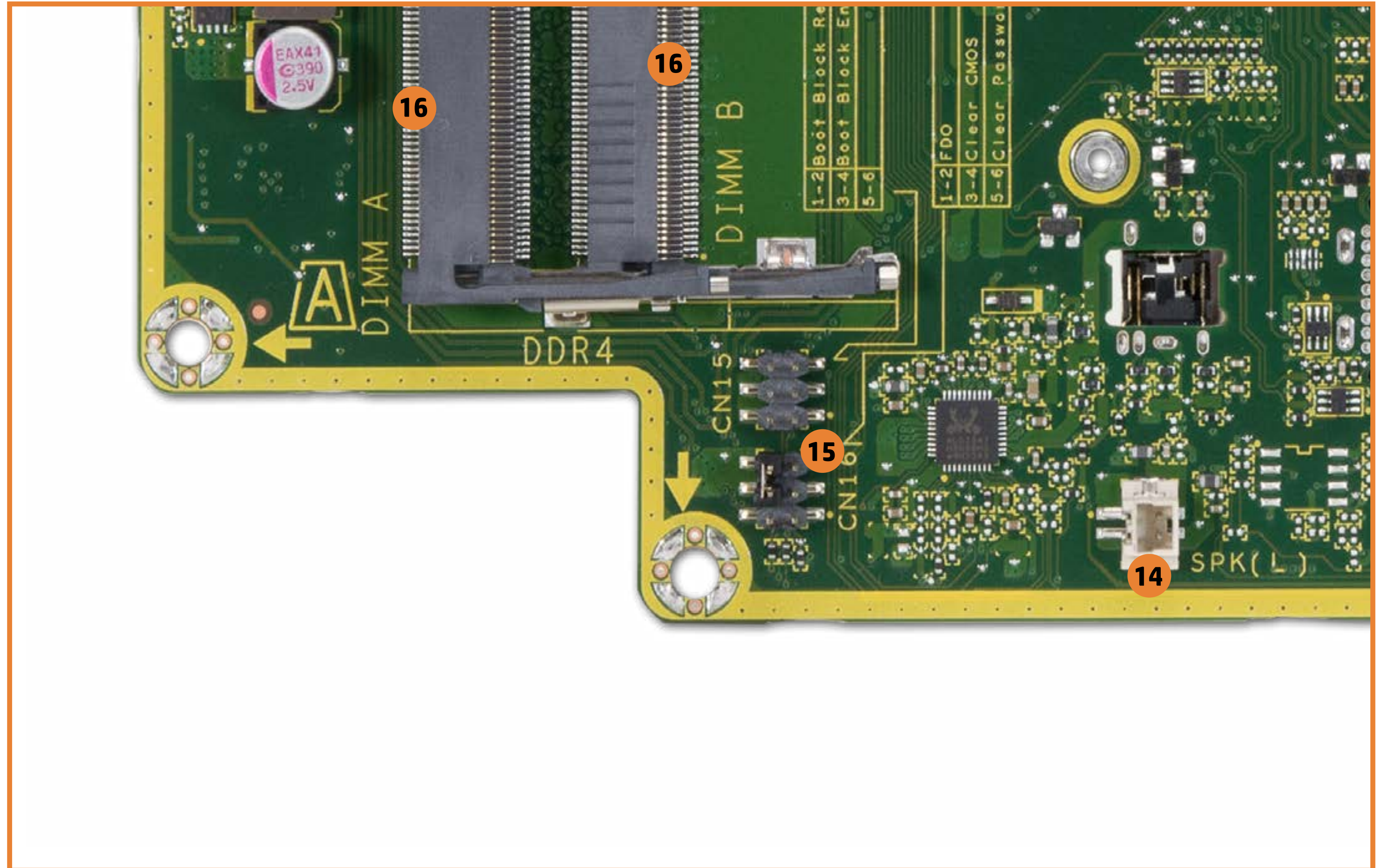
[Back to Welcome page](#)



1 X 2 X 3 X **4 X**

## 4 X Top View

1. M.2 graphics card connector
2. CPU
3. M.2 SSD socket
4. HDD power connector
5. SATA HDD connector
6. LVDS connector
7. ODD power and data connector
8. Fan connector
9. Touch control connector
10. Card reader/Power button board connector
11. Backlight connector
12. RTC battery
13. Speakers (right)
14. Speakers (left)
15. CMOS and Password jumpers
16. 2 DDR4 SODIMM sockets
17. M.2 WLAN socket
18. Webcam/microphone connector
19. Fan connector



[Back to Views page](#)



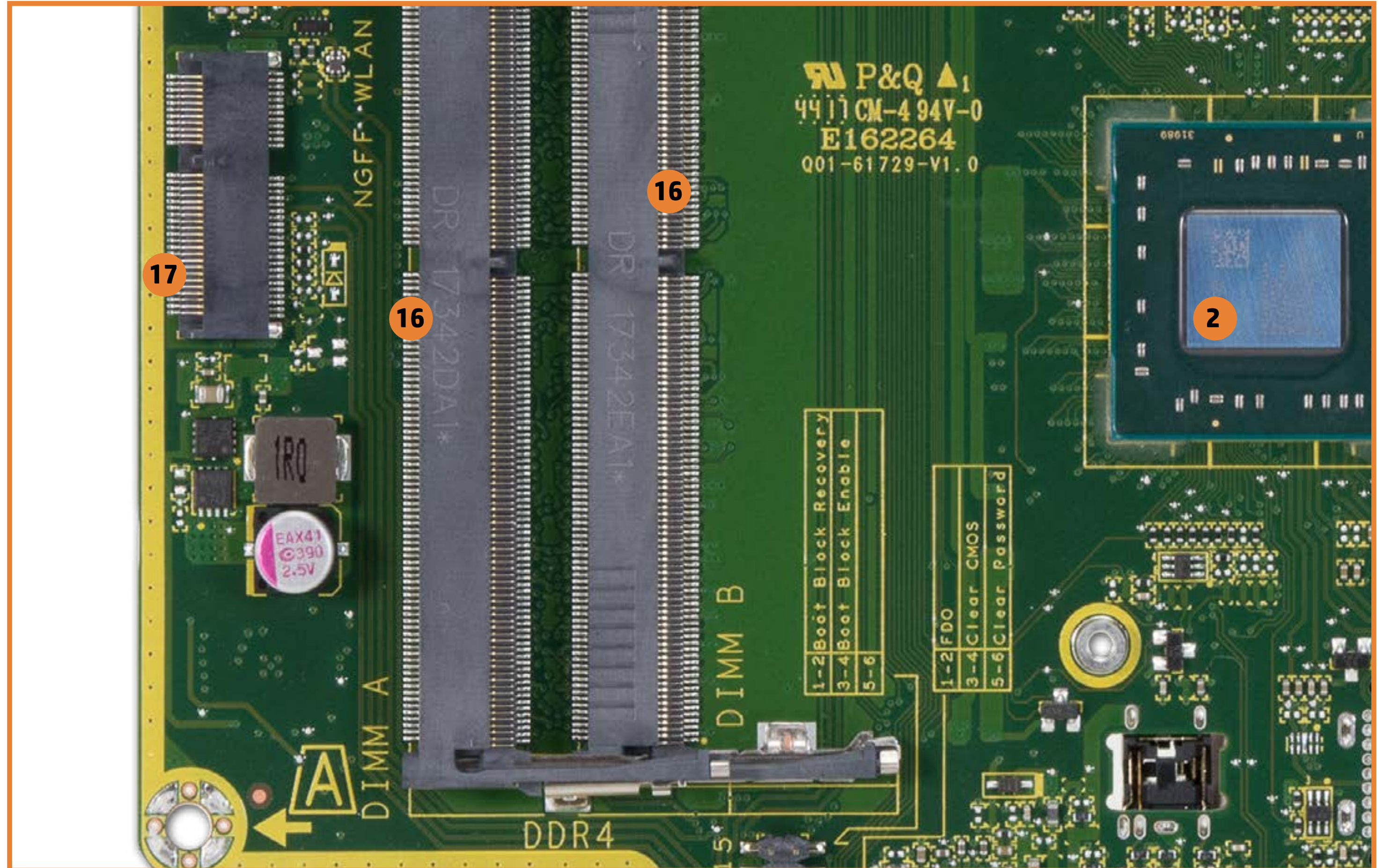
[Back to Welcome page](#)



1 X 2 X 3 X **4 X**

## 4 X Top View

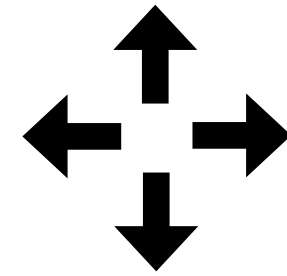

1. M.2 graphics card connector
2. CPU
3. M.2 SSD socket
4. HDD power connector
5. SATA HDD connector
6. LVDS connector
7. ODD power and data connector
8. Fan connector
9. Touch control connector
10. Card reader/Power button board connector
11. Backlight connector
12. RTC battery
13. Speakers (right)
14. Speakers (left)
15. CMOS and Password jumpers
16. 2 DDR4 SODIMM sockets
17. M.2 WLAN socket
18. Webcam/microphone connector
19. Fan connector



[Back to Views page](#)




[Back to Welcome page](#)



1 X 2 X 3 X **4 X**

## 4 X Top View




1. M.2 graphics card connector
2. CPU
3. M.2 SSD socket
4. HDD power connector
5. SATA HDD connector
6. LVDS connector
7. ODD power and data connector
8. Fan connector
9. Touch control connector
10. Card reader/Power button board connector
11. Backlight connector
12. RTC battery
13. Speakers (right)
14. Speakers (left)
15. CMOS and Password jumpers
16. 2 DDR4 SODIMM sockets
17. M.2 WLAN socket
18. Webcam/microphone connector
19. Fan connector

[Back to Views page](#)




[Back to Welcome page](#)



# 1 X Bottom View

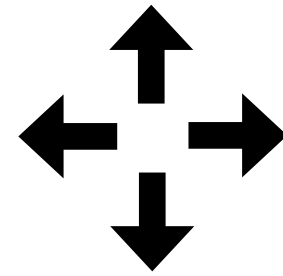
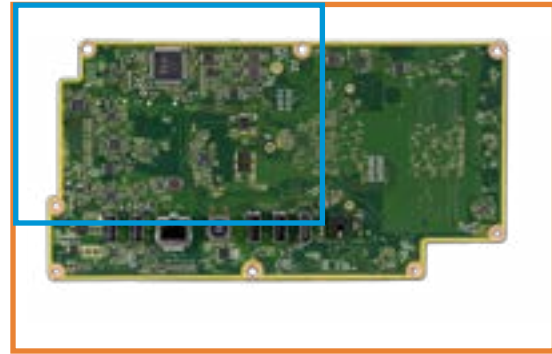
**1 X** 2 X 3 X 4 X



[Back to Views page](#)




[Back to Welcome page](#)



1 X **2 X** 3 X 4 X

1. Power LED
2. Hard drive LED
3. Headphone/Microphone combo jack
4. HDMI out
5. 2 USB 3.1 Gen2 ports
6. DC power in
7. RJ-45 (Ethernet) port
8. 2 USB 2.0 ports


## 2 X Bottom View



[Back to Views page](#)



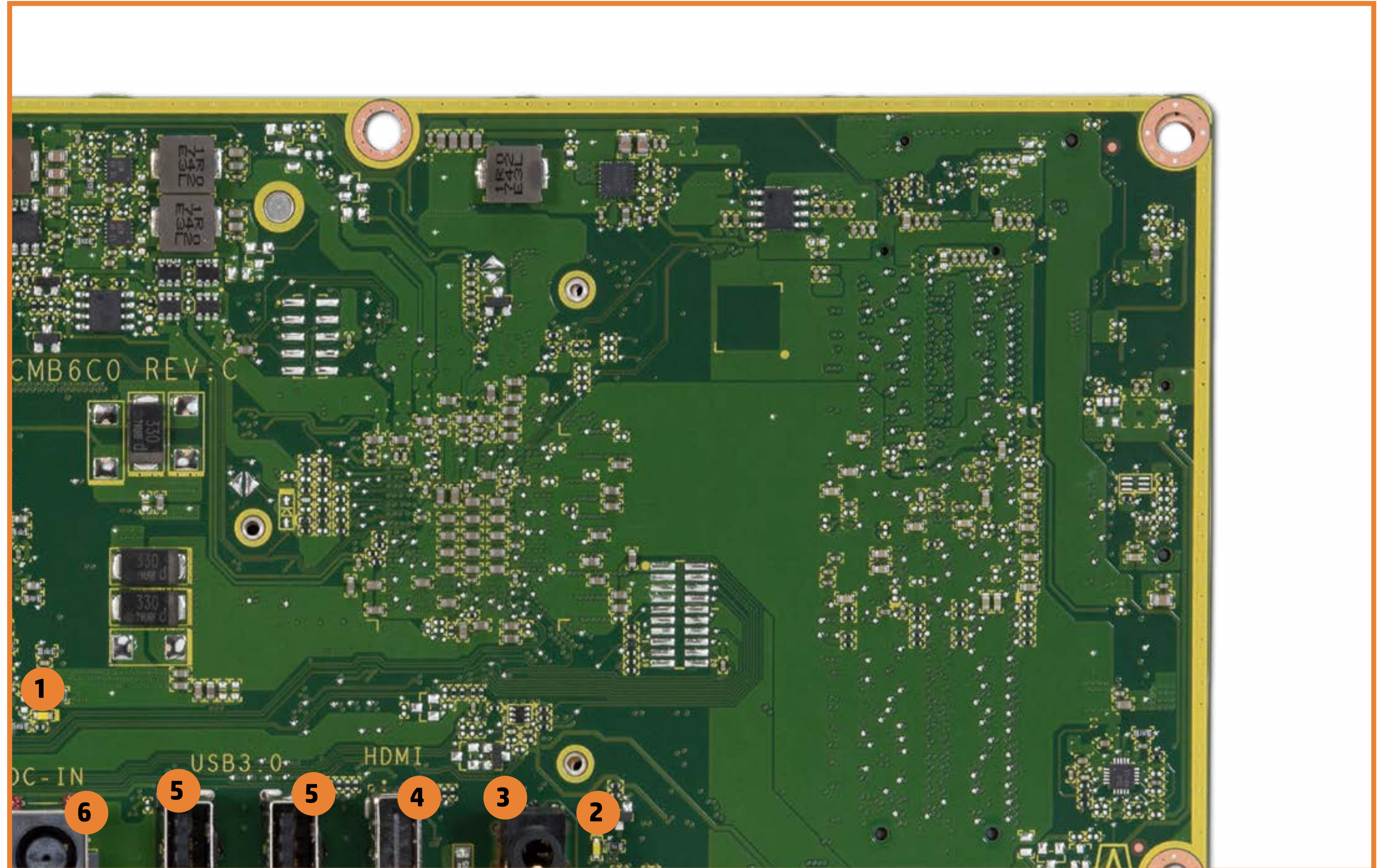
[Back to Welcome page](#)



1 X **2 X** 3 X 4 X

## 2 X Bottom View


1. Power LED
2. Hard drive LED
3. Headphone/Microphone combo jack
4. HDMI out
5. 2 USB 3.1 Gen2 ports
6. DC power in
7. RJ-45 (Ethernet) port
8. 2 USB 2.0 ports



[Back to Views page](#)



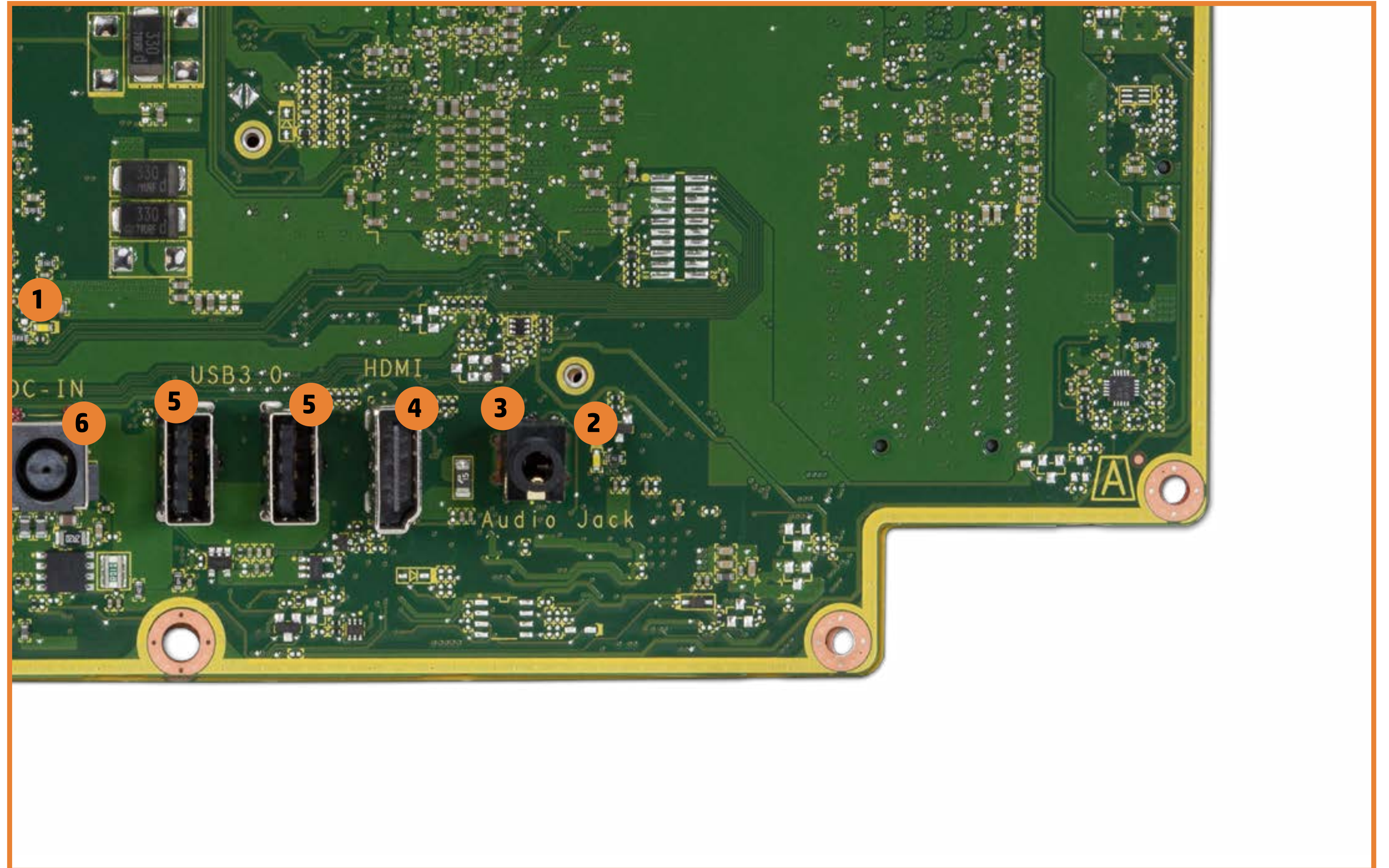
[Back to Welcome page](#)



1 X **2 X** 3 X 4 X

## 2 X Bottom View


1. Power LED
2. Hard drive LED
3. Headphone/Microphone combo jack
4. HDMI out
5. 2 USB 3.1 Gen2 ports
6. DC power in
7. RJ-45 (Ethernet) port
8. 2 USB 2.0 ports



[Back to Views page](#)



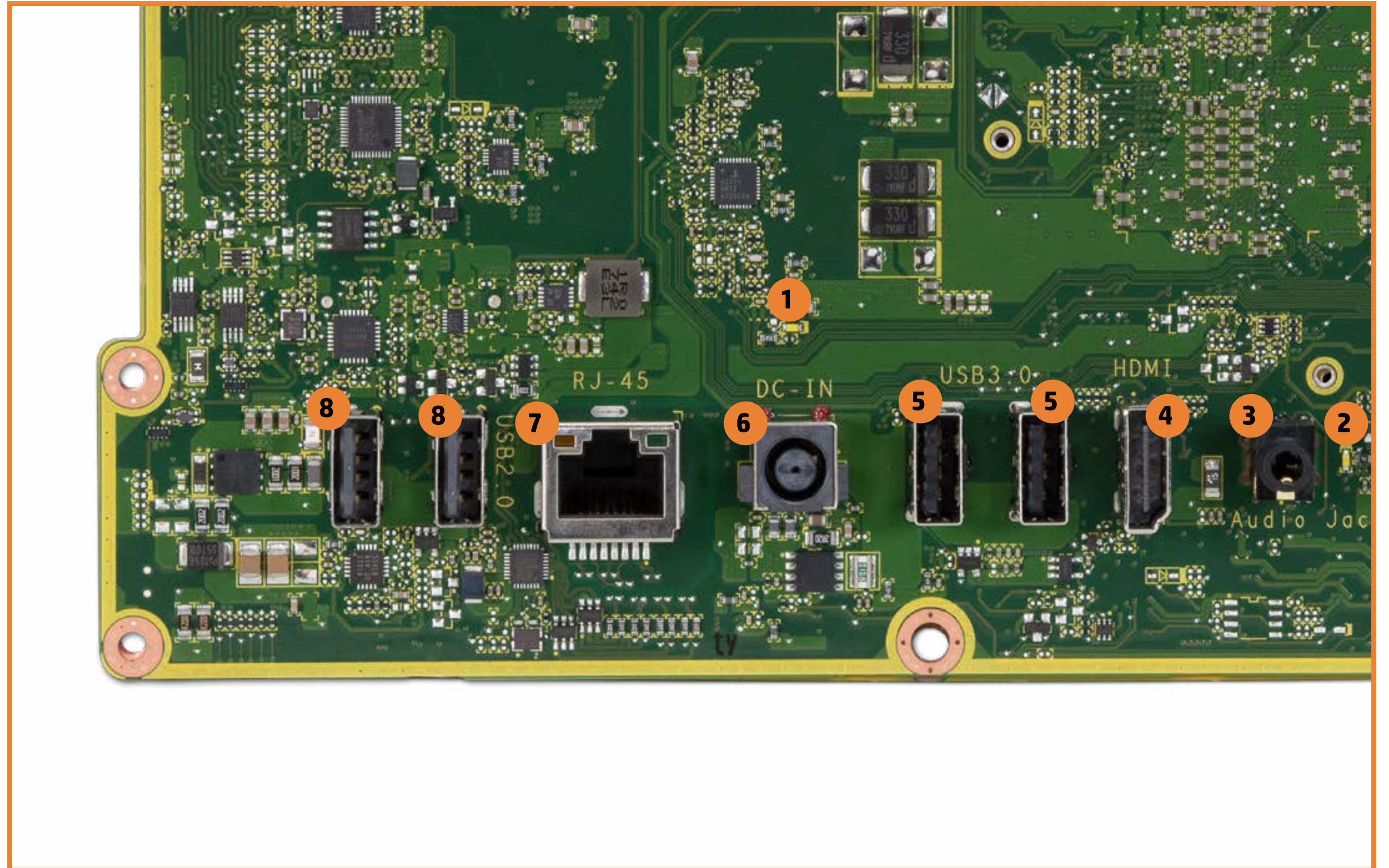
[Back to Welcome page](#)



1 X **2 X** 3 X 4 X

## 2 X Bottom View


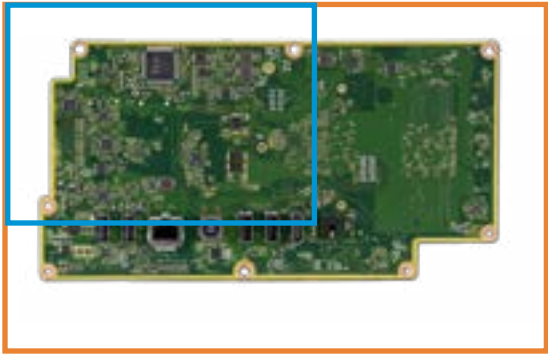
1. Power LED
2. Hard drive LED
3. Headphone/Microphone combo jack
4. HDMI out
5. 2 USB 3.1 Gen2 ports
6. DC power in
7. RJ-45 (Ethernet) port
8. 2 USB 2.0 ports



[Back to Views page](#)




[Back to Welcome page](#)



1 X 2 X **3 X** 4 X

# 3 X Bottom View


- 1. Power LED
- 2. Hard drive LED
- 3. Headphone/Microphone combo jack
- 4. HDMI out
- 5. 2 USB 3.1 Gen2 ports
- 6. DC power in
- 7. RJ-45 (Ethernet) port
- 8. 2 USB 2.0 ports



[Back to Views page](#)




[Back to Welcome page](#)



1 X 2 X **3 X** 4 X

## 3 X Bottom View





1. Power LED
2. Hard drive LED
3. Headphone/Microphone combo jack
4. HDMI out
5. 2 USB 3.1 Gen2 ports
6. DC power in
7. RJ-45 (Ethernet) port
8. 2 USB 2.0 ports


[Back to Views page](#)



[Back to Welcome page](#)




1 X 2 X **3 X** 4 X



[Back to Views page](#)




[Back to Welcome page](#)



1 X 2 X **3 X** 4 X

## 3 X Bottom View


1. Power LED
2. Hard drive LED
3. Headphone/Microphone combo jack
4. HDMI out
5. 2 USB 3.1 Gen2 ports
6. DC power in
7. RJ-45 (Ethernet) port
8. 2 USB 2.0 ports



[Back to Views page](#)




[Back to Welcome page](#)



1 X 2 X 3 X **4 X**

## 4 X Bottom View


1. Power LED
2. Hard drive LED
3. Headphone/Microphone combo jack
4. HDMI out
5. 2 USB 3.1 Gen2 ports
6. DC power in
7. RJ-45 (Ethernet) port
8. 2 USB 2.0 ports



[Back to Views page](#)




[Back to Welcome page](#)



1 X 2 X 3 X **4 X**

1. Power LED
2. Hard drive LED
3. Headphone/Microphone combo jack
4. HDMI out
5. 2 USB 3.1 Gen2 ports
6. DC power in
7. RJ-45 (Ethernet) port
8. 2 USB 2.0 ports



## 4 X Bottom View



[Back to Views page](#)




[Back to Welcome page](#)



1 X 2 X 3 X **4 X**

## 4 X Bottom View





- 1. Power LED
- 2. Hard drive LED
- 3. Headphone/Microphone combo jack
- 4. HDMI out
- 5. 2 USB 3.1 Gen2 ports
- 6. DC power in
- 7. RJ-45 (Ethernet) port
- 8. 2 USB 2.0 ports

[Back to Views page](#)




[Back to Welcome page](#)



1 X 2 X 3 X **4 X**

## 4 X Bottom View




[Back to Views page](#)

- 1. Power LED
- 2. Hard drive LED
- 3. Headphone/Microphone combo jack
- 4. HDMI out
- 5. 2 USB 3.1 Gen2 ports
- 6. DC power in
- 7. RJ-45 (Ethernet) port
- 8. 2 USB 2.0 ports

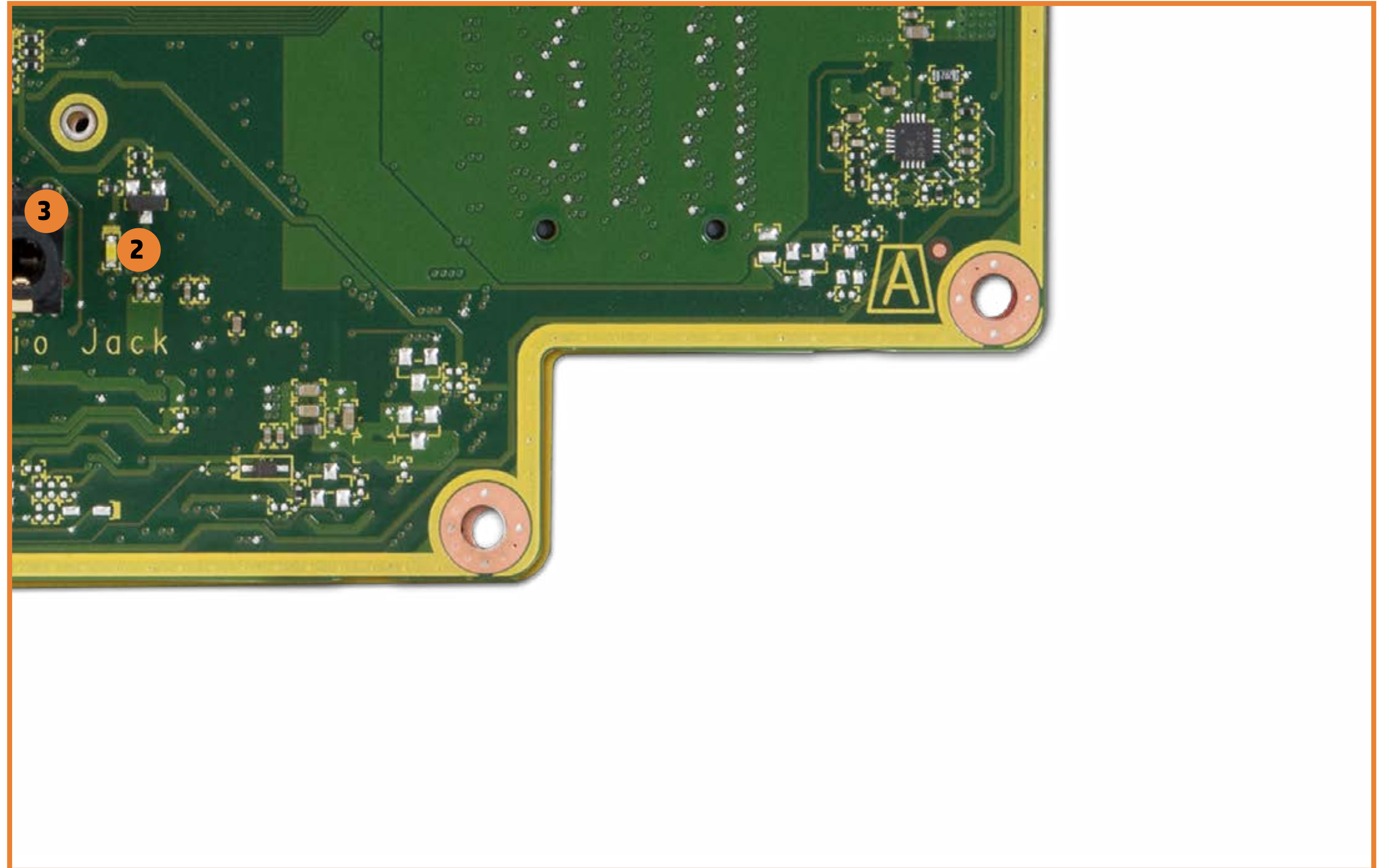


[Back to Welcome page](#)



1 X 2 X 3 X **4 X**

## 4 X Bottom View




- 1. Power LED
- 2. Hard drive LED
- 3. Headphone/Microphone combo jack
- 4. HDMI out
- 5. 2 USB 3.1 Gen2 ports
- 6. DC power in
- 7. RJ-45 (Ethernet) port
- 8. 2 USB 2.0 ports

[Back to Views page](#)




[Back to Welcome page](#)



1 X 2 X 3 X **4 X**


## 4 X Bottom View



[Back to Views page](#)




[Back to Welcome page](#)



1 X 2 X 3 X **4 X**

## 4 X Bottom View

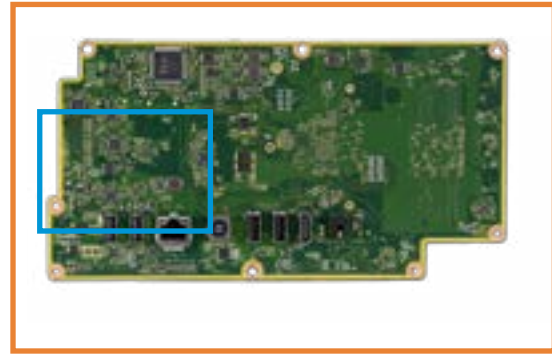
1. Power LED
2. Hard drive LED
3. Headphone/Microphone combo jack
4. HDMI out
5. 2 USB 3.1 Gen2 ports
6. DC power in
7. RJ-45 (Ethernet) port
8. 2 USB 2.0 ports



[Back to Views page](#)




[Back to Welcome page](#)



1 X 2 X 3 X **4 X**

## 4 X Bottom View




1. Power LED
2. Hard drive LED
3. Headphone/Microphone combo jack
4. HDMI out
5. 2 USB 3.1 Gen2 ports
6. DC power in
7. RJ-45 (Ethernet) port
8. 2 USB 2.0 ports

[Back to Views page](#)




[Back to Welcome page](#)



1 X 2 X 3 X **4 X**

## 4 X Bottom View



1. Power LED
2. Hard drive LED
3. Headphone/Microphone combo jack
4. HDMI out
5. 2 USB 3.1 Gen2 ports
6. DC power in
7. RJ-45 (Ethernet) port
8. 2 USB 2.0 ports

[Back to Views page](#)