

Interactive System Board Viewer

HP Pavilion 24-r000/27-r000 AiO Desktop PC series

Welcome to the interactive System Board for the
Klingon-UF

Here's how to use it...

Views:

On this page you will find thumbnail images of the top and bottom views of this product. To view a specific view in greater detail, simply click that view.

Zoomable View:

On the Zoomable View page, you will find the viewer's zoom navigation links above the viewer on the left-hand side. You can choose from four levels of magnification: 1x, 2x, 3x, and 4x.


1x: The default magnification is 1x and at this magnification you can view the location of a feature by selecting it from the numbered list on the left.

2x, 3x, 4x: When you choose a greater magnification level, you use the navigation arrows and numbered features list to focus on the feature that you wish to review.


That's it! On every page there is a link that brings you back to either this Welcome page or the Views page, enabling you to navigate to whatever view you wish to review.

[Back to Welcome page](#)

Views




Top




Bottom

[Back to Welcome page](#)



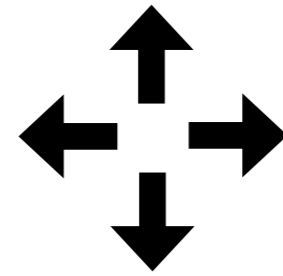

1 X Top View

1 X 2X 3X 4X



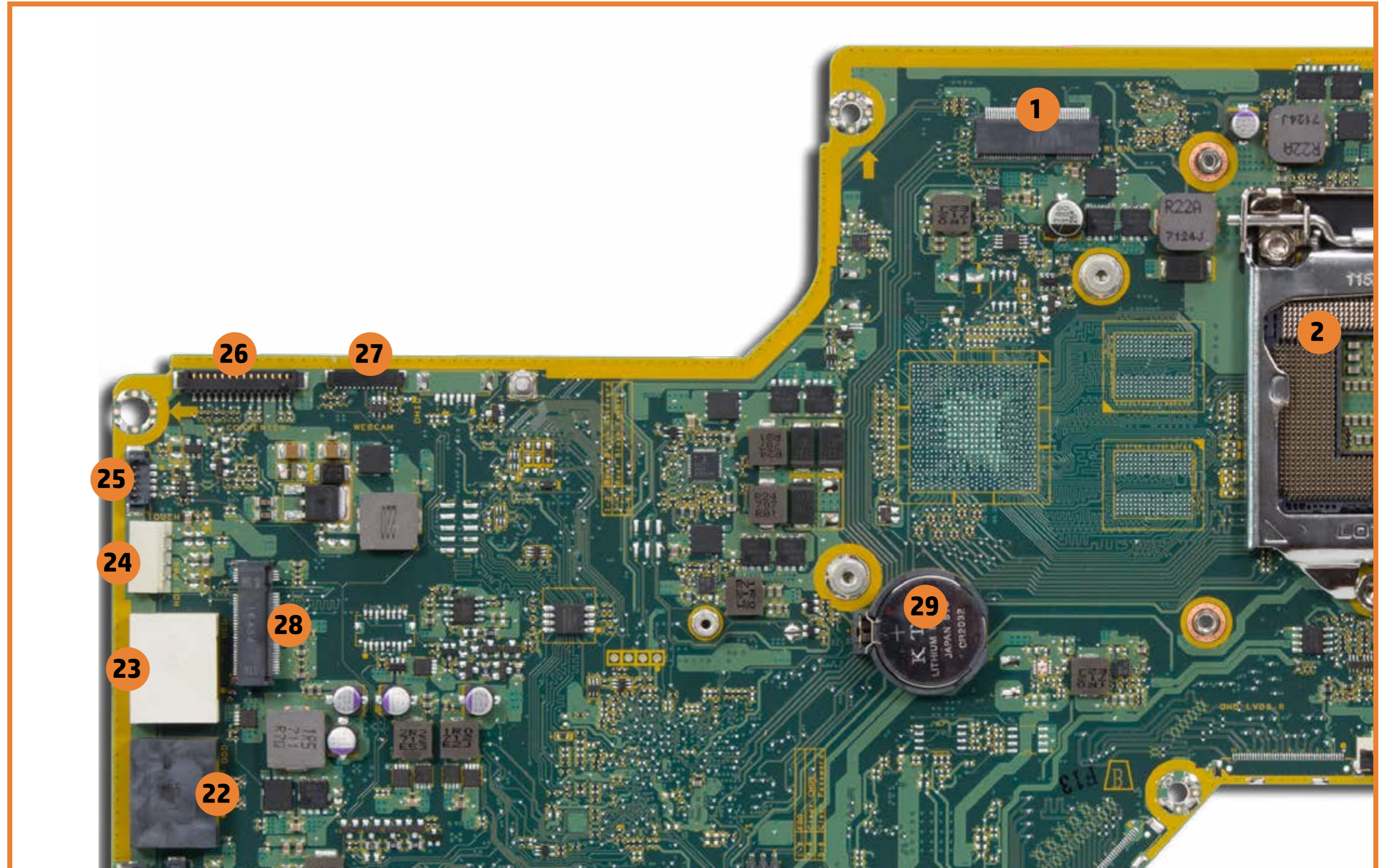
[Back to Views page](#)

[Back to Welcome page](#)



1 X **2 X** 3 X 4 X

2 X Top View



1. M.2 SSD socket

2. CPU socket

3. 2 DDR4 SODIMM sockets

4. CPU fan connector

5. Power button connector

6. LVDS connector

7. Jumpers

8. Power indicator LED

9. HDMI out port

10. RJ-45 (Ethernet) port

11. HDMI in port

12. DC power-in

13. HDD activity LED

14. USB 3.1 Type-C port

15. Headphone/Microphone combo port

16. Memory card reader

17. 2 USB 3.1 ports

18. 2 USB 2.0 ports

19. Speakers connector

20. ODD power connector

21. HDMI power connector

22. ODD SATA connector

23. HDD SATA connector

24. HDD power connector

25. Touch panel connector

26. Backlight connector

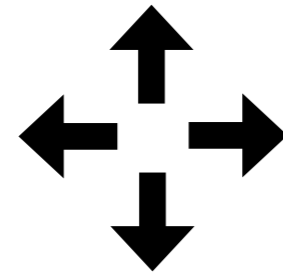

27. Webcam/Microphone connector

28. M.2 socket

29. Battery


[Back to Views page](#)

[Back to Welcome page](#)



1 X **2 X** 3 X 4 X

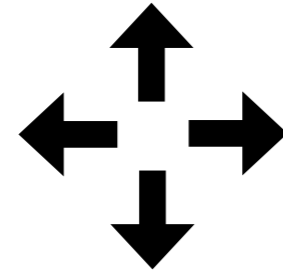
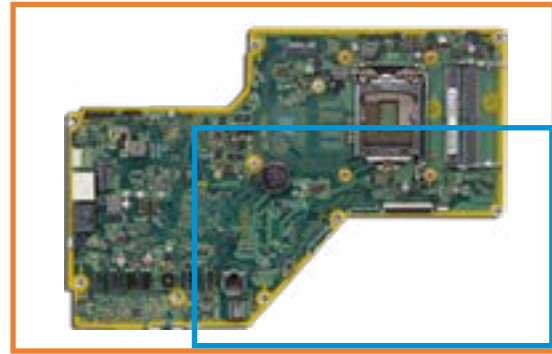
2 X Top View



1. M.2 SSD socket
2. CPU socket
3. 2 DDR4 SODIMM sockets
4. CPU fan connector
5. Power button connector
6. LVDS connector
7. Jumpers
8. Power indicator LED
9. HDMI out port
10. RJ-45 (Ethernet) port
11. HDMI in port
12. DC power-in
13. HDD activity LED
14. USB 3.1 Type-C port
15. Headphone/Microphone combo port
16. Memory card reader
17. 2 USB 3.1 ports
18. 2 USB 2.0 ports
19. Speakers connector
20. ODD power connector
21. HDMI power connector
22. ODD SATA connector
23. HDD SATA connector
24. HDD power connector
25. Touch panel connector
26. Backlight connector
27. Webcam/Microphone connector
28. M.2 socket
29. Battery

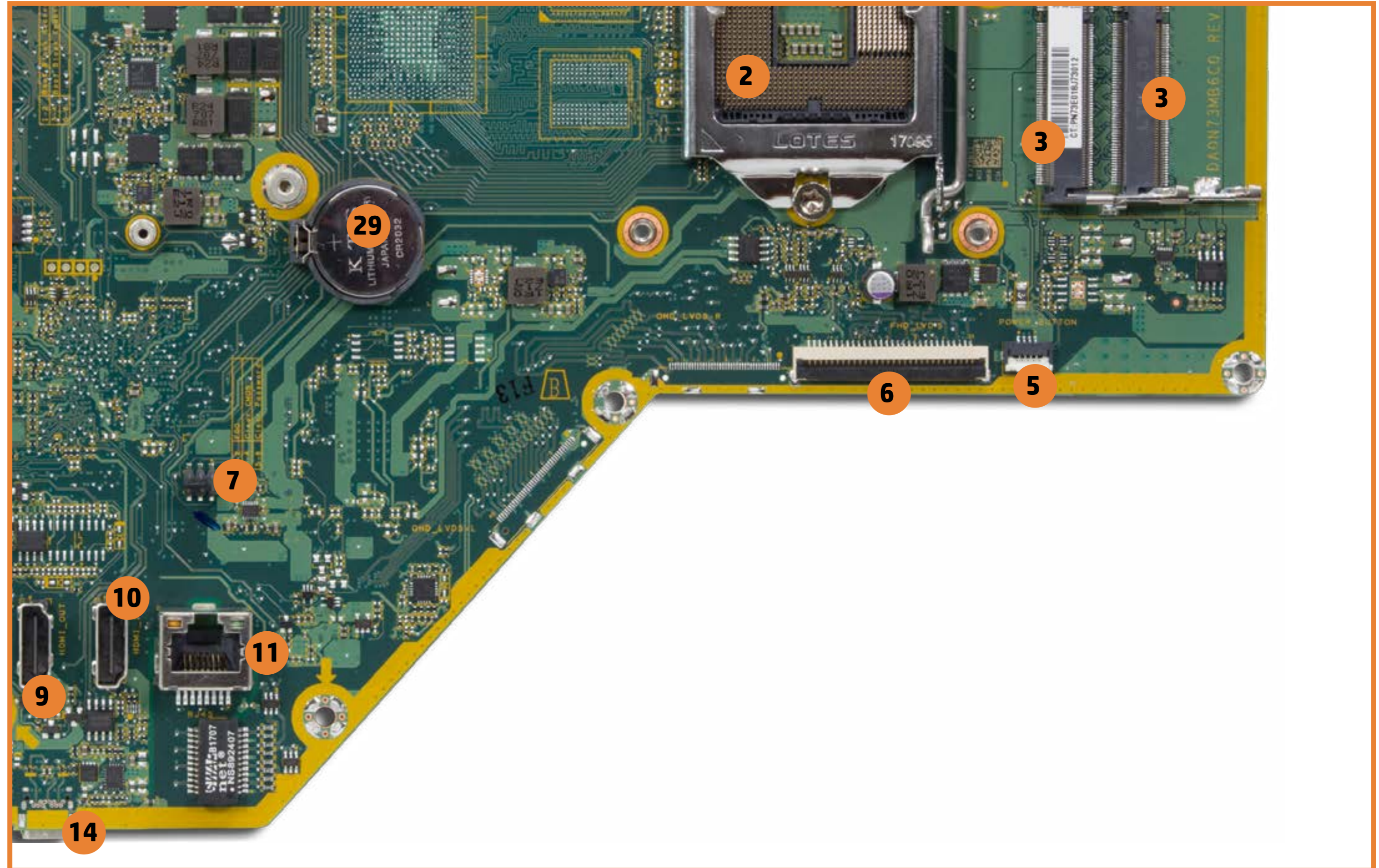
[Back to Views page](#)

[Back to Welcome page](#)



1 X **2 X** 3 X 4 X

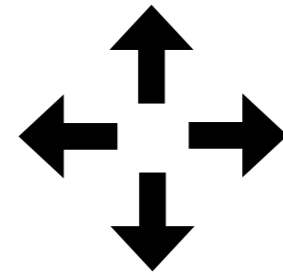
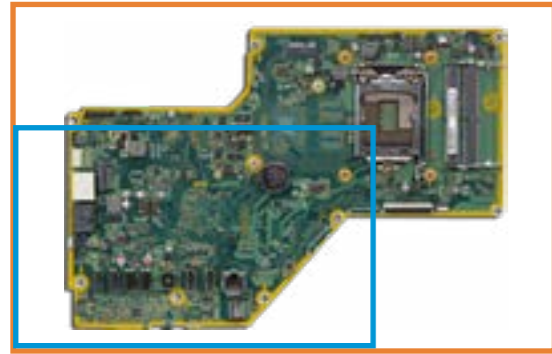
2 X Top View



1. M.2 SSD socket
2. CPU socket
3. 2 DDR4 SODIMM sockets
4. CPU fan connector
5. Power button connector
6. LVDS connector
7. Jumpers
8. Power indicator LED
9. HDMI out port
10. RJ-45 (Ethernet) port
11. HDMI in port
12. DC power-in
13. HDD activity LED
14. USB 3.1 Type-C port
15. Headphone/Microphone combo port
16. Memory card reader
17. 2 USB 3.1 ports
18. 2 USB 2.0 ports
19. Speakers connector
20. ODD power connector
21. HDMI power connector
22. ODD SATA connector
23. HDD SATA connector
24. HDD power connector
25. Touch panel connector
26. Backlight connector
27. Webcam/Microphone connector
28. M.2 socket
29. Battery


[Back to Views page](#)

[Back to Welcome page](#)



1 X **2 X** 3 X 4 X

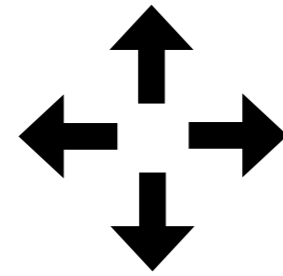

2 X Top View



- 1. M.2 SSD socket
- 2. CPU socket
- 3. 2 DDR4 SODIMM sockets
- 4. CPU fan connector
- 5. Power button connector
- 6. LVDS connector
- 7. Jumpers
- 8. Power indicator LED
- 9. HDMI out port
- 10. RJ-45 (Ethernet) port
- 11. HDMI in port
- 12. DC power-in
- 13. HDD activity LED
- 14. USB 3.1 Type-C port
- 15. Headphone/Microphone combo port
- 16. Memory card reader
- 17. 2 USB 3.1 ports
- 18. 2 USB 2.0 ports
- 19. Speakers connector
- 20. ODD power connector
- 21. HDMI power connector
- 22. ODD SATA connector
- 23. HDD SATA connector
- 24. HDD power connector
- 25. Touch panel connector
- 26. Backlight connector
- 27. Webcam/Microphone connector
- 28. M.2 socket
- 29. Battery

[Back to Views page](#)

[Back to Welcome page](#)




1 X 2 X **3 X** 4 X


3 X Top View

1. M.2 SSD socket
2. CPU socket
3. 2 DDR4 SODIMM sockets
4. CPU fan connector
5. Power button connector
6. LVDS connector
7. Jumpers
8. Power indicator LED
9. HDMI out port
10. RJ-45 (Ethernet) port
11. HDMI in port
12. DC power-in
13. HDD activity LED
14. USB 3.1 Type-C port
15. Headphone/Microphone combo port
16. Memory card reader
17. 2 USB 3.1 ports
18. 2 USB 2.0 ports
19. Speakers connector
20. ODD power connector
21. HDMI power connector
22. ODD SATA connector
23. HDD SATA connector
24. HDD power connector
25. Touch panel connector
26. Backlight connector
27. Webcam/Microphone connector
28. M.2 socket
29. Battery

[Back to Views page](#)




[Back to Welcome page](#)



1 X 2 X **3 X** 4 X

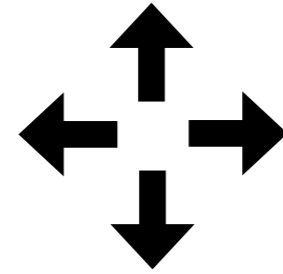

3 X Top View



1. M.2 SSD socket
2. CPU socket
3. 2 DDR4 SODIMM sockets
4. CPU fan connector
5. Power button connector
6. LVDS connector
7. Jumpers
8. Power indicator LED
9. HDMI out port
10. RJ-45 (Ethernet) port
11. HDMI in port
12. DC power-in
13. HDD activity LED
14. USB 3.1 Type-C port
15. Headphone/Microphone combo port
16. Memory card reader
17. 2 USB 3.1 ports
18. 2 USB 2.0 ports
19. Speakers connector
20. ODD power connector
21. HDMI power connector
22. ODD SATA connector
23. HDD SATA connector
24. HDD power connector
25. Touch panel connector
26. Backlight connector
27. Webcam/Microphone connector
28. M.2 socket
29. Battery


[Back to Views page](#)

[Back to Welcome page](#)



1 X 2 X **3 X** 4 X

3 X Top View

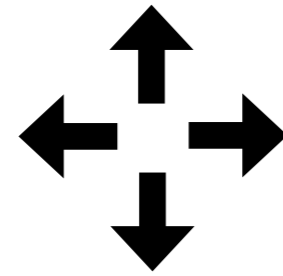



- 1. M.2 SSD socket
- 2. CPU socket
- 3. 2 DDR4 SODIMM sockets
- 4. CPU fan connector
- 5. Power button connector
- 6. LVDS connector
- 7. Jumpers
- 8. Power indicator LED
- 9. HDMI out port
- 10. RJ-45 (Ethernet) port
- 11. HDMI in port
- 12. DC power-in
- 13. HDD activity LED
- 14. USB 3.1 Type-C port
- 15. Headphone/Microphone combo port
- 16. Memory card reader
- 17. 2 USB 3.1 ports
- 18. 2 USB 2.0 ports
- 19. Speakers connector
- 20. ODD power connector
- 21. HDMI power connector
- 22. ODD SATA connector
- 23. HDD SATA connector
- 24. HDD power connector
- 25. Touch panel connector
- 26. Backlight connector
- 27. Webcam/Microphone connector
- 28. M.2 socket

29. Battery

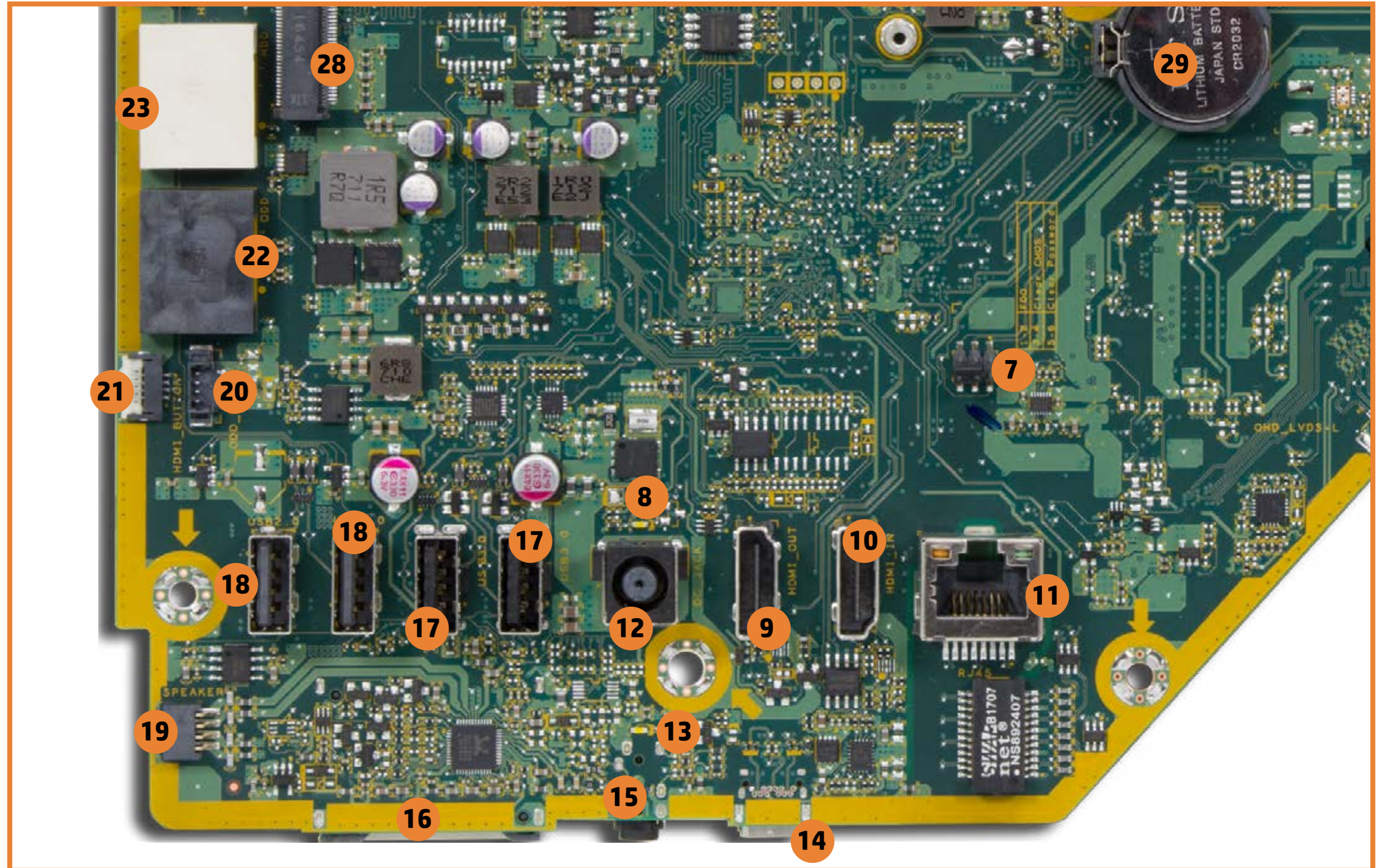
[Back to Views page](#)

[Back to Welcome page](#)



1 X 2 X **3 X** 4 X

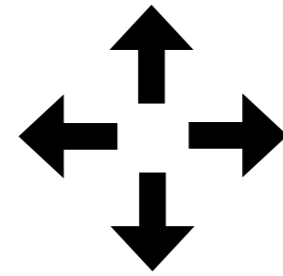

3 X Top View



1. M.2 SSD socket
2. CPU socket
3. 2 DDR4 SODIMM sockets
4. CPU fan connector
5. Power button connector
6. LVDS connector
7. Jumpers
8. Power indicator LED
9. HDMI out port
10. RJ-45 (Ethernet) port
11. HDMI in port
12. DC power-in
13. HDD activity LED
14. USB 3.1 Type-C port
15. Headphone/Microphone combo port
16. Memory card reader
17. 2 USB 3.1 ports
18. 2 USB 2.0 ports
19. Speakers connector
20. ODD power connector
21. HDMI power connector
22. ODD SATA connector
23. HDD SATA connector
24. HDD power connector
25. Touch panel connector
26. Backlight connector
27. Webcam/Microphone connector
28. M.2 socket
29. Battery

[Back to Views page](#)

[Back to Welcome page](#)




1 X 2 X 3 X **4 X**

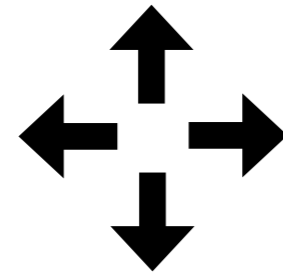
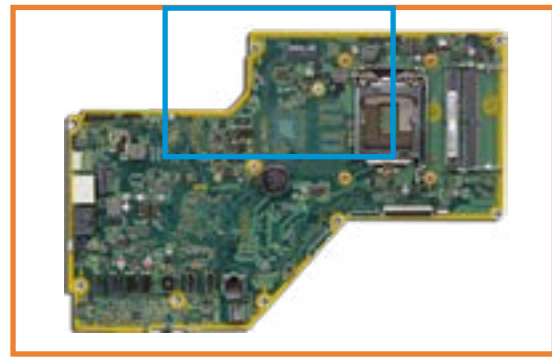
4 X Top View

1. M.2 SSD socket
2. CPU socket
3. 2 DDR4 SODIMM sockets
4. CPU fan connector
5. Power button connector
6. LVDS connector
7. Jumpers
8. Power indicator LED
9. HDMI out port
10. RJ-45 (Ethernet) port
11. HDMI in port
12. DC power-in
13. HDD activity LED
14. USB 3.1 Type-C port
15. Headphone/Microphone combo port
16. Memory card reader
17. 2 USB 3.1 ports
18. 2 USB 2.0 ports
19. Speakers connector
20. ODD power connector
21. HDMI power connector
22. ODD SATA connector
23. HDD SATA connector
24. HDD power connector
25. Touch panel connector
26. Backlight connector
27. Webcam/Microphone connector
28. M.2 socket
29. Battery

[Back to Views page](#)




[Back to Welcome page](#)



1 X 2 X 3 X **4 X**

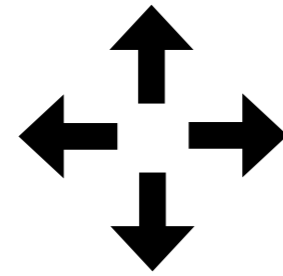

4 X Top View



1. M.2 SSD socket
2. CPU socket
3. 2 DDR4 SODIMM sockets
4. CPU fan connector
5. Power button connector
6. LVDS connector
7. Jumpers
8. Power indicator LED
9. HDMI out port
10. RJ-45 (Ethernet) port
11. HDMI in port
12. DC power-in
13. HDD activity LED
14. USB 3.1 Type-C port
15. Headphone/Microphone combo port
16. Memory card reader
17. 2 USB 3.1 ports
18. 2 USB 2.0 ports
19. Speakers connector
20. ODD power connector
21. HDMI power connector
22. ODD SATA connector
23. HDD SATA connector
24. HDD power connector
25. Touch panel connector
26. Backlight connector
27. Webcam/Microphone connector
28. M.2 socket
29. Battery


[Back to Views page](#)

[Back to Welcome page](#)



1 X 2 X 3 X **4 X**

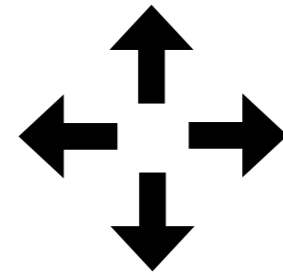

4 X Top View



1. M.2 SSD socket
2. CPU socket
3. 2 DDR4 SODIMM sockets
4. CPU fan connector
5. Power button connector
6. LVDS connector
7. Jumpers
8. Power indicator LED
9. HDMI out port
10. RJ-45 (Ethernet) port
11. HDMI in port
12. DC power-in
13. HDD activity LED
14. USB 3.1 Type-C port
15. Headphone/Microphone combo port
16. Memory card reader
17. 2 USB 3.1 ports
18. 2 USB 2.0 ports
19. Speakers connector
20. ODD power connector
21. HDMI power connector
22. ODD SATA connector
23. HDD SATA connector
24. HDD power connector
25. Touch panel connector
26. Backlight connector
27. Webcam/Microphone connector
28. M.2 socket
29. Battery


[Back to Views page](#)

[Back to Welcome page](#)



1 X 2 X 3 X **4 X**

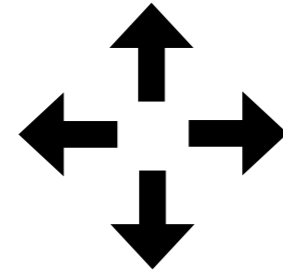

4 X Top View




1. M.2 SSD socket
2. CPU socket
3. 2 DDR4 SODIMM sockets
4. CPU fan connector
5. Power button connector
6. LVDS connector
7. Jumpers
8. Power indicator LED
9. HDMI out port
10. RJ-45 (Ethernet) port
11. HDMI in port
12. DC power-in
13. HDD activity LED
14. USB 3.1 Type-C port
15. Headphone/Microphone combo port
16. Memory card reader
17. 2 USB 3.1 ports
18. 2 USB 2.0 ports
19. Speakers connector
20. ODD power connector
21. HDMI power connector
22. ODD SATA connector
23. HDD SATA connector
24. HDD power connector
25. Touch panel connector
26. Backlight connector
27. Webcam/Microphone connector
28. M.2 socket
29. Battery

[Back to Views page](#)

[Back to Welcome page](#)




1 X 2 X 3 X **4 X**



- 1. M.2 SSD socket
- 2. CPU socket
- 3. 2 DDR4 SODIMM sockets
- 4. CPU fan connector
- 5. Power button connector**
- 6. LVDS connector**
- 7. Jumpers
- 8. Power indicator LED
- 9. HDMI out port
- 10. RJ-45 (Ethernet) port
- 11. HDMI in port
- 12. DC power-in
- 13. HDD activity LED
- 14. USB 3.1 Type-C port
- 15. Headphone/Microphone combo port
- 16. Memory card reader
- 17. 2 USB 3.1 ports
- 18. 2 USB 2.0 ports
- 19. Speakers connector
- 20. ODD power connector
- 21. HDMI power connector
- 22. ODD SATA connector
- 23. HDD SATA connector
- 24. HDD power connector
- 25. Touch panel connector
- 26. Backlight connector
- 27. Webcam/Microphone connector
- 28. M.2 socket
- 29. Battery


[Back to Views page](#)

[Back to Welcome page](#)



1 X 2 X 3 X **4 X**



4 X Top View



1. M.2 SSD socket
2. CPU socket
3. 2 DDR4 SODIMM sockets
4. CPU fan connector
5. Power button connector
6. LVDS connector
7. Jumpers
8. Power indicator LED
9. HDMI out port
10. RJ-45 (Ethernet) port
11. HDMI in port
12. DC power-in
13. HDD activity LED
14. USB 3.1 Type-C port
15. Headphone/Microphone combo port
16. Memory card reader
17. 2 USB 3.1 ports
18. 2 USB 2.0 ports
19. Speakers connector
20. ODD power connector
21. HDMI power connector
22. ODD SATA connector
23. HDD SATA connector
24. HDD power connector
25. Touch panel connector
26. Backlight connector
27. Webcam/Microphone connector
28. M.2 socket
29. Battery

[Back to Views page](#)

[Back to Welcome page](#)




1 X 2 X 3 X **4 X**

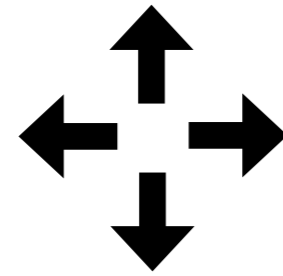

4 X Top View

1. M.2 SSD socket
2. CPU socket
3. 2 DDR4 SODIMM sockets
4. CPU fan connector
5. Power button connector
6. LVDS connector
7. Jumpers
8. Power indicator LED
9. HDMI out port
10. RJ-45 (Ethernet) port
11. HDMI in port
12. DC power-in
13. HDD activity LED
14. USB 3.1 Type-C port
15. Headphone/Microphone combo port
16. Memory card reader
17. 2 USB 3.1 ports
18. 2 USB 2.0 ports
19. Speakers connector
20. ODD power connector
21. HDMI power connector
22. ODD SATA connector
23. HDD SATA connector
24. HDD power connector
25. Touch panel connector
26. Backlight connector
27. Webcam/Microphone connector
28. M.2 socket
29. Battery

[Back to Views page](#)




[Back to Welcome page](#)



1 X 2 X 3 X **4 X**

4 X Top View

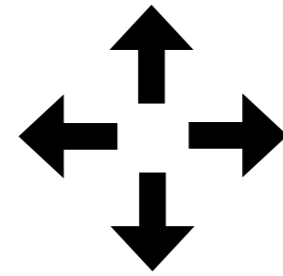
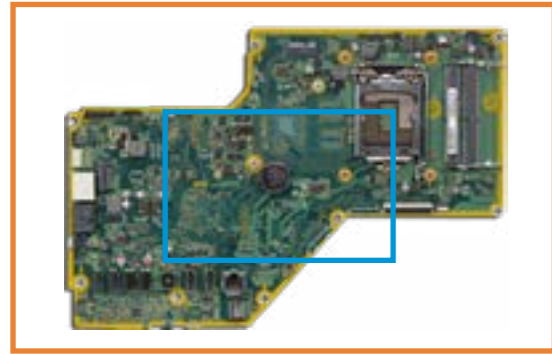


1. M.2 SSD socket
2. CPU socket
3. 2 DDR4 SODIMM sockets
4. CPU fan connector
5. Power button connector
6. LVDS connector
7. Jumpers
8. Power indicator LED
9. HDMI out port
10. RJ-45 (Ethernet) port
11. HDMI in port
12. DC power-in
13. HDD activity LED
14. USB 3.1 Type-C port
15. Headphone/Microphone combo port
16. Memory card reader
17. 2 USB 3.1 ports
18. 2 USB 2.0 ports
19. Speakers connector
20. ODD power connector
21. HDMI power connector
22. ODD SATA connector
23. HDD SATA connector
24. HDD power connector
25. Touch panel connector
26. Backlight connector
27. Webcam/Microphone connector
28. M.2 socket

29. Battery


[Back to Views page](#)

[Back to Welcome page](#)



1 X 2 X 3 X **4 X**

4 X Top View




1. M.2 SSD socket
2. CPU socket
3. 2 DDR4 SODIMM sockets
4. CPU fan connector
5. Power button connector
6. LVDS connector
7. Jumpers
8. Power indicator LED
9. HDMI out port
10. RJ-45 (Ethernet) port
11. HDMI in port
12. DC power-in
13. HDD activity LED
14. USB 3.1 Type-C port
15. Headphone/Microphone combo port
16. Memory card reader
17. 2 USB 3.1 ports
18. 2 USB 2.0 ports
19. Speakers connector
20. ODD power connector
21. HDMI power connector
22. ODD SATA connector
23. HDD SATA connector
24. HDD power connector
25. Touch panel connector
26. Backlight connector
27. Webcam/Microphone connector
28. M.2 socket

29. Battery


[Back to Views page](#)

[Back to Welcome page](#)

1 X Bottom View




1 X 2 X 3 X 4 X




[Back to Views page](#)

[Back to Welcome page](#)




- 1. USB 3.1 Type-C port
- 2. Headphone/Microphone combo port
- 3. Memory card reader




1 X **2 X** 3 X 4 X

2 X Bottom View

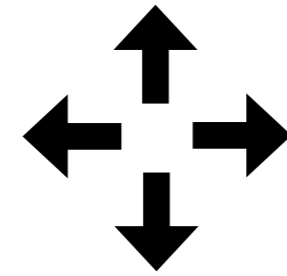


[Back to Views page](#)

[Back to Welcome page](#)

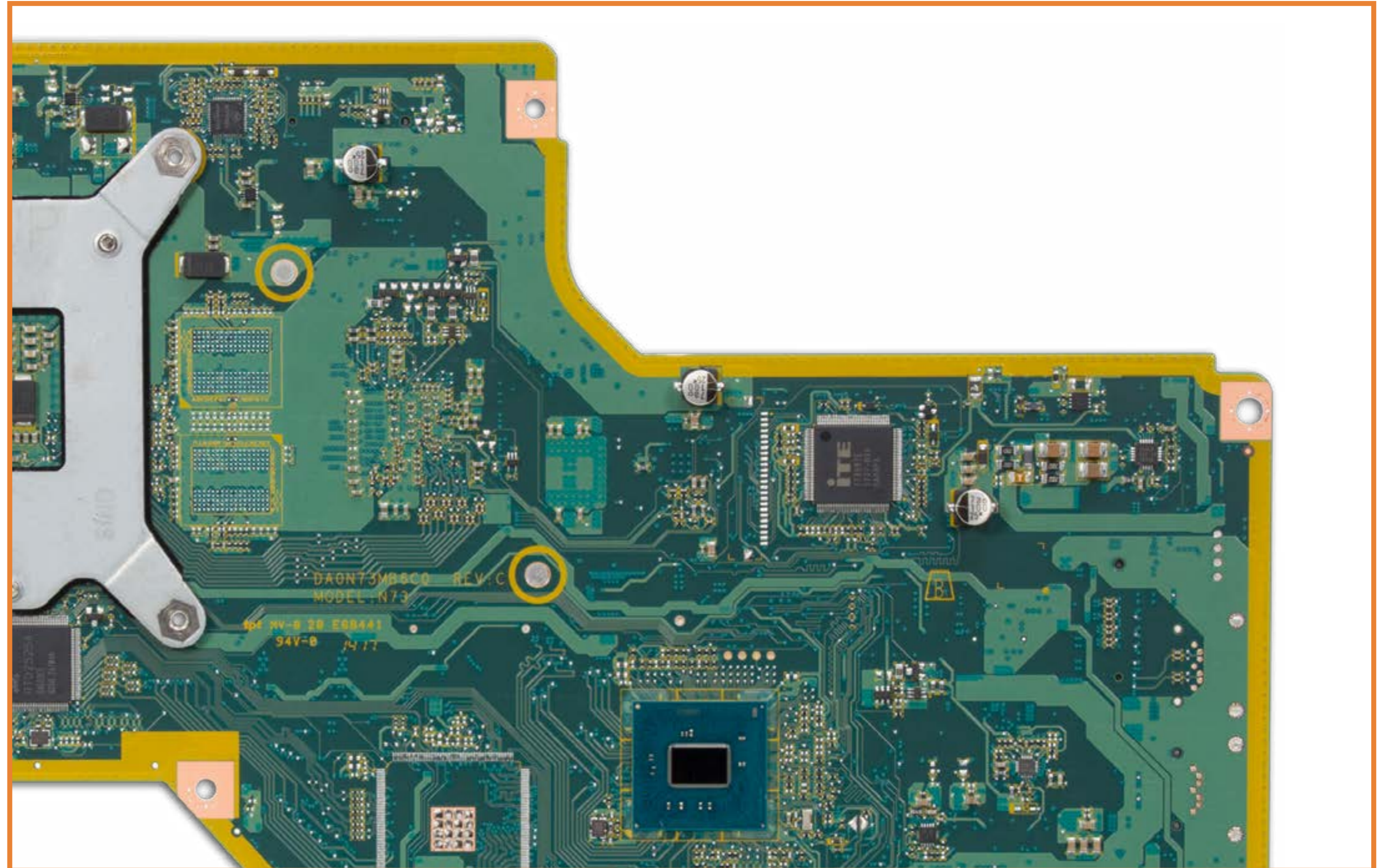


1. USB 3.1 Type-C port
2. Headphone/Microphone combo port
3. Memory card reader



2 X Bottom View

1 X **2 X** 3 X 4 X

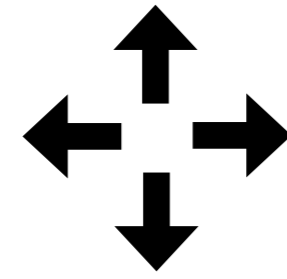


[Back to Views page](#)

[Back to Welcome page](#)

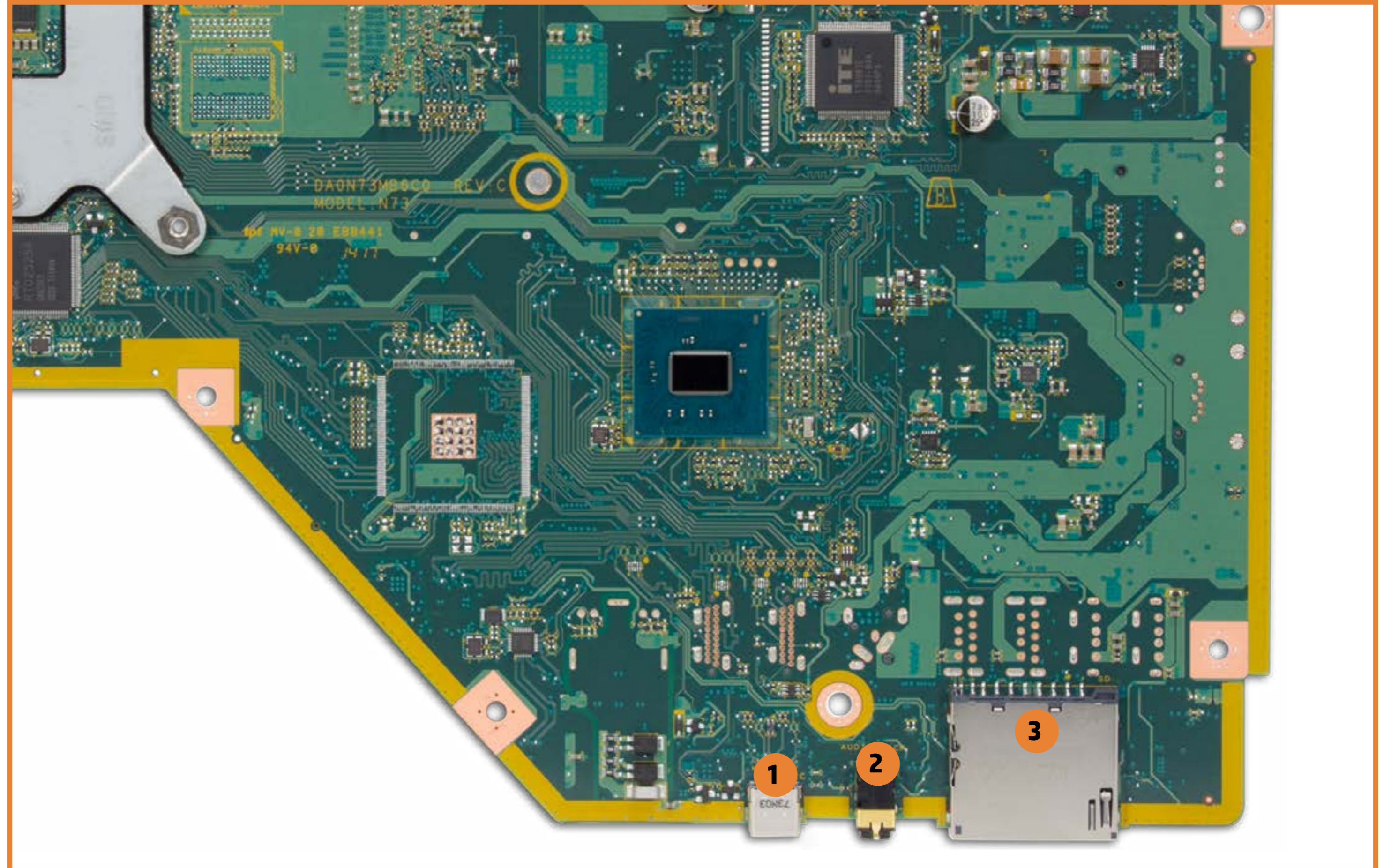


1. USB 3.1 Type-C port
2. Headphone/Microphone combo port
3. Memory card reader



1 X **2 X** 3 X 4 X

2 X Bottom View

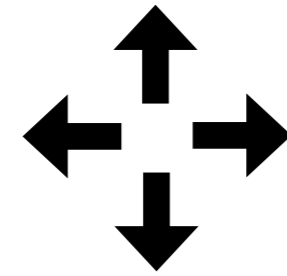


[Back to Views page](#)

[Back to Welcome page](#)




- 1. USB 3.1 Type-C port
- 2. Headphone/Microphone combo port
- 3. Memory card reader




1 X **2 X** 3 X 4 X

2 X Bottom View

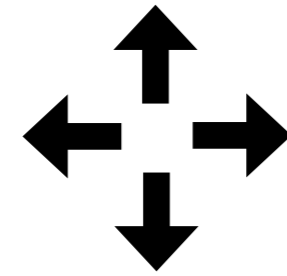


[Back to Views page](#)

[Back to Welcome page](#)



1. USB 3.1 Type-C port
2. Headphone/Microphone combo port
3. Memory card reader




1 X 2 X **3 X** 4 X

3 X Bottom View

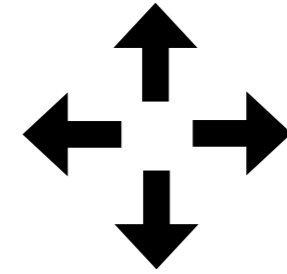


[Back to Views page](#)

[Back to Welcome page](#)




1. USB 3.1 Type-C port
2. Headphone/Microphone combo port
3. Memory card reader




3 X Bottom View

1 X 2 X **3 X** 4 X

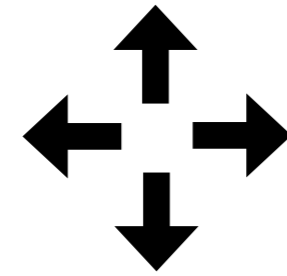


[Back to Views page](#)

[Back to Welcome page](#)




1. USB 3.1 Type-C port
2. Headphone/Microphone combo port
3. Memory card reader



3 X Bottom View

1 X 2 X **3 X** 4 X

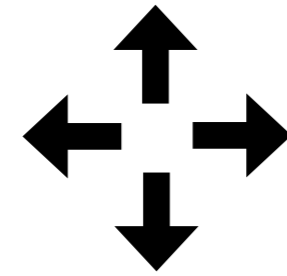


[Back to Views page](#)

[Back to Welcome page](#)




1. USB 3.1 Type-C port
2. Headphone/Microphone combo port
3. Memory card reader



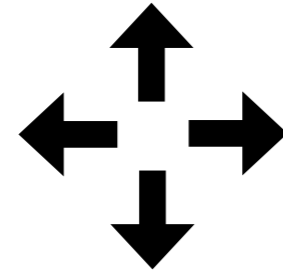

3 X Bottom View

1 X 2 X **3 X** 4 X




[Back to Views page](#)

[Back to Welcome page](#)



1 X 2 X 3 X **4 X**

4 X Bottom View

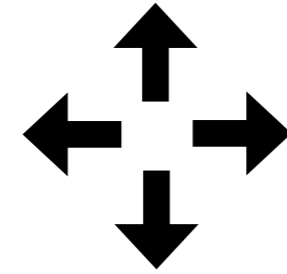


[Back to Views page](#)

[Back to Welcome page](#)




1. USB 3.1 Type-C port
2. Headphone/Microphone combo port
3. Memory card reader



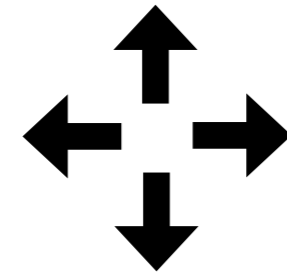

4 X Bottom View

1 X 2 X 3 X **4 X**




[Back to Views page](#)

[Back to Welcome page](#)




1 X 2 X 3 X **4 X**

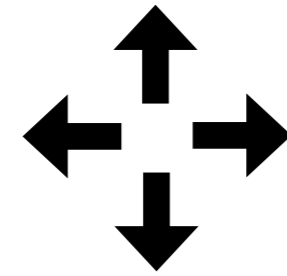


[Back to Views page](#)

[Back to Welcome page](#)




1. USB 3.1 Type-C port
2. Headphone/Microphone combo port
3. Memory card reader




1 X 2 X 3 X **4 X**

4 X Bottom View

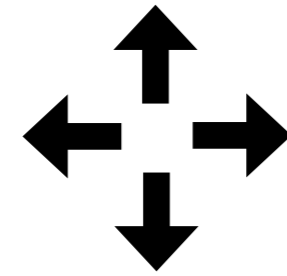


[Back to Views page](#)

[Back to Welcome page](#)




1. USB 3.1 Type-C port
2. Headphone/Microphone combo port
3. Memory card reader




4 X Bottom View

1 X 2 X 3 X **4 X**

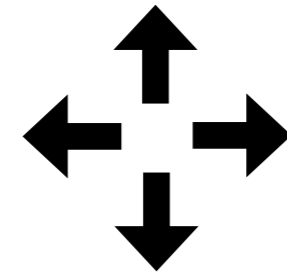


[Back to Views page](#)

[Back to Welcome page](#)




- 1. USB 3.1 Type-C port
- 2. Headphone/Microphone combo port
- 3. Memory card reader




4 X Bottom View

1 X 2 X 3 X **4 X**

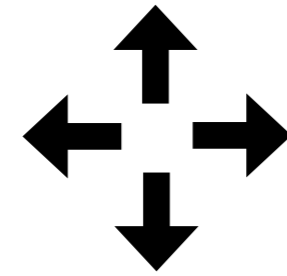


[Back to Views page](#)

[Back to Welcome page](#)




1. USB 3.1 Type-C port
2. Headphone/Microphone combo port
3. Memory card reader




4 X Bottom View

1 X 2 X 3 X **4 X**

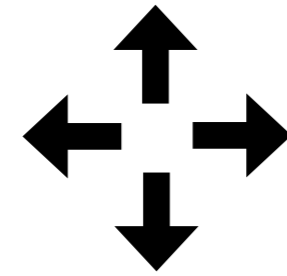


[Back to Views page](#)

[Back to Welcome page](#)




- 1. USB 3.1 Type-C port
- 2. Headphone/Microphone combo port
- 3. Memory card reader



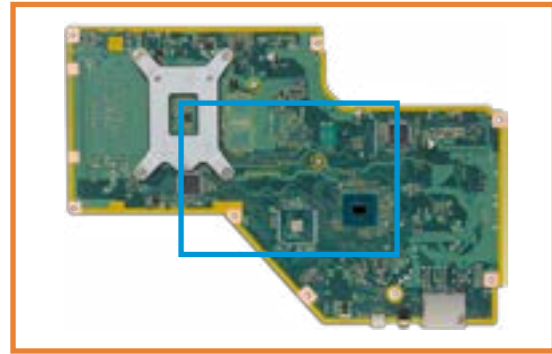
1 X 2 X 3 X **4 X**

4 X Bottom View

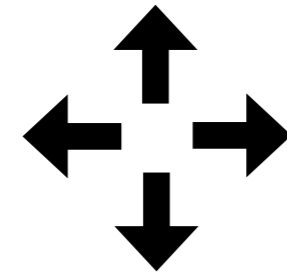


[Back to Views page](#)

[Back to Welcome page](#)




- 1. USB 3.1 Type-C port
- 2. Headphone/Microphone combo port
- 3. Memory card reader



1 X 2 X 3 X **4 X**

4 X Bottom View



[Back to Views page](#)