

Interactive System Board Viewer

HP 22-b400 All-in-One Desktop PC series

Welcome to the interactive System Board for the HP 22-b400 All-in-One Desktop PC (AMD) series

Here's how to use it...

Views:

On this page you will find thumbnail images of the top and bottom views of this product. To view a specific view in greater detail, simply click that view.

Zoomable View:

On the Zoomable View page, you will find the viewer's zoom navigation links above the viewer on the left-hand side. You can choose from four levels of magnification: 1x, 2x, 3x, and 4x.

1x: The default magnification is 1x and at this magnification you can view the location of a feature by selecting it from the numbered list on the left.

2x, 3x, 4x: When you choose a greater magnification level, you use the navigation arrows and numbered features list to focus on the feature that you wish to review.

That's it! On every page there is a link that brings you back to either this Welcome page or the Views page, enabling you to navigate to whatever view you wish to review.

[Back to Welcome page](#)

Views



Top




Bottom

[Back to Welcome page](#)



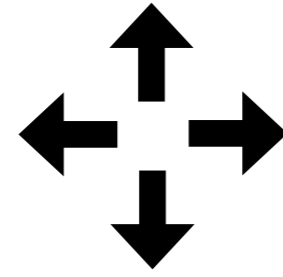
1 X View

1 X 2 X 3 X 4 X



[Back to Views page](#)


[Back to Welcome page](#)



1 X **2 X** 3 X 4 X

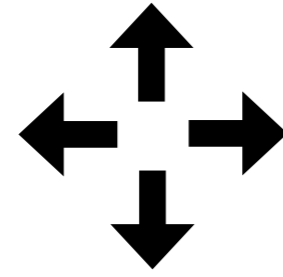
2 X View

1. LVDS connector
2. M.2 WLAN socket
3. Touch panel control connector
4. Backlight connector
5. CPU
6. Fan connector
7. CMOS and Password jumpers
8. Webcam/Microphone connector
9. DDR4 SODIMM socket
10. ODD power and data connector
11. Battery
12. Power button board connector
13. HDD power connector
14. SATA HDD connector
15. Speaker (left)
16. Speaker (right)




[Back to Views page](#)

[Back to Welcome page](#)



1 X **2 X** 3 X 4 X

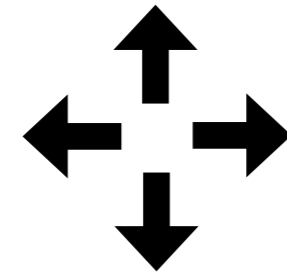
2 X View



1. LVDS connector
2. M.2 WLAN socket
3. Touch panel control connector
4. Backlight connector
5. CPU
6. Fan connector
7. CMOS and Password jumpers
8. Webcam/Microphone connector
9. DDR4 SODIMM socket
10. ODD power and data connector
11. Battery
12. Power button board connector
13. HDD power connector
14. SATA HDD connector
15. Speaker (left)
16. Speaker (right)


[Back to Views page](#)

[Back to Welcome page](#)



1 X **2 X** 3 X 4 X


2 X View



- 1. LVDS connector
- 2. M.2 WLAN socket
- 3. Touch panel control connector
- 4. Backlight connector
- 5. CPU
- 6. Fan connector
- 7. CMOS and Password jumpers
- 8. Webcam/Microphone connector
- 9. DDR4 SODIMM socket
- 10. ODD power and data connector
- 11. Battery
- 12. Power button board connector
- 13. HDD power connector
- 14. SATA HDD connector
- 15. Speaker (left)
- 16. Speaker (right)

[Back to Views page](#)


[Back to Welcome page](#)



1 X **2 X** 3 X 4 X

2 X View

1. LVDS connector
2. M.2 WLAN socket
3. Touch panel control connector
4. Backlight connector
5. CPU
- 6. Fan connector**
- 7. CMOS and Password jumpers**
8. Webcam/Microphone connector
9. DDR4 SODIMM socket
10. ODD power and data connector
- 11. Battery**
12. Power button board connector
13. HDD power connector
14. SATA HDD connector
15. Speaker (left)
16. Speaker (right)



[Back to Views page](#)


[Back to Welcome page](#)



1 X 2 X **3 X** 4 X

3 X View

1. LVDS connector
2. M.2 WLAN socket
3. Touch panel control connector
4. Backlight connector
5. CPU
6. Fan connector
7. CMOS and Password jumpers
8. Webcam/Microphone connector
9. DDR4 SODIMM socket
10. ODD power and data connector
11. Battery
12. Power button board connector
13. HDD power connector
14. SATA HDD connector
15. Speaker (left)
16. Speaker (right)




[Back to Views page](#)

[Back to Welcome page](#)



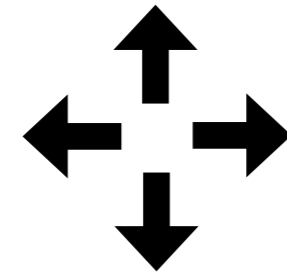
1 X 2 X **3 X** 4 X



- 1. LVDS connector
- 2. M.2 WLAN socket
- 3. Touch panel control connector
- 4. Backlight connector
- 5. CPU
- 6. Fan connector
- 7. CMOS and Password jumpers
- 8. Webcam/Microphone connector
- 9. DDR4 SODIMM socket
- 10. ODD power and data connector
- 11. Battery
- 12. Power button board connector
- 13. HDD power connector
- 14. SATA HDD connector
- 15. Speaker (left)
- 16. Speaker (right)


[Back to Views page](#)

[Back to Welcome page](#)



1 X 2 X **3 X** 4 X


3 X View



- 1. LVDS connector
- 2. M.2 WLAN socket
- 3. Touch panel control connector
- 4. Backlight connector
- 5. CPU
- 6. Fan connector
- 7. CMOS and Password jumpers
- 8. Webcam/Microphone connector
- 9. DDR4 SODIMM socket
- 10. ODD power and data connector
- 11. Battery
- 12. Power button board connector
- 13. HDD power connector
- 14. SATA HDD connector
- 15. Speaker (left)
- 16. Speaker (right)

[Back to Views page](#)


[Back to Welcome page](#)



1 X 2 X **3 X** 4 X

3 X View

1. LVDS connector
2. M.2 WLAN socket
3. Touch panel control connector
4. Backlight connector
5. CPU
- 6. Fan connector**
7. CMOS and Password jumpers
8. Webcam/Microphone connector
9. DDR4 SODIMM socket
10. ODD power and data connector
11. Battery
12. Power button board connector
- 13. HDD power connector**
- 14. SATA HDD connector**
15. Speaker (left)
16. Speaker (right)



[Back to Views page](#)


[Back to Welcome page](#)



1 X 2 X 3 X **4 X**

4 X View

1. LVDS connector
2. M.2 WLAN socket
3. Touch panel control connector
4. Backlight connector
5. CPU
6. Fan connector
7. CMOS and Password jumpers
8. Webcam/Microphone connector
9. DDR4 SODIMM socket
10. ODD power and data connector
11. Battery
12. Power button board connector
13. HDD power connector
14. SATA HDD connector
15. Speaker (left)
16. Speaker (right)




[Back to Views page](#)

[Back to Welcome page](#)



1X 2X 3X **4X**

4 X View




1. LVDS connector
2. M.2 WLAN socket
3. Touch panel control connector
4. Backlight connector
5. CPU
6. Fan connector
7. CMOS and Password jumpers
8. Webcam/Microphone connector
9. DDR4 SODIMM socket
10. ODD power and data connector
11. Battery
12. Power button board connector
13. HDD power connector
14. SATA HDD connector
15. Speaker (left)
16. Speaker (right)

[Back to Views page](#)

Back to Welcome page



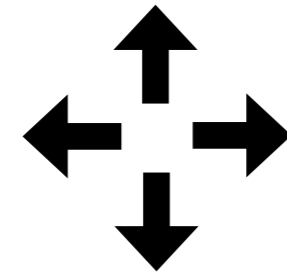
1 X 2 X 3 X **4 X**



- 1. LVDS connector
- 2. M.2 WLAN socket
- 3. Touch panel control connector
- 4. Backlight connector
- 5. CPU
- 6. Fan connector
- 7. CMOS and Password jumpers
- 8. Webcam/Microphone connector
- 9. DDR4 SODIMM socket
- 10. ODD power and data connector
- 11. Battery
- 12. Power button board connector
- 13. HDD power connector
- 14. SATA HDD connector
- 15. Speaker (left)
- 16. Speaker (right)


Back to Views page

[Back to Welcome page](#)



1 X 2 X 3 X **4 X**

4 X View



1. LVDS connector
2. M.2 WLAN socket
3. Touch panel control connector
4. Backlight connector
5. CPU
6. Fan connector
7. CMOS and Password jumpers
8. Webcam/Microphone connector
9. DDR4 SODIMM socket
10. ODD power and data connector
11. Battery
12. Power button board connector
13. HDD power connector
14. SATA HDD connector
15. Speaker (left)
16. Speaker (right)


[Back to Views page](#)

[Back to Welcome page](#)



1X 2X 3X **4X**


4 X View



- 1. LVDS connector
- 2. M.2 WLAN socket
- 3. Touch panel control connector
- 4. Backlight connector
- 5. CPU
- 6. Fan connector**
- 7. CMOS and Password jumpers
- 8. Webcam/Microphone connector
- 9. DDR4 SODIMM socket
- 10. ODD power and data connector
- 11. Battery
- 12. Power button board connector
- 13. HDD power connector
- 14. SATA HDD connector
- 15. Speaker (left)
- 16. Speaker (right)

[Back to Views page](#)


[Back to Welcome page](#)



1 X 2 X 3 X **4 X**

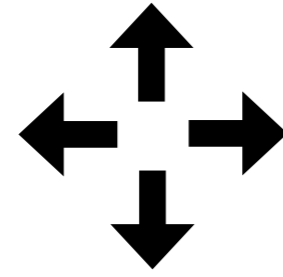

4 X View

- 1. LVDS connector
- 2. M.2 WLAN socket
- 3. Touch panel control connector
- 4. Backlight connector
- 5. CPU
- 6. Fan connector**
- 7. CMOS and Password jumpers**
- 8. Webcam/Microphone connector
- 9. DDR4 SODIMM socket
- 10. ODD power and data connector
- 11. Battery
- 12. Power button board connector
- 13. HDD power connector
- 14. SATA HDD connector
- 15. Speaker (left)
- 16. Speaker (right)



[Back to Views page](#)


[Back to Welcome page](#)



1 X 2 X 3 X **4 X**

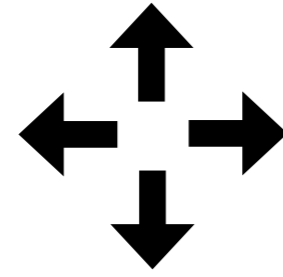
4 X View

1. LVDS connector
2. M.2 WLAN socket
3. Touch panel control connector
4. Backlight connector
5. CPU
6. Fan connector
7. CMOS and Password jumpers
8. Webcam/Microphone connector
9. DDR4 SODIMM socket
10. ODD power and data connector
11. Battery
12. Power button board connector
13. HDD power connector
14. SATA HDD connector
15. Speaker (left)
16. Speaker (right)




[Back to Views page](#)

[Back to Welcome page](#)



1 X 2 X 3 X **4 X**

4 X View



1. LVDS connector
2. M.2 WLAN socket
3. Touch panel control connector
4. Backlight connector
5. CPU
6. Fan connector
7. CMOS and Password jumpers
8. Webcam/Microphone connector
9. DDR4 SODIMM socket
10. ODD power and data connector
11. Battery
12. Power button board connector
13. HDD power connector
14. SATA HDD connector
15. Speaker (left)
16. Speaker (right)


[Back to Views page](#)

[Back to Welcome page](#)



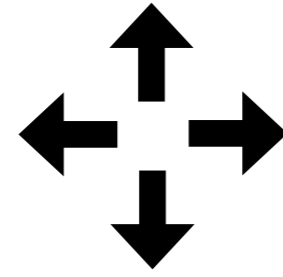

1 X Bottom View

1 X 2 X 3 X 4 X



[Back to Views page](#)


[Back to Welcome page](#)



1 X **2 X** 3 X 4 X

1. Power LED
2. Hard drive LED
3. 2 USB 2.0 ports
4. RJ-45(Ethernet) port
5. DC Power in connector
6. 2 USB 3.0 ports
7. HDMI out
8. Headphone/Microphone combo jack

2 X Bottom View




[Back to Views page](#)

[Back to Welcome page](#)



1 X **2 X** 3 X 4 X



[Back to Views page](#)


[Back to Welcome page](#)



1 X **2 X** 3 X 4 X


- 1. Power LED
- 2. Hard drive LED
- 3. 2 USB 2.0 ports
- 4. RJ-45(Ethernet) port
- 5. DC Power in connector
- 6. 2 USB 3.0 ports
- 7. HDMI out
- 8. Headphone/Microphone combo jack

2 X Bottom View



[Back to Views page](#)


[Back to Welcome page](#)



1 X **2 X** 3 X 4 X

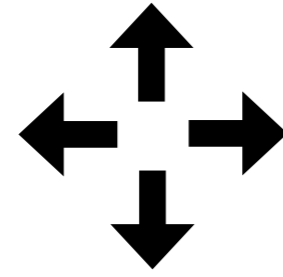
- 1. Power LED
- 2. Hard drive LED
- 3. 2 USB 2.0 ports
- 4. RJ-45(Ethernet) port
- 5. DC Power in connector
- 6. 2 USB 3.0 ports
- 7. HDMI out
- 8. Headphone/Microphone combo jack

2 X Bottom View



[Back to Views page](#)


[Back to Welcome page](#)



1 X 2 X **3 X** 4 X

1. Power LED
2. Hard drive LED
3. 2 USB 2.0 ports
4. RJ-45 (Ethernet) port
5. DC Power in connector
6. 2 USB 3.0 ports
7. HDMI out
8. Headphone/Microphone combo jack

3 X Bottom View




[Back to Views page](#)

[Back to Welcome page](#)



1 X 2 X **3 X** 4 X



[Back to Views page](#)

1. Power LED
2. Hard drive LED
3. 2 USB 2.0 ports
4. RJ-45 (Ethernet) port
5. DC Power in connector
6. 2 USB 3.0 ports
7. HDMI out
8. Headphone/Microphone combo jack


3 X Bottom View

[Back to Welcome page](#)



1 X 2 X **3 X** 4 X


3 X Bottom View



[Back to Views page](#)

1. Power LED
2. Hard drive LED
3. 2 USB 2.0 ports
4. RJ-45 (Ethernet) port
5. DC Power in connector
6. 2 USB 3.0 ports
7. HDMI out
8. Headphone/Microphone combo jack


[Back to Welcome page](#)



1 X 2 X **3 X** 4 X

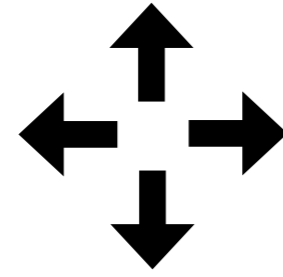

1. Power LED
2. Hard drive LED
3. 2 USB 2.0 ports
4. RJ-45(Ethernet) port
5. DC Power in connector
6. 2 USB 3.0 ports
7. HDMI out
8. Headphone/Microphone combo jack

3 X Bottom View



[Back to Views page](#)


[Back to Welcome page](#)



1 X 2 X 3 X **4 X**

4 X Bottom View

1. Power LED
2. Hard drive LED
3. 2 USB 2.0 ports
4. RJ-45 (Ethernet) port
5. DC Power in connector
6. 2 USB 3.0 ports
7. HDMI out
8. Headphone/Microphone combo jack



[Back to Views page](#)


[Back to Welcome page](#)



1 X 2 X 3 X **4 X**

1. Power LED
2. Hard drive LED
3. 2 USB 2.0 ports
4. RJ-45 (Ethernet) port
5. DC Power in connector
6. 2 USB 3.0 ports
7. HDMI out
8. Headphone/Microphone combo jack

4 X Bottom View

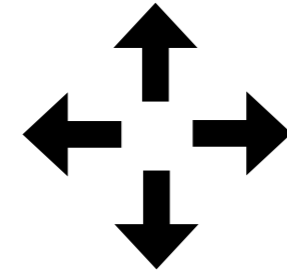


[Back to Views page](#)

[Back to Welcome page](#)




1. Power LED
2. Hard drive LED
3. 2 USB 2.0 ports
4. RJ-45 (Ethernet) port
5. DC Power in connector
6. 2 USB 3.0 ports
7. HDMI out
8. Headphone/Microphone combo jack



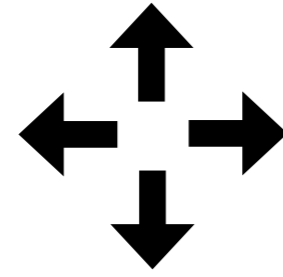
4 X Bottom View

1 X 2 X 3 X **4 X**




[Back to Views page](#)

[Back to Welcome page](#)



1 X 2 X 3 X **4 X**



1. Power LED
2. Hard drive LED
3. 2 USB 2.0 ports
4. RJ-45 (Ethernet) port
5. DC Power in connector
6. 2 USB 3.0 ports
7. HDMI out
8. Headphone/Microphone combo jack

[Back to Views page](#)


[Back to Welcome page](#)



1 X 2 X 3 X **4 X**

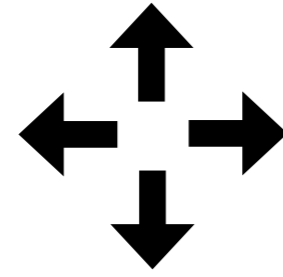
4 X Bottom View

1. Power LED
2. Hard drive LED
3. 2 USB 2.0 ports
4. RJ-45 (Ethernet) port
5. DC Power in connector
6. 2 USB 3.0 ports
7. HDMI out
8. Headphone/Microphone combo jack



[Back to Views page](#)


[Back to Welcome page](#)



1 X 2 X 3 X **4 X**


1. Power LED
2. Hard drive LED
3. 2 USB 2.0 ports
4. RJ-45 (Ethernet) port
5. DC Power in connector
6. 2 USB 3.0 ports
7. HDMI out
8. Headphone/Microphone combo jack

4 X Bottom View



[Back to Views page](#)


[Back to Welcome page](#)



1 X 2 X 3 X **4 X**

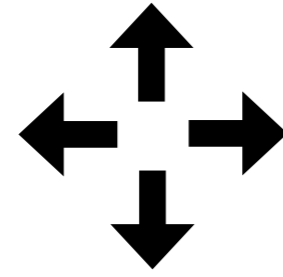

- 1. Power LED
- 2. Hard drive LED
- 3. 2 USB 2.0 ports
- 4. RJ-45 (Ethernet) port
- 5. DC Power in connector
- 6. 2 USB 3.0 ports
- 7. HDMI out
- 8. Headphone/Microphone combo jack

4 X Bottom View



[Back to Views page](#)


[Back to Welcome page](#)



1 X 2 X 3 X **4 X**

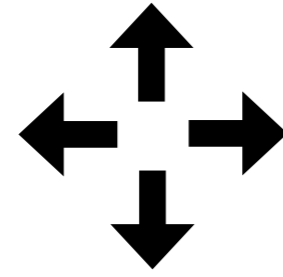
1. Power LED
2. Hard drive LED
3. 2 USB 2.0 ports
4. RJ-45 (Ethernet) port
5. DC Power in connector
6. 2 USB 3.0 ports
7. HDMI out
8. Headphone/Microphone combo jack

4 X Bottom View



[Back to Views page](#)


[Back to Welcome page](#)



1 X 2 X 3 X **4 X**

1. Power LED
2. Hard drive LED
3. 2 USB 2.0 ports
4. RJ-45 (Ethernet) port
5. DC Power in connector
6. 2 USB 3.0 ports
7. HDMI out
8. Headphone/Microphone combo jack

4 X Bottom View



[Back to Views page](#)