

Interactive Part Locator

HP Z1 Entry Tower Workstation

Welcome to the interactive part locator for the
HP Z1 Entry Tower Workstation

Here's how to use it...

[External Views](#) (Click the link to navigate to the views)

On this page you will find large icons of each of the external views of this product. To view a specific view in greater detail, simply click that view.

[Parts List](#) (Click the link to navigate to the parts)

On this page, you will find a list of all of the replaceable parts for this product. To view a specific part and its location in the product, click the part name in the list.

That's it! On every page there is a link that brings you back to either the External Views or the Parts List, enabling you to navigate to whatever view or part you wish to review.

External Views


[Back to Welcome page](#)



Front



Front Ports



Back



Back Ports



Top



Internal 1




Internal 2

[Go to Parts List](#)

Front View

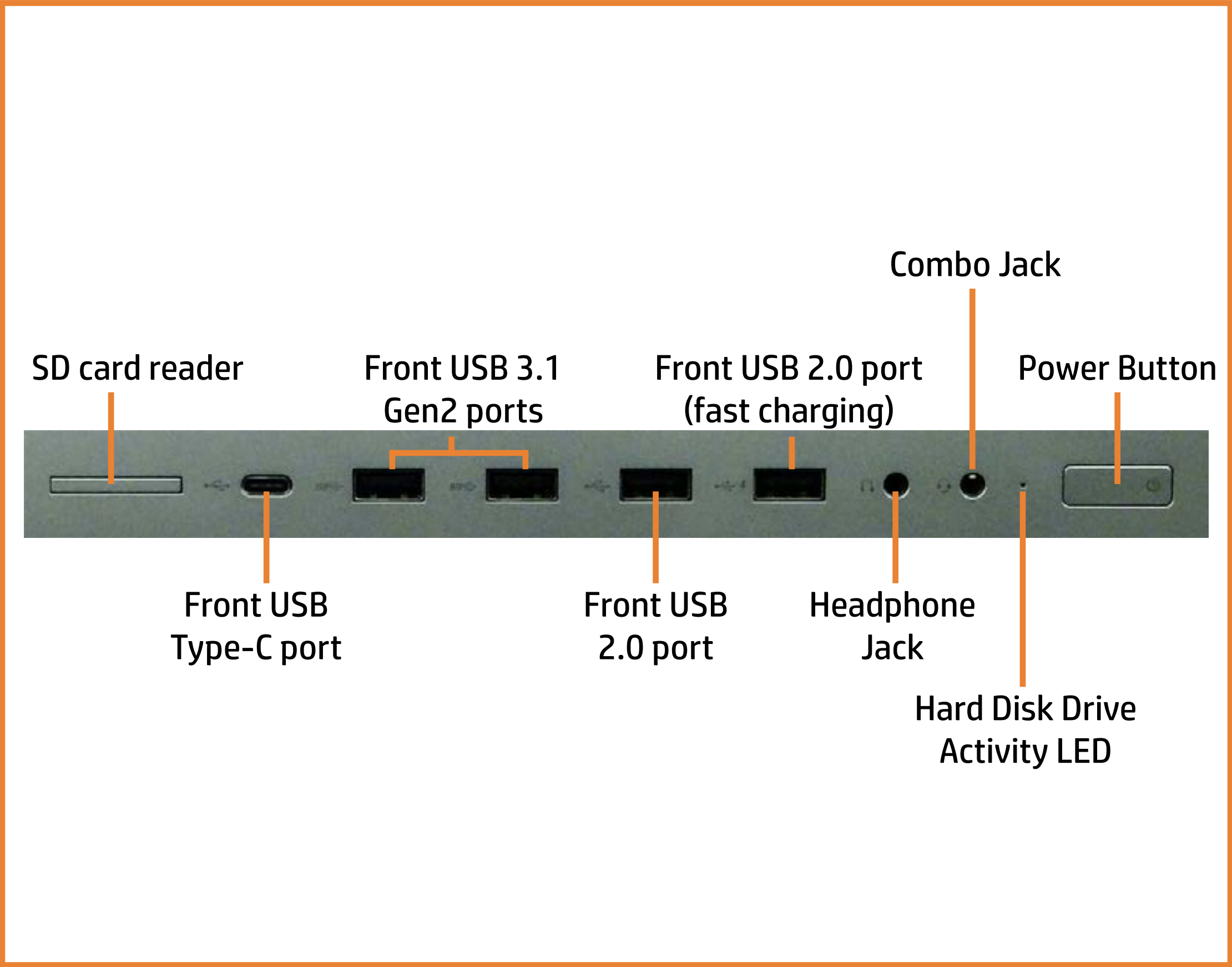
[Back to External Views](#)



[Go to Parts List](#)

Front Ports

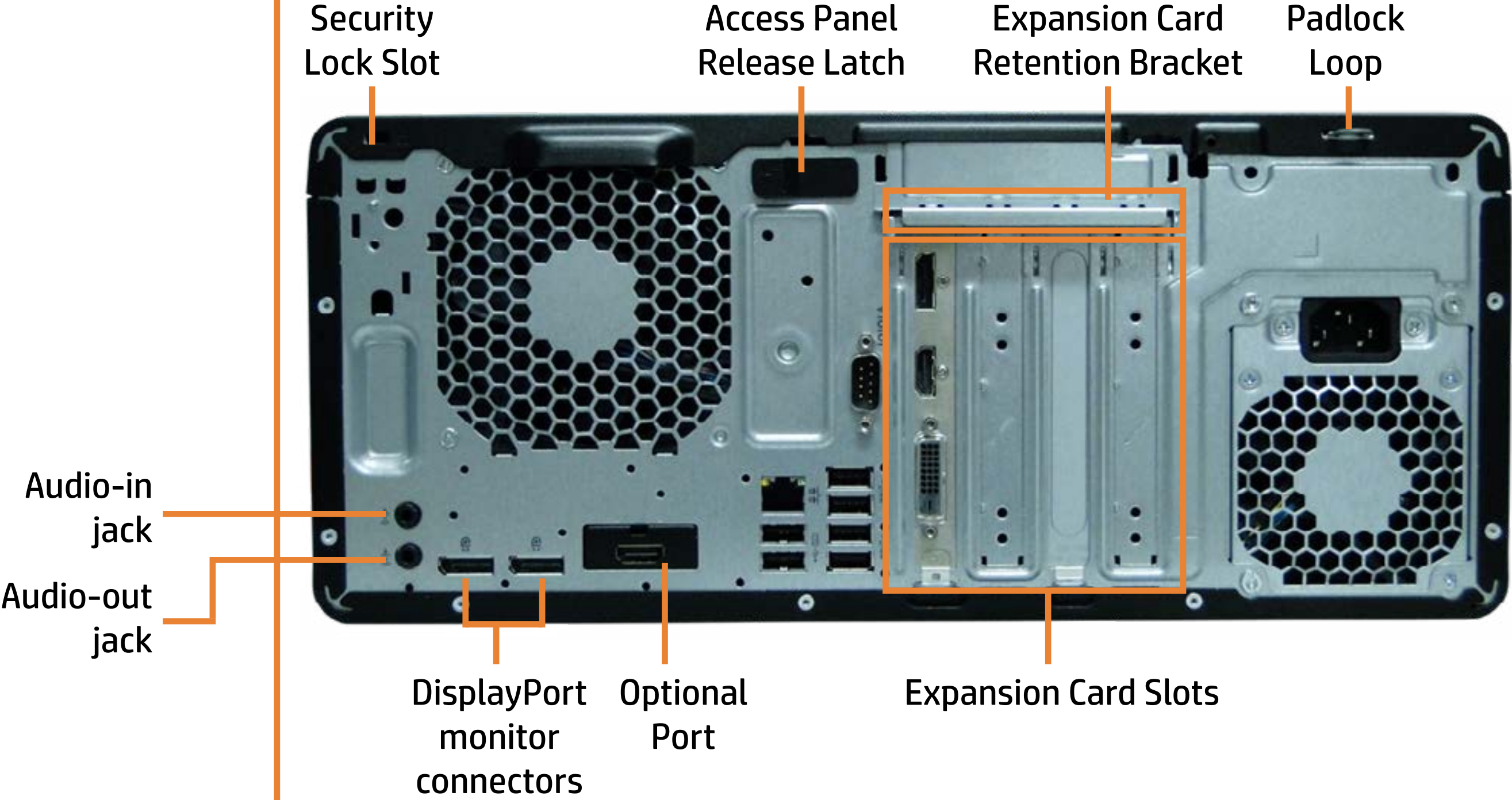
[Back to External Views](#)



[Go to Parts List](#)

Back View


[Back to External Views](#)



[Go to Parts List](#)

Back Ports

[Back to External Views](#)



[Go to Parts List](#)

Top View

[Back to External Views](#)

Access
Panel



[Go to Parts List](#)

Internal 1 View

[Back to External Views](#)

Serial port
Graphics Card
Expansion Card Slots
Power Supply
(internal)

Hood Sensor
Rear Fan

Heat Sink and Fan


3.5 in. Hard Drive



[Go to Parts List](#)

Internal 2 View

[Back to External Views](#)



[Go to Parts List](#)

Front Bezel

Front Bezel

Slim Tray Optical Disk Drive

Access Panel

3.5 in. Hard Drive

Heat Sink and Fan

Rear Fan

Power Supply

Expansion Card Slots

Graphic Card

Hood Sensor

Serial port

Solenoid Lock

Option Board

RTC Battery

M.2 Wireless LAN Card

M.2 SSD Card

Memory Module

Speaker

Processor

System Board



[Go to External Views](#)

Slim Tray Optical Disk

Front Bezel

Slim Tray Optical Disk Drive

Access Panel

3.5 in. Hard Drive

Heat Sink and Fan

Rear Fan

Power Supply

Expansion Card Slots

Graphic Card

Hood Sensor

Serial port

Solenoid Lock

Option Board

RTC Battery

M.2 Wireless LAN Card

M.2 SSD Card

Memory Module

Speaker

Processor


System Board



[Go to External Views](#)

Access Panel

- Front Bezel
- Slim Tray Optical Disk Drive
- Access Panel
- 3.5 in. Hard Drive
- Heat Sink and Fan
- Rear Fan
- Power Supply
- Expansion Card Slots
- Graphic Card
- Hood Sensor
- Serial port
- Solenoid Lock
- Option Board
- RTC Battery
- M.2 Wireless LAN Card
- M.2 SSD Card
- Memory Module
- Speaker
- Processor
- System Board



[Go to External Views](#)

3.5 in Hard Drive


Front Bezel
Slim Tray Optical Disk Drive
Access Panel
3.5 in. Hard Drive
Heat Sink and Fan
Rear Fan
Power Supply
Expansion Card Slots
Graphic Card
Hood Sensor
Serial port
Solenoid Lock
Option Board
RTC Battery
M.2 Wireless LAN Card
M.2 SSD Card
Memory Module
Speaker
Processor
System Board



[Go to External Views](#)

Heat Sink and Fan

Front Bezel
Slim Tray Optical Disk Drive
Access Panel
3.5 in. Hard Drive
Heat Sink and Fan
Rear Fan
Power Supply
Expansion Card Slots
Graphic Card
Hood Sensor
Serial port
Solenoid Lock
Option Board
RTC Battery
M.2 Wireless LAN Card
M.2 SSD Card
Memory Module
Speaker
Processor
System Board



[Go to External Views](#)

Rear Fan


Front Bezel
Slim Tray Optical Disk Drive
Access Panel
3.5 in. Hard Drive
Heat Sink and Fan
Rear Fan
Power Supply
Expansion Card Slots
Graphic Card
Hood Sensor
Serial port
Solenoid Lock
Option Board
RTC Battery
M.2 Wireless LAN Card
M.2 SSD Card
Memory Module
Speaker
Processor
System Board



[Go to External Views](#)

Power Supply

Front Bezel
Slim Tray Optical Disk Drive
Access Panel
3.5 in. Hard Drive
Heat Sink and Fan
Rear Fan
Power Supply
Expansion Card Slots
Graphic Card
Hood Sensor
Serial port
Solenoid Lock
Option Board
RTC Battery
M.2 Wireless LAN Card
M.2 SSD Card
Memory Module
Speaker
Processor
System Board



[Go to External Views](#)

Expansion Card Slots


Front Bezel
Slim Tray Optical Disk Drive
Access Panel
3.5 in. Hard Drive
Heat Sink and Fan
Rear Fan
Power Supply
Expansion Card Slots
Graphic Card
Hood Sensor
Serial port
Solenoid Lock
Option Board
RTC Battery
M.2 Wireless LAN Card
M.2 SSD Card
Memory Module
Speaker
Processor
System Board



[Go to External Views](#)

Graphic Card


Front Bezel
Slim Tray Optical Disk Drive
Access Panel
3.5 in. Hard Drive
Heat Sink and Fan
Rear Fan
Power Supply
Expansion Card Slots
Graphic Card
Hood Sensor
Serial port
Solenoid Lock
Option Board
RTC Battery
M.2 Wireless LAN Card
M.2 SSD Card
Memory Module
Speaker
Processor
System Board



[Go to External Views](#)

Hood Sensor


Front Bezel
Slim Tray Optical Disk Drive
Access Panel
3.5 in. Hard Drive
Heat Sink and Fan
Rear Fan
Power Supply
Expansion Card Slots
Graphic Card
Hood Sensor
Serial port
Solenoid Lock
Option Board
RTC Battery
M.2 Wireless LAN Card
M.2 SSD Card
Memory Module
Speaker
Processor
System Board



[Go to External Views](#)

Serial port


Front Bezel
Slim Tray Optical Disk Drive
Access Panel
3.5 in. Hard Drive
Heat Sink and Fan
Rear Fan
Power Supply
Expansion Card Slots
Graphic Card
Hood Sensor
Serial port
Solenoid Lock
Option Board
RTC Battery
M.2 Wireless LAN Card
M.2 SSD Card
Memory Module
Speaker
Processor
System Board



[Go to External Views](#)

Solenoid Lock


Front Bezel
Slim Tray Optical Disk Drive
Access Panel
3.5 in. Hard Drive
Heat Sink and Fan
Rear Fan
Power Supply
Expansion Card Slots
Graphic Card
Hood Sensor
Serial port
Solenoid Lock
Option Board
RTC Battery
M.2 Wireless LAN Card
M.2 SSD Card
Memory Module
Speaker
Processor
System Board



[Go to External Views](#)

Option Board


- Front Bezel
- Slim Tray Optical Disk Drive
- Access Panel
- 3.5 in. Hard Drive
- Heat Sink and Fan
- Rear Fan
- Power Supply
- Expansion Card Slots
- Graphic Card
- Hood Sensor
- Serial port
- Solenoid Lock
- Option Board**
- RTC Battery
- M.2 Wireless LAN Card
- M.2 SSD Card
- Memory Module
- Speaker
- Processor
- System Board



[Go to External Views](#)

RTC Battery

- Front Bezel
- Slim Tray Optical Disk Drive
- Access Panel
- 3.5 in. Hard Drive
- Heat Sink and Fan
- Rear Fan
- Power Supply
- Expansion Card Slots
- Graphic Card
- Hood Sensor
- Serial port
- Solenoid Lock
- Option Board
- RTC Battery**
- M.2 Wireless LAN Card
- M.2 SSD Card
- Memory Module
- Speaker
- Processor
- System Board



[Go to External Views](#)

M.2 Wireless LAN Card

Front Bezel
Slim Tray Optical Disk Drive
Access Panel
3.5 in. Hard Drive
Heat Sink and Fan
Rear Fan
Power Supply
Expansion Card Slots
Graphic Card
Hood Sensor
Serial port
Solenoid Lock
Option Board
RTC Battery
M.2 Wireless LAN Card
M.2 SSD Card
Memory Module
Speaker
Processor
System Board



[Go to External Views](#)

M.2 SSD Card

Front Bezel
Slim Tray Optical Disk Drive
Access Panel
3.5 in. Hard Drive
Heat Sink and Fan
Rear Fan
Power Supply
Expansion Card Slots
Graphic Card
Hood Sensor
Serial port
Solenoid Lock
Option Board
RTC Battery
M.2 Wireless LAN Card
M.2 SSD Card
Memory Module
Speaker
Processor
System Board



[Go to External Views](#)

Memory Module

Front Bezel
Slim Tray Optical Disk Drive
Access Panel
3.5 in. Hard Drive
Heat Sink and Fan
Rear Fan
Power Supply
Expansion Card Slots
Graphic Card
Hood Sensor
Serial port
Solenoid Lock
Option Board
RTC Battery
M.2 Wireless LAN Card
M.2 SSD Card
Memory Module
Speaker
Processor
System Board



[Go to External Views](#)

Speaker

Front Bezel
Slim Tray Optical Disk Drive
Access Panel
3.5 in. Hard Drive
Heat Sink and Fan
Rear Fan
Power Supply
Expansion Card Slots
Graphic Card
Hood Sensor
Serial port
Solenoid Lock
Option Board
RTC Battery
M.2 Wireless LAN Card
M.2 SSD Card
Memory Module
Speaker
Processor
System Board



[Go to External Views](#)

Processor

Front Bezel
Slim Tray Optical Disk Drive
Access Panel
3.5 in. Hard Drive
Heat Sink and Fan
Rear Fan
Power Supply
Expansion Card Slots
Graphic Card
Hood Sensor
Serial port
Solenoid Lock
Option Board
RTC Battery
M.2 Wireless LAN Card
M.2 SSD Card
Memory Module
Speaker
Processor
System Board



[Go to External Views](#)

System Board

Front Bezel
Slim Tray Optical Disk Drive
Access Panel
3.5 in. Hard Drive
Heat Sink and Fan
Rear Fan
Power Supply
Expansion Card Slots
Graphic Card
Hood Sensor
Serial port
Solenoid Lock
Option Board
RTC Battery
M.2 Wireless LAN Card
M.2 SSD Card
Memory Module
Speaker
Processor
System Board



[Go to External Views](#)