

Interactive BIOS simulator

HP Pavilion Gaming Desktop 690-0xxx

Welcome to the interactive BIOS simulator for the
HP Pavilion Gaming Desktop 690-0xxx

Here's how to use it...

[BIOS Utility Menus](#): (Click the link to navigate to the individual menus)

On this page you will find thumbnail images of each of the product's BIOS utility menus. To view a specific menu in greater detail, simply click that thumbnail. Just as in the live BIOS, on each menu, you can select the tab of each of the other utility menus to navigate directly to that menu.

Menu options:

While the menu options cannot be toggled, many of them offer item specific information about that option. To view this information, use the cursor to rollover the option and the information will present in a pane on the right of the BIOS screen.

That's it!

On every page there is a link that brings you back to either this Welcome page or the BIOS Utility Menus page enabling you to navigate to whatever BIOS option you wish to review.

BIOS Utility Menus

File

Storage

Security

Power

Advanced

Note


This program walkthrough was developed from a pre-production version of the Hewlett-Packard Computer Setup for training purposes only. The information contained in this walkthrough might not exactly match the current or previous production version. The walkthrough is representative of the typical factory default settings, but it might not provide all possible options. A customer's settings depend on the specific model and on any changes they have made to the factory defaults.

HP Setup Utility

Placeholder for a table or list of items, currently empty.

System Information

Manufacturer	HP
Product Name	
SKU Number	
Serial Number	
System Family	
Born on Date	00/00/0000
System Board ID	843B
System Board CT Number	
BIOS Revision	843B v.F.01
BIOS Date	03/15/2018
Processor Type	Intel (R) Pentium(TM) Gold G5400 CPU @ 3.70 GHZ
Processor Speed	3700 MHz
Memory Size	16384 MB DDR4 / 2400 MHz / Dual Channel



About

System BIOS and Setup Utility

(C) Copyright 1985-2018, American Megatrends, Inc.

All Right Reserved

5555 Oakbrook Pkwy, Norcross, GA 30093


Phone: (770) - 246 - 8600

System Log

Result:
0502

Time:
010155-000009

- No Data -
- No Data -
- No Data -
- No Data -
- No Data -
- No Data -
- No Data -
- No Data -
- No Data -
- No Data -
- No Data -
- No Data -
- No Data -
- No Data -
- No Data -
- No Data -
- No Data -
- No Data -
- No Data -
- No Data -
- No Data -



Set Time and Date


Time (hh:mm)	▶ 21:20
Date (mm/dd/yyyy)	04/21/2017

Default Setup

Placeholder for a list or menu of options, currently empty.

Apply Default and Exit

Are you sure you want to
Set Defaults and Exit



Ignore Changes and Exit
Are you sure you want to
Ignore Changes and Exit

Placeholder for a list or menu with three horizontal lines.

Save Changes and Exit

Are you sure you want to
Save Changes and Exit





Device Configuration

Hard Disk

CD-ROM

HP Setup Utility



SATA2 1.0 TB, WDCWD10EZEX-60WN4A0

Size	1.0 TB
Model	WDCWD10EZEX-60WN4A0
Firmware	01.01A01
Serial Number	WD-WCC6Y2UVRKR2

HP Setup Utility



M.2 128.0 GB, INTEL SSDPEKKF128G7H

Size	128 GB
Model	INTEL SSDPEKKF128G7H
Firmware	HP02
Serial Number	BTPY74161AV51288A

HP Setup Utility



SATA2 hpHLSDSVDRWGUD1N

Size	hpHLSDVDRWGUD1N
Firmware	LD04
Serial Number	744C2021846



Storage Options

SATA Emulation

A blue rectangular menu box with a white border. The text "Storage Options" is centered at the top, and "SATA Emulation" is centered below it.



Storage Options

SATA Emulation

A blue rectangular menu box with a white border. The text "Storage Options" is centered at the top, and "SATA Emulation" is centered below it.



Boot Order

- ▶ UEFI Boot Sources
 - OS Boot Manager
 - Windows Boot Manager (ST1000LM049-2GH172)
 - USB Hard Drive
 - USB Floppy/CD
 - ATAPI CD/DVD Drive
 - Network Controller
- Legacy Boot Sources
 - Hard Drive
 - SATA0
 - INTEL SSDPEKKF128G7H
 - USB Floppy/CD
 - ATAPI CD/DVD Drive
 - Network Controller

A rectangular area with a light gray background and a thin gray border. It contains two horizontal lines, one near the top and one near the bottom, suggesting a placeholder for text or a list.

HP Setup Utility

Placeholder for a menu or navigation pane with two horizontal lines.

Administrator Password

Enter New Password []
Confirm Password []

HP Setup Utility

[Placeholder for a menu or navigation pane]

Power-On Password

Enter New Password	[]
Confirm Password	[]

Device Security

- System Audio
- Network Controller
- Onboard Card Reader
- SATA0
- SATA1
- SATA2
- SATA3

USB Security

Front USB Port

- USB Port 1
- USB Port 3
- USB Port 10

Rear USB Port


- USB Port 0
- USB Port 2
- USB Port 4
- USB Port 5
- USB Port 7
- USB Port 8

Internal USB Port

- USB Port 13

Slot Security

- PCI Express x16 Slot 1
- M.2 Card Slot 1
- M.2 Card Slot 2



Network Boot

Network Boot
Network Boot Protocol

System IDs

Product Name	[]
Serail Number	[]
UUID	[21FA7647-80BE-FEA4-EF53-62BBCE48D6D4]
SKU Number		
System Family		
Feature Byte	[]
	[]
	[]
	[]
Build ID	[]
Keyboard	U.S.	

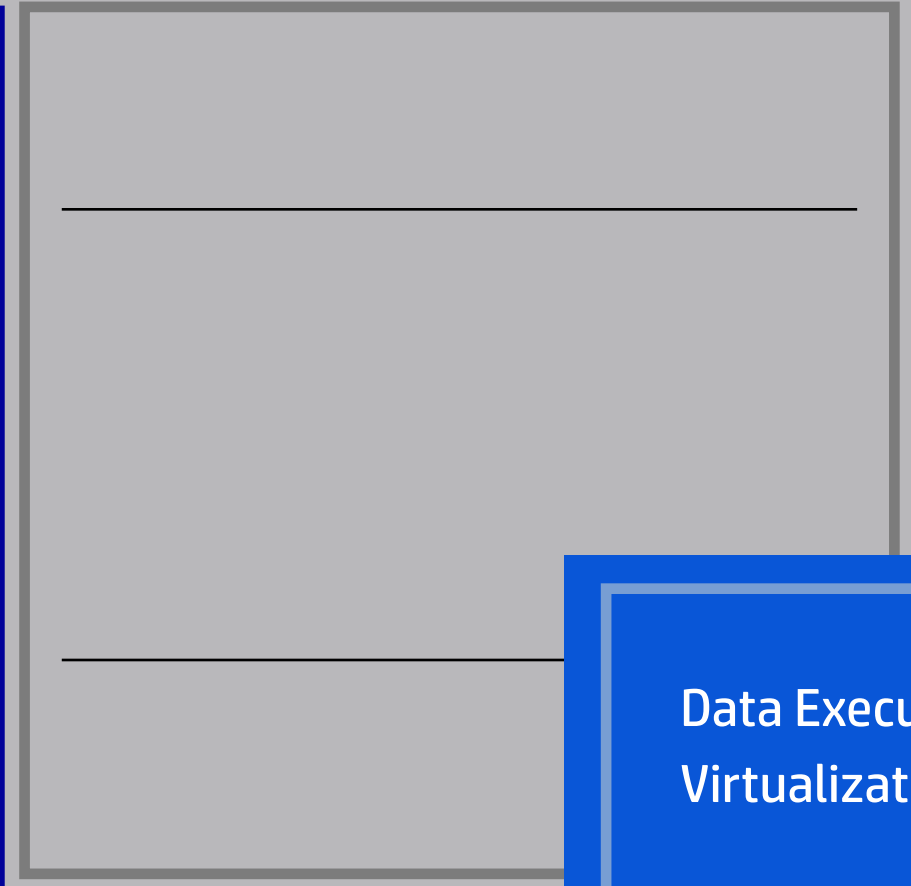
System Security

Data Execution Prevention

Virtualization Technology (VTx/VTd)

Intel Software Guard Extension (SGX)

Restore Security settings to Factory Defaults



System Security

Data Execution Prevention

Virtualization Technology (VTx/VTd)

TPM

TPM Device

Intel Software Guard Extensions (SGX) - Disabled

Restore Security

Secure Boot - Enabled

BitLocker - Disabled

BitLocker - Controlled

SC=Cancel

Secure Boot Configura

Secure Boot Configuration

The options on this Setup page are only for Windows 8 and other Operating System that support Secure Boot.

Changing the default settings of any of the Setup options on this page for Operating System that do not support Secure Boot may prevent the syetm from botting successfully.

Are you sure that you want to continue?





OS Power Managemnet

Runtime Power Management
Idle Power Savings



Hardware Power Managemnet

SATA Power Management
S4/S5 Wake on LAN


HP Setup Utility



Thermal	
CPU Fan Speed:	1890
System Fan Speed:	905

HP Setup Utility





Power-On Options

- POST Messages
- After Power Loss
- POST Delay (in seconds)
- Remote Wakeup Boot Source
- Wake on LAN Power-On Password Policy



BIOS Power-On

- Sunday
- Monday
- Tuesday
- Wednesday
- Thursday
- Friday
- Saturday
- Time (hh:mm)



Bus Options

- PCI SERR# Generation
- PCI VGA Palette Snooping



Device Options

- Num Lock State at Power-On
- Multi-Processor
- Hyper-Threading
- NIC PXE Option ROM Download