

# Interactive BIOS simulator

## HP Pavilion 24-b000 All-in-One Desktop PC series

Welcome to the interactive BIOS simulator for the HP Pavilion 24-b000 All-in-One Desktop PC series

### Here's how to use it...

[BIOS Utility Menus](#): (Click the link to navigate to the individual menus)

On this page you will find thumbnail images of each of the product's BIOS utility menus. To view a specific menu in greater detail, simply click that thumbnail. Just as in the live BIOS, on each menu, you can select the tab of each of the other utility menus to navigate directly to that menu.

### Menu options:

While the menu options cannot be toggled, many of them offer item specific information about that option. To view this information, use the cursor to rollover the option and the information will present in a pane on the right of the BIOS screen.

### That's it!

**On every page there is a link that brings you back to either this Welcome page or the BIOS Utility Menus page enabling you to navigate to whatever BIOS option you wish to review.**

# BIOS Utility Menus

File

Storage

Security

Power

Advanced

**Note**

This program walkthrough was developed from a pre-production version of the Hewlett-Packard Computer Setup for training purposes only. The information contained in this walkthrough might not exactly match the current or previous production version. The walkthrough is representative of the typical factory default settings, but it might not provide all possible options. A customer's settings depend on the specific model and on any changes they have made to the factory defaults.

HP Setup Utility

Placeholder for a table or list of items, currently empty.

System Information

System Information

Manufacturer	HP
Product Name	Fangio24
SKU Number	N83PVTB#004
Serial Number	8CC6070GCF
Born on Date	00/00/0000
System Board ID	81B9
System Board CT Number	PN83C028J1204B
BIOS Revision	81B9 vF.01
BIOS Date	04/05/2016
Processor Type	AMD A6-9230 RADEON R4, 10 COMPUTE CORES 2C+6G
Processor Speed	2600 MHz
Memory Size	16384 MB DDR4 / 2400 MHz / Dual Channel

About

System BIOS and Setup Utility

(C) Copyright 1982-2016  
HP Development Company, L.P.  
All Right Reserved

(C)Copyright 1985-2016, American Megatrends, Inc.  
All Right Reserved  
5555 Oakbrook Pkwy, Norcross, GA 30093  
Phone: (770) - 246 - 8600



Set Time and Date

Time (hh:mm)

▶ 07:53

Date (mm/dd/yyyy)

05/12/2016



Default Setup

Apply Default and Exit

Are you sure you want to  
Set Defaults and Exit

Placeholder for a list or menu with three horizontal lines.

Ignore Changes and Exit

Are you sure you want to  
Ignore Changes and Exit

Placeholder for a list or menu with three horizontal lines.

Save Changes and Exit

Are you sure you want to  
Save Changes and Exit

\_\_\_\_\_

\_\_\_\_\_

Placeholder box with two horizontal lines.

Device Configuration

Hard Disk

CD-ROM

# HP Setup Utility



## SATA0 2.0 TB, WDCWD20EZR-60D8PB0

Size	2.0 TB
Model	WDCWD20EZR-60D8PB0
Firmware	80.00A80
Serial Number	WD-WCC4M6YUXZ8X

# HP Setup Utility



## SATA1 hpBD-REBU20N

Model	hpBD-REBU20N
Firmware	BU24
Serial Number	B6AS3P3016270





Storage Options

SATA Emulation

A blue rectangular box with a white border. The text "Storage Options" is centered at the top, and "SATA Emulation" is centered below it.



Storage Options

SATA Emulation

A blue rectangular box with a white border. The text "Storage Options" is centered at the top, and "SATA Emulation" is centered below it.

Placeholder box with two horizontal lines.

DPS Self-test



DPS Self-test

Estimated execution time (in minutes) : 263



DPS Self-test

Performing test 1

10%

A progress bar consisting of a horizontal line with a red segment on the left side, indicating 10% completion. The text "10%" is centered above the bar.

\_\_\_\_\_

\_\_\_\_\_



Boot Order

- ▶ UEFI Boot Sources
  - Windows Boot Manager
  - USB Floppy/CD
  - USB Hard Drive
  - ATAPI CD/DVD Drive
  - UEFI: IPv4 Realtek PCIe GBE Family Controller
  - UEFI: IPv6 Realtek PCIe GBE Family Controller
- Legacy Boot Sources
  - USB Floppy/CD
  - Hard Drive
    - SATA0
  - ATAPI CD/DVD Drive

Placeholder for a configuration or information panel, currently empty.



# HP Setup Utility

Placeholder for a menu or navigation pane with two horizontal lines.

Setup Password

Enter New Password	[	]
Confirm Password	[	]



Device Security

- System Audio
- Network Controller
- Onboard Card Reader
- SATA0
- SATA1

USB Security

Front USB Ports

USB Port 0

USB Port 1

USB Port 2

Rear USB Ports

USB Port 3

USB Port 4

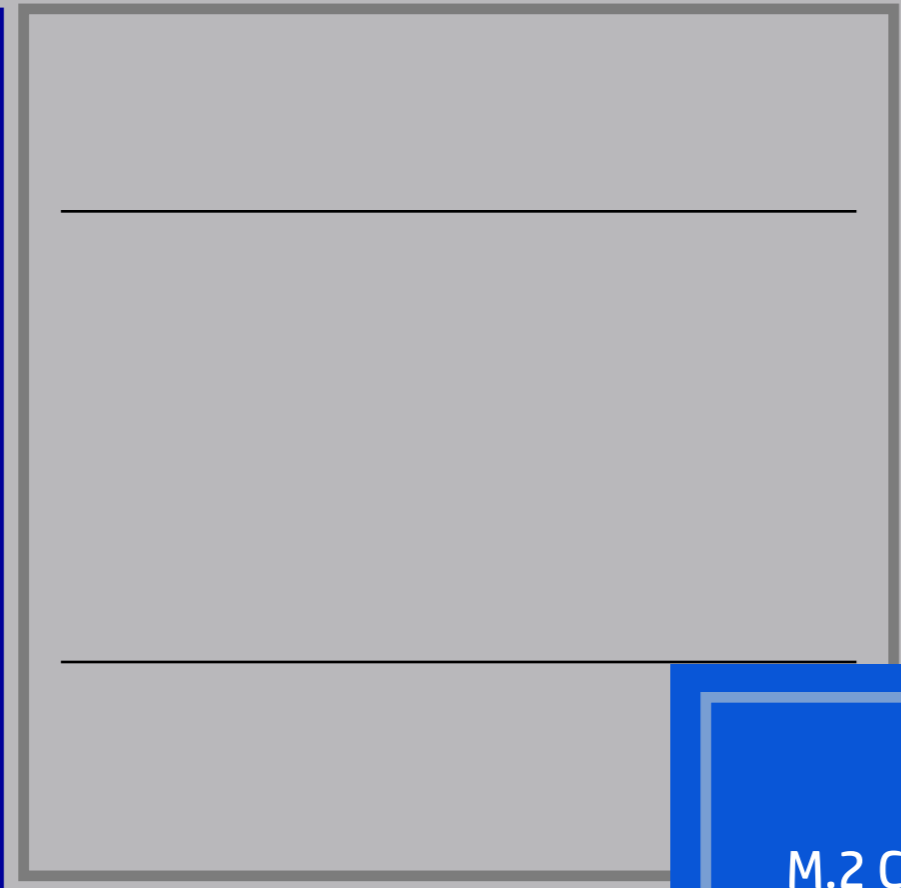
USB Port 5

Internal USB Ports

USB Port 6

USB Port 7

Enable



Slot Security

M.2 Card Slot

Placeholder for a list or menu of boot options, currently empty.

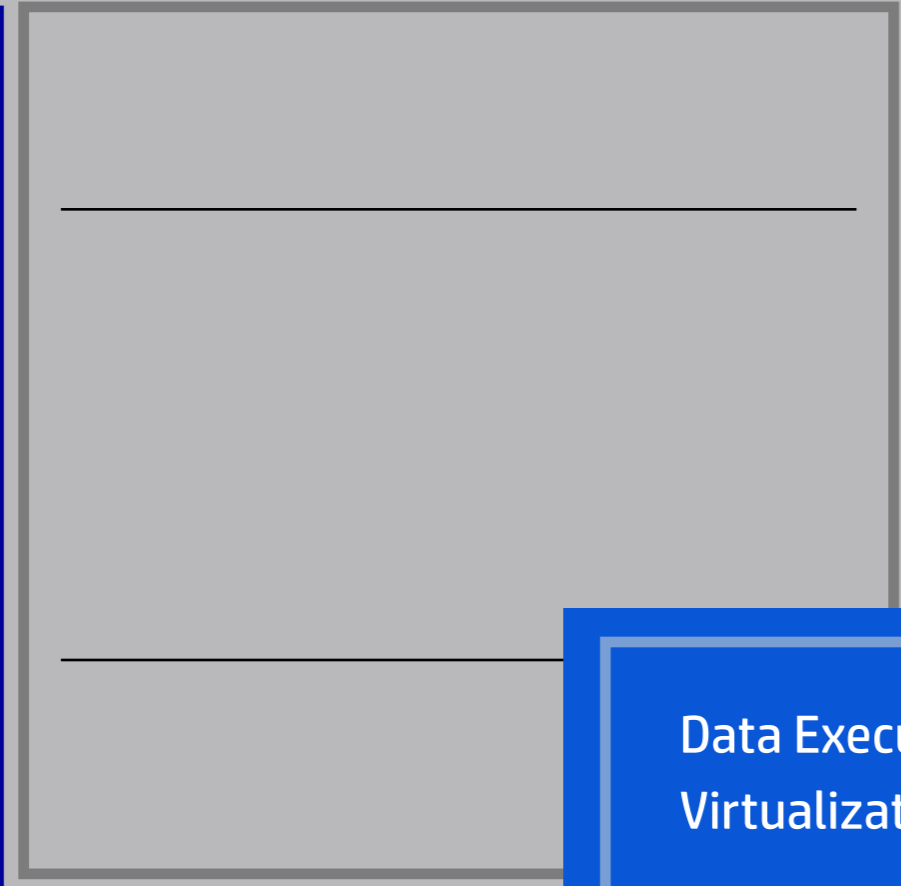
Network Boot

Network Boot

# HP Setup Utility

## System IDs

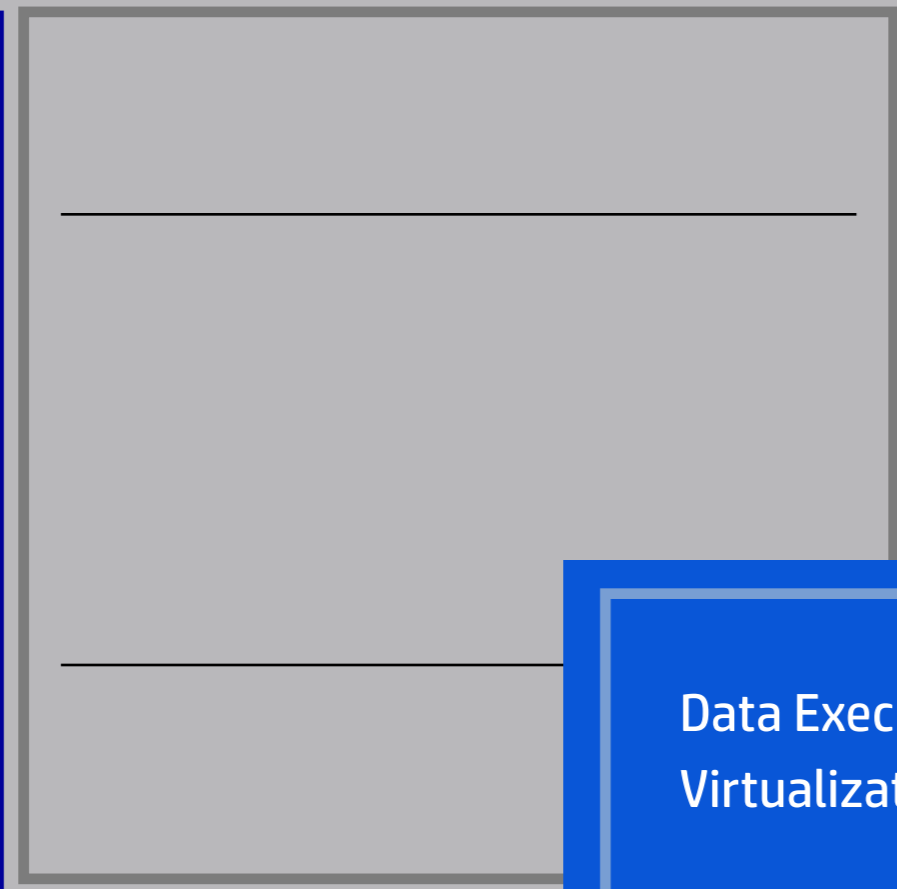
Product Name	[Fangio 24	]
Serail Number	[8CC6070GCF	]
UUID	[AEF448AB-AE19-B007-5820-683890E414C4	]
SKU Number	[N83PVTB#004	]
System Family	103C_53316J G=D	
Feature Byte	3F.hr	
	[	]
	[	]
	[	]
Build ID	[	]
Keyboard	U.S.	



System Security

Data Execution Prevention  
Virtualization Technology





System Security

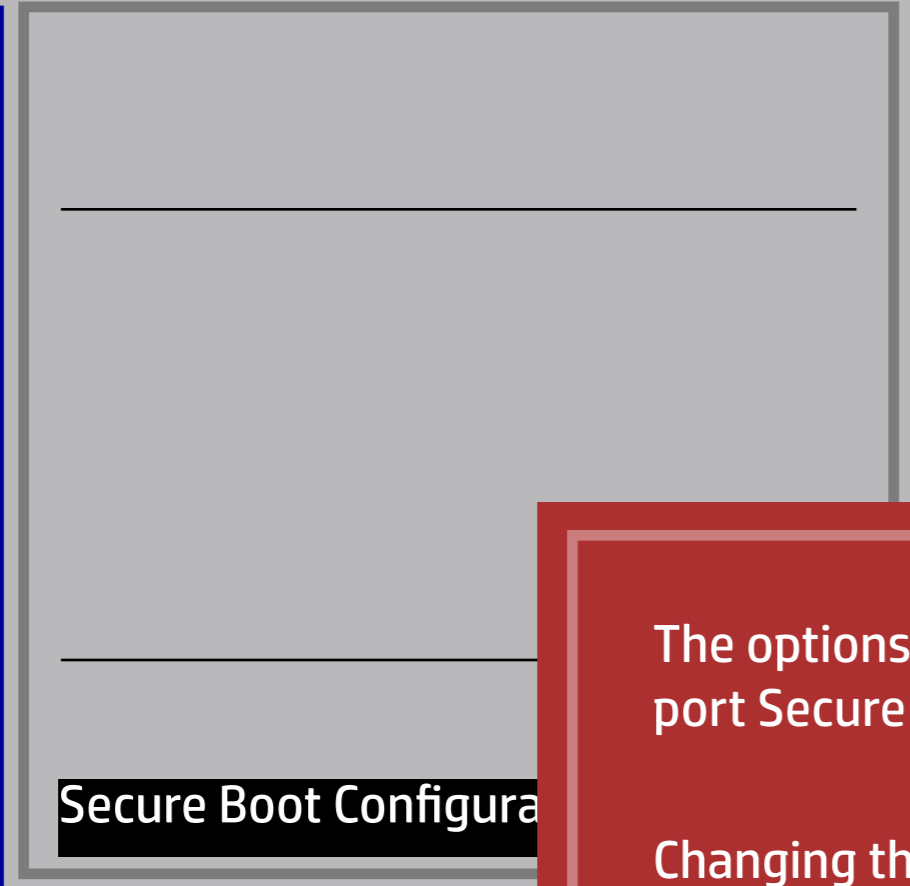
Data Execution Prevention

Virtualization Technology (VTx/VTd)

TPM

TPM Device

SC=Cancel



Secure Boot Configuration

The options on this Setup page are only for Windows 8 and other Operating System that support Secure Boot.

Changing the default settings of any of the Setup options on this page for Operating System that do not support Secure Boot may prevent the syetm from botting successfully.

Are you sure that you want to continue?

Secure Boot Configuration

Secure Boot Configuration

Legacy Support

Secure Boot

Key Management

Clear Secure Boot Keys

Key Ownership

Fast Boot



# HP Setup Utility



## OS Power Managemnet

Runtime Power Management  
Idle Power Savings



Hardware Power Managemnet

- SATA Power Management
- S4/S5 Wake on LAN
- USB Fast Charging Port in S4/S5

# HP Setup Utility



	Thermal
CPU Fan Speed:	2137 RPM

# HP Setup Utility







Power-On Options

- POST Messages
- After Power Loss
- POST Delay (in seconds)
- Remote Wakeup Boot Source



BIOS Power-On

- Sunday
- Monday
- Tuesday
- Wednesday
- Thursday
- Friday
- Saturday
- Time (hh:mm)



Bus Options

- PCI SERR# Generation
- PCI VGA Palette Snooping

# HP Setup Utility



## Device Options

Num Lock State at Power-On  
NIC PXE Option ROM Download