

Interactive System Board Viewer

OMEN 25L/30L Desktop PC Series (Intel & AMD)

Welcome to the interactive System Board for the
OMEN 25L/30L Desktop PC Series (Intel & AMD)

Here's how to use it...

[Intel - Zoomable View](#) (Click the link to navigate to the viewer)

[AMD - Zoomable View](#) (Click the link to navigate to the viewer)

On the Zoomable View page, you will find the viewer's zoom navigation links above the viewer on the left-hand side. You can choose from four levels of magnification: 1x, 2x, 3x, and 4x.

1x: The default magnification is 1x and at this magnification you can view the location of a feature by selecting it from the numbered list on the left.

2x, 3x, 4x: When you choose a greater magnification level, you use the navigation arrows and numbered features list to focus on the feature that you wish to review.


That's it!

Back to Welcome page

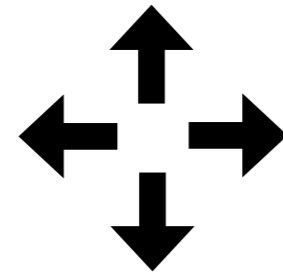



1 X View - Intel

1 X 2 X 3 X 4 X




[Back to Welcome page](#)



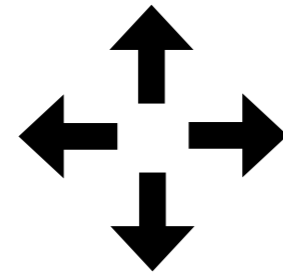

1 X **2 X** 3 X 4 X

2 X View - Intel

1. Audio connector
2. 8-pin power connector
3. Rear system fan connector
4. System fan connector
5. Liquid cooling pump connector
6. Four DDR4 UDIMM slots
7. Power button connector
8. 24-pin power connector
9. Front I/O USB connector
10. Front RGB fan connector
11. M.2 WLAN slot
12. Power LED connector
13. Lighting control module connector
14. Primary HDD SATA connector
15. Secondary HDD SATA connector
16. CMOS jumper
17. Password jumper
18. M.2 SSD slot
19. RTC battery
20. PCI Express x16 slot
21. CPU socket
22. Second M.2 SSD slot
23. One USB-C 3.1 Gen 2 port
24. Two USB-A 3.1 Gen 2 ports
25. Two USB-A 3.1 Gen 1 ports
26. RJ-45 (Ethernet) port/two USB-A 2.0 ports
27. Rear audio ports
28. VRM heat sinks




Back to Welcome page



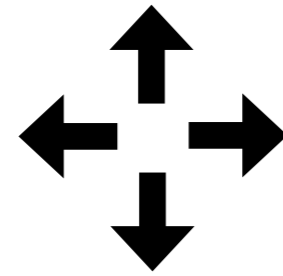

1 X **2 X** 3 X 4 X

2 X View - Intel

1. Audio connector
2. 8-pin power connector
3. Rear system fan connector
4. System fan connector
5. Liquid cooling pump connector
6. Four DDR4 UDIMM slots
7. Power button connector
8. 24-pin power connector
9. Front I/O USB connector
10. Front RGB fan connector
11. M.2 WLAN slot
12. Power LED connector
13. Lighting control module connector
14. Primary HDD SATA connector
15. Secondary HDD SATA connector
16. CMOS jumper
17. Password jumper
18. M.2 SSD slot
19. RTC battery
20. PCI Express x16 slot
21. CPU socket
22. Second M.2 SSD slot
23. One USB-C 3.1 Gen 2 port
24. Two USB-A 3.1 Gen 2 ports
25. Two USB-A 3.1 Gen 1 ports
26. RJ-45 (Ethernet) port/two USB-A 2.0 ports
27. Rear audio ports
28. VRM heat sinks




Back to Welcome page



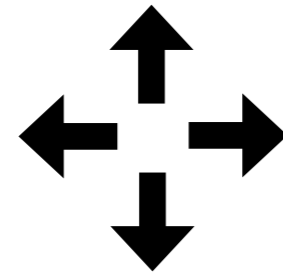

1 X 2 X 3 X 4 X

2 X View - Intel



1. Audio connector
2. 8-pin power connector
3. Rear system fan connector
4. System fan connector
5. Liquid cooling pump connector
6. Four DDR4 UDIMM slots
7. Power button connector
8. 24-pin power connector
9. Front I/O USB connector
10. Front RGB fan connector
11. M.2 WLAN slot
12. Power LED connector
13. Lighting control module connector
14. Primary HDD SATA connector
15. Secondary HDD SATA connector
16. CMOS jumper
17. Password jumper
18. M.2 SSD slot
19. RTC battery
20. PCI Express x16 slot
21. CPU socket
22. Second M.2 SSD slot
23. One USB-C 3.1 Gen 2 port
24. Two USB-A 3.1 Gen 2 ports
25. Two USB-A 3.1 Gen 1 ports
26. RJ-45 (Ethernet) port/two USB-A 2.0 ports
27. Rear audio ports
28. VRM heat sinks


Back to Welcome page





1 X **2 X** 3 X 4 X

2 X View - Intel

1. Audio connector
2. 8-pin power connector
3. Rear system fan connector
4. System fan connector
5. Liquid cooling pump connector
6. Four DDR4 UDIMM slots
7. Power button connector
8. 24-pin power connector
9. Front I/O USB connector
10. Front RGB fan connector
11. M.2 WLAN slot
12. Power LED connector
13. Lighting control module connector
14. Primary HDD SATA connector
15. Secondary HDD SATA connector
16. CMOS jumper
17. Password jumper
18. M.2 SSD slot
19. RTC battery
20. PCI Express x16 slot
21. CPU socket
22. Second M.2 SSD slot
23. One USB-C 3.1 Gen 2 port
24. Two USB-A 3.1 Gen 2 ports
25. Two USB-A 3.1 Gen 1 ports
26. RJ-45 (Ethernet) port/two USB-A 2.0 ports
27. Rear audio ports
28. VRM heat sinks




Back to Welcome page



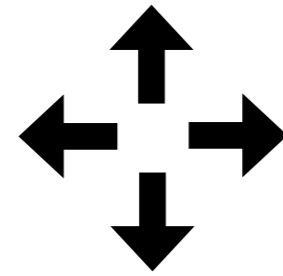

1 X 2 X **3 X** 4 X

3 X View - Intel

1. Audio connector
2. 8-pin power connector
3. Rear system fan connector
4. System fan connector
5. Liquid cooling pump connector
6. Four DDR4 UDIMM slots
7. Power button connector
8. 24-pin power connector
9. Front I/O USB connector
10. Front RGB fan connector
11. M.2 WLAN slot
12. Power LED connector
13. Lighting control module connector
14. Primary HDD SATA connector
15. Secondary HDD SATA connector
16. CMOS jumper
17. Password jumper
18. M.2 SSD slot
19. RTC battery
20. PCI Express x16 slot
21. CPU socket
22. Second M.2 SSD slot
23. One USB-C 3.1 Gen 2 port
24. Two USB-A 3.1 Gen 2 ports
25. Two USB-A 3.1 Gen 1 ports
26. RJ-45 (Ethernet) port/two USB-A 2.0 ports
27. Rear audio ports
28. VRM heat sinks




Back to Welcome page



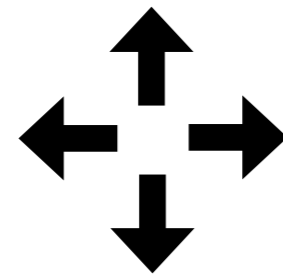

1 X 2 X **3 X** 4 X

3 X View - Intel




1. Audio connector
2. 8-pin power connector
3. Rear system fan connector
4. System fan connector
5. Liquid cooling pump connector
6. Four DDR4 UDIMM slots
7. Power button connector
8. 24-pin power connector
9. Front I/O USB connector
10. Front RGB fan connector
11. M.2 WLAN slot
12. Power LED connector
13. Lighting control module connector
14. Primary HDD SATA connector
15. Secondary HDD SATA connector
16. CMOS jumper
17. Password jumper
18. M.2 SSD slot
19. RTC battery
20. PCI Express x16 slot
21. CPU socket
22. Second M.2 SSD slot
23. One USB-C 3.1 Gen 2 port
24. Two USB-A 3.1 Gen 2 ports
25. Two USB-A 3.1 Gen 1 ports
26. RJ-45 (Ethernet) port/two USB-A 2.0 ports
27. Rear audio ports
28. VRM heat sinks

Back to Welcome page



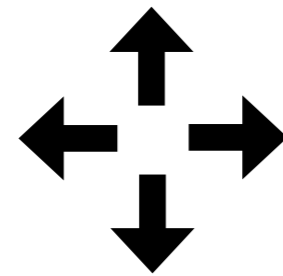

1 X 2 X **3 X** 4 X

3 X View - Intel



1. Audio connector
2. 8-pin power connector
3. Rear system fan connector
4. System fan connector
5. Liquid cooling pump connector
6. Four DDR4 UDIMM slots
7. Power button connector
8. 24-pin power connector
9. Front I/O USB connector
10. Front RGB fan connector
11. M.2 WLAN slot
12. Power LED connector
13. Lighting control module connector
14. Primary HDD SATA connector
15. Secondary HDD SATA connector
16. CMOS jumper
17. Password jumper
18. M.2 SSD slot
19. RTC battery
20. PCI Express x16 slot
21. CPU socket
22. Second M.2 SSD slot
23. One USB-C 3.1 Gen 2 port
24. Two USB-A 3.1 Gen 2 ports
25. Two USB-A 3.1 Gen 1 ports
26. RJ-45 (Ethernet) port/two USB-A 2.0 ports
27. Rear audio ports
28. VRM heat sinks


Back to Welcome page



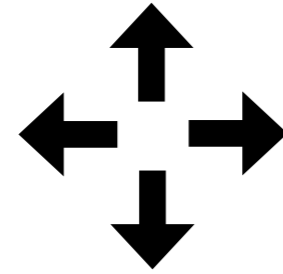

1X 2X **3X** 4X

3 X View - Intel

1. Audio connector
2. 8-pin power connector
3. Rear system fan connector
4. System fan connector
5. Liquid cooling pump connector
6. Four DDR4 UDIMM slots
7. Power button connector
8. 24-pin power connector
9. Front I/O USB connector
10. Front RGB fan connector
11. M.2 WLAN slot
12. Power LED connector
13. Lighting control module connector
14. Primary HDD SATA connector
15. Secondary HDD SATA connector
16. CMOS jumper
17. Password jumper
18. M.2 SSD slot
19. RTC battery
20. PCI Express x16 slot
21. CPU socket
22. Second M.2 SSD slot
23. One USB-C 3.1 Gen 2 port
24. Two USB-A 3.1 Gen 2 ports
25. Two USB-A 3.1 Gen 1 ports
26. RJ-45 (Ethernet) port/two USB-A 2.0 ports
27. Rear audio ports
28. VRM heat sinks




Back to Welcome page



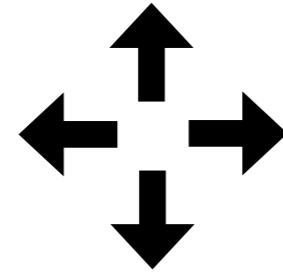
1 X 2 X 3 X **4 X**

4 X View - Intel

1. Audio connector
2. 8-pin power connector
3. Rear system fan connector
4. System fan connector
5. Liquid cooling pump connector
6. Four DDR4 UDIMM slots
7. Power button connector
8. 24-pin power connector
9. Front I/O USB connector
10. Front RGB fan connector
11. M.2 WLAN slot
12. Power LED connector
13. Lighting control module connector
14. Primary HDD SATA connector
15. Secondary HDD SATA connector
16. CMOS jumper
17. Password jumper
18. M.2 SSD slot
19. RTC battery
20. PCI Express x16 slot
21. CPU socket
22. Second M.2 SSD slot
23. One USB-C 3.1 Gen 2 port
24. Two USB-A 3.1 Gen 2 ports
25. Two USB-A 3.1 Gen 1 ports
26. RJ-45 (Ethernet) port/two USB-A 2.0 ports
27. Rear audio ports
28. VRM heat sinks




Back to Welcome page



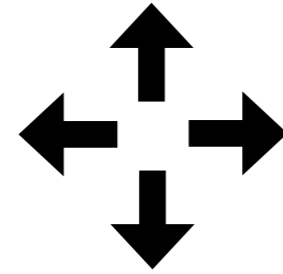

1 X 2 X 3 X **4 X**

4 X View - Intel




1. Audio connector
2. 8-pin power connector
3. Rear system fan connector
4. System fan connector
5. Liquid cooling pump connector
6. Four DDR4 UDIMM slots
7. Power button connector
8. 24-pin power connector
9. Front I/O USB connector
10. Front RGB fan connector
11. M.2 WLAN slot
12. Power LED connector
13. Lighting control module connector
14. Primary HDD SATA connector
15. Secondary HDD SATA connector
16. CMOS jumper
17. Password jumper
18. M.2 SSD slot
19. RTC battery
20. PCI Express x16 slot
21. CPU socket
22. Second M.2 SSD slot
23. One USB-C 3.1 Gen 2 port
24. Two USB-A 3.1 Gen 2 ports
25. Two USB-A 3.1 Gen 1 ports
26. RJ-45 (Ethernet) port/two USB-A 2.0 ports
27. Rear audio ports
28. VRM heat sinks

Back to Welcome page




1 X 2 X 3 X **4 X**

4 X View - Intel




1. Audio connector
2. 8-pin power connector
3. Rear system fan connector
4. System fan connector
5. Liquid cooling pump connector
6. Four DDR4 UDIMM slots
7. Power button connector
8. 24-pin power connector
9. Front I/O USB connector
10. Front RGB fan connector
11. M.2 WLAN slot
12. Power LED connector
13. Lighting control module connector
14. Primary HDD SATA connector
15. Secondary HDD SATA connector
16. CMOS jumper
17. Password jumper
18. M.2 SSD slot
19. RTC battery
20. PCI Express x16 slot
21. CPU socket
22. Second M.2 SSD slot
23. One USB-C 3.1 Gen 2 port
24. Two USB-A 3.1 Gen 2 ports
25. Two USB-A 3.1 Gen 1 ports
26. RJ-45 (Ethernet) port/two USB-A 2.0 ports
27. Rear audio ports
28. VRM heat sinks

Back to Welcome page

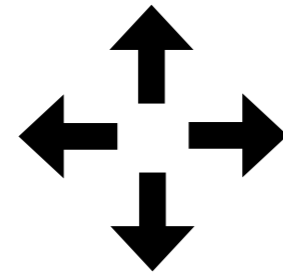



4 X View - Intel




- 1. Audio connector
- 2. 8-pin power connector
- 3. Rear system fan connector
- 4. System fan connector
- 5. Liquid cooling pump connector
- 6. Four DDR4 UDIMM slots
- 7. Power button connector
- 8. 24-pin power connector
- 9. Front I/O USB connector
- 10. Front RGB fan connector
- 11. M.2 WLAN slot
- 12. Power LED connector
- 13. Lighting control module connector
- 14. Primary HDD SATA connector
- 15. Secondary HDD SATA connector
- 16. CMOS jumper
- 17. Password jumper
- 18. M.2 SSD slot
- 19. RTC battery
- 20. PCI Express x16 slot
- 21. CPU socket
- 22. Second M.2 SSD slot
- 23. One USB-C 3.1 Gen 2 port
- 24. Two USB-A 3.1 Gen 2 ports
- 25. Two USB-A 3.1 Gen 1 ports
- 26. RJ-45 (Ethernet) port/two USB-A 2.0 ports
- 27. Rear audio ports
- 28. VRM heat sinks

Back to Welcome page





1X 2X 3X **4X**

4 X View - Intel




1. Audio connector
2. 8-pin power connector
3. Rear system fan connector
4. System fan connector
5. Liquid cooling pump connector
6. Four DDR4 UDIMM slots
7. Power button connector
8. 24-pin power connector
9. Front I/O USB connector
10. Front RGB fan connector
11. M.2 WLAN slot
12. Power LED connector
13. Lighting control module connector
14. Primary HDD SATA connector
15. Secondary HDD SATA connector
16. CMOS jumper
17. Password jumper
18. M.2 SSD slot
19. RTC battery
20. PCI Express x16 slot
21. CPU socket
22. Second M.2 SSD slot
23. One USB-C 3.1 Gen 2 port
24. Two USB-A 3.1 Gen 2 ports
25. Two USB-A 3.1 Gen 1 ports
26. RJ-45 (Ethernet) port/two USB-A 2.0 ports
27. Rear audio ports
28. VRM heat sinks

Back to Welcome page



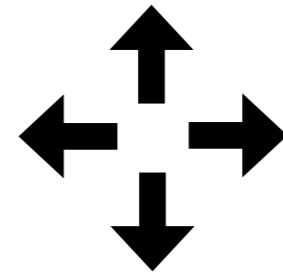

1X 2X 3X **4X**

4 X View - Intel



1. Audio connector
2. 8-pin power connector
3. Rear system fan connector
4. System fan connector
5. Liquid cooling pump connector
6. Four DDR4 UDIMM slots
7. Power button connector
8. 24-pin power connector
9. Front I/O USB connector
10. Front RGB fan connector
11. M.2 WLAN slot
12. Power LED connector
13. Lighting control module connector
14. Primary HDD SATA connector
15. Secondary HDD SATA connector
16. CMOS jumper
17. Password jumper
18. M.2 SSD slot
19. RTC battery
20. PCI Express x16 slot
21. CPU socket
22. Second M.2 SSD slot
23. One USB-C 3.1 Gen 2 port
24. Two USB-A 3.1 Gen 2 ports
25. Two USB-A 3.1 Gen 1 ports
26. RJ-45 (Ethernet) port/two USB-A 2.0 ports
27. Rear audio ports
28. VRM heat sinks


Back to Welcome page



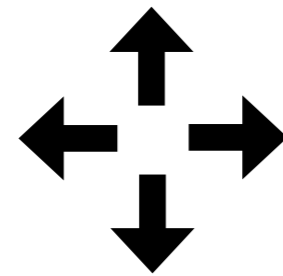

1X 2X 3X **4X**

4 X View - Intel

1. Audio connector
2. 8-pin power connector
3. Rear system fan connector
4. System fan connector
5. Liquid cooling pump connector
6. Four DDR4 UDIMM slots
7. Power button connector
8. 24-pin power connector
9. Front I/O USB connector
10. Front RGB fan connector
11. M.2 WLAN slot
12. Power LED connector
13. Lighting control module connector
14. Primary HDD SATA connector
15. Secondary HDD SATA connector
16. CMOS jumper
17. Password jumper
18. M.2 SSD slot
19. RTC battery
20. PCI Express x16 slot
21. CPU socket
22. Second M.2 SSD slot
23. One USB-C 3.1 Gen 2 port
24. Two USB-A 3.1 Gen 2 ports
25. Two USB-A 3.1 Gen 1 ports
26. RJ-45 (Ethernet) port/two USB-A 2.0 ports
27. Rear audio ports
28. VRM heat sinks




Back to Welcome page





1X 2X 3X **4X**

4 X View - Intel

1. Audio connector
2. 8-pin power connector
3. Rear system fan connector
4. System fan connector
5. Liquid cooling pump connector
6. Four DDR4 UDIMM slots
7. Power button connector
8. 24-pin power connector
9. Front I/O USB connector
10. Front RGB fan connector
11. M.2 WLAN slot
12. Power LED connector
13. Lighting control module connector
14. Primary HDD SATA connector
15. Secondary HDD SATA connector
16. CMOS jumper
17. Password jumper
18. M.2 SSD slot
19. RTC battery
20. PCI Express x16 slot
21. CPU socket
22. Second M.2 SSD slot
23. One USB-C 3.1 Gen 2 port
24. Two USB-A 3.1 Gen 2 ports
25. Two USB-A 3.1 Gen 1 ports
26. RJ-45 (Ethernet) port/two USB-A 2.0 ports
27. Rear audio ports
28. VRM heat sinks




Back to Welcome page





1 X 2 X 3 X **4 X**

4 X View - Intel



1. Audio connector
2. 8-pin power connector
3. Rear system fan connector
4. System fan connector
5. Liquid cooling pump connector
6. Four DDR4 UDIMM slots
7. Power button connector
8. 24-pin power connector
9. Front I/O USB connector
10. Front RGB fan connector
11. M.2 WLAN slot
12. Power LED connector
13. Lighting control module connector
14. Primary HDD SATA connector
15. Secondary HDD SATA connector
16. CMOS jumper
17. Password jumper
18. M.2 SSD slot
19. RTC battery
20. PCI Express x16 slot
21. CPU socket
22. Second M.2 SSD slot
23. One USB-C 3.1 Gen 2 port
24. Two USB-A 3.1 Gen 2 ports
25. Two USB-A 3.1 Gen 1 ports
26. RJ-45 (Ethernet) port/two USB-A 2.0 ports
27. Rear audio ports
28. VRM heat sinks


Back to Welcome page



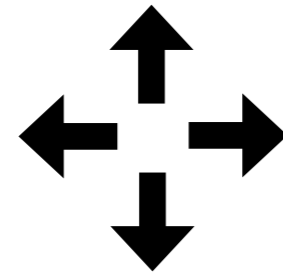

1 X **2 X** 3 X 4 X

2 X View - AMD

1. 4-pin power connector
2. Rear system fan connector
3. CPU socket
4. System fan connector
5. Two DDR4 UDIMM sockets
6. Hard drive fan connector
7. Power LED connector
8. Power button connector
9. Lighting control module connector
10. Front I/O USB connector
11. Primary HDD SATA connector
12. Secondary HDD SATA connector
13. M.2 SSD socket
14. CMOS jumper
15. Password jumper
16. M.2 WLAN socket
17. 24-pin power connector
18. RTC battery
19. Audio connector
20. PCI Express x16 slot
21. Rear audio ports
22. RJ-45 (Ethernet) port
23. Four USB-A 3.1 Gen 1 ports
24. USB-C 3.1 Gen 2 port
25. USB-A 3.1 Gen 2 port




Back to Welcome page



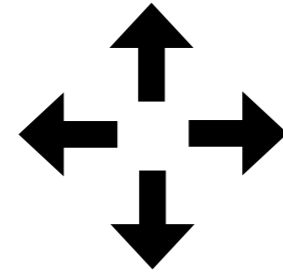

1 X 2 X 3 X 4 X

2 X View - AMD

1. 4-pin power connector
2. Rear system fan connector
3. CPU socket
4. System fan connector
5. Two DDR4 UDIMM sockets
6. Hard drive fan connector
7. Power LED connector
8. Power button connector
9. Lighting control module connector
10. Front I/O USB connector
11. Primary HDD SATA connector
12. Secondary HDD SATA connector
13. M.2 SSD socket
14. CMOS jumper
15. Password jumper
16. M.2 WLAN socket
17. 24-pin power connector
18. RTC battery
19. Audio connector
20. PCI Express x16 slot
21. Rear audio ports
22. RJ-45 (Ethernet) port
23. Four USB-A 3.1 Gen 1 ports
24. USB-C 3.1 Gen 2 port
25. USB-A 3.1 Gen 2 port




Back to Welcome page



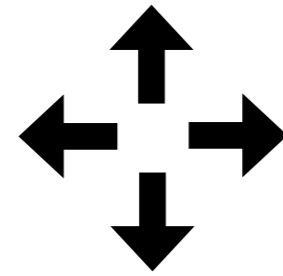

1 X 2 X 3 X 4 X

2 X View - AMD

1. 4-pin power connector
2. Rear system fan connector
3. CPU socket
4. System fan connector
5. Two DDR4 UDIMM sockets
6. Hard drive fan connector
7. Power LED connector
8. Power button connector
9. Lighting control module connector
10. Front I/O USB connector
11. Primary HDD SATA connector
12. Secondary HDD SATA connector
13. M.2 SSD socket
14. CMOS jumper
15. Password jumper
16. M.2 WLAN socket
17. 24-pin power connector
18. RTC battery
19. Audio connector
20. PCI Express x16 slot
21. Rear audio ports
22. RJ-45 (Ethernet) port
23. Four USB-A 3.1 Gen 1 ports
24. USB-C 3.1 Gen 2 port
25. USB-A 3.1 Gen 2 port




Back to Welcome page





1 X **2 X** 3 X 4 X

2 X View - AMD

1. 4-pin power connector
2. Rear system fan connector
3. CPU socket
4. System fan connector
5. Two DDR4 UDIMM sockets
6. Hard drive fan connector
7. Power LED connector
8. Power button connector
9. Lighting control module connector
10. Front I/O USB connector
11. Primary HDD SATA connector
12. Secondary HDD SATA connector
13. M.2 SSD socket
14. CMOS jumper
15. Password jumper
16. M.2 WLAN socket
17. 24-pin power connector
18. RTC battery
19. Audio connector
20. PCI Express x16 slot
21. Rear audio ports
22. RJ-45 (Ethernet) port
23. Four USB-A 3.1 Gen 1 ports
24. USB-C 3.1 Gen 2 port
25. USB-A 3.1 Gen 2 port




Back to Welcome page



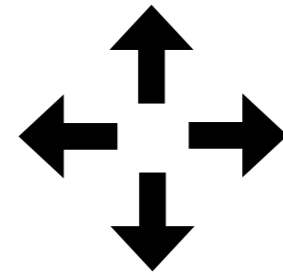

1 X 2 X **3 X** 4 X

3 X View - AMD

1. 4-pin power connector
2. Rear system fan connector
3. CPU socket
4. System fan connector
5. Two DDR4 UDIMM sockets
6. Hard drive fan connector
7. Power LED connector
8. Power button connector
9. Lighting control module connector
10. Front I/O USB connector
11. Primary HDD SATA connector
12. Secondary HDD SATA connector
13. M.2 SSD socket
14. CMOS jumper
15. Password jumper
16. M.2 WLAN socket
17. 24-pin power connector
18. RTC battery
19. Audio connector
20. PCI Express x16 slot
21. Rear audio ports
22. RJ-45 (Ethernet) port
23. Four USB-A 3.1 Gen 1 ports
24. USB-C 3.1 Gen 2 port
25. USB-A 3.1 Gen 2 port




Back to Welcome page





1 X 2 X **3 X** 4 X

3 X View - AMD

1. 4-pin power connector
2. Rear system fan connector
3. CPU socket
4. System fan connector
5. Two DDR4 UDIMM sockets
6. Hard drive fan connector
7. Power LED connector
8. Power button connector
9. Lighting control module connector
10. Front I/O USB connector
11. Primary HDD SATA connector
12. Secondary HDD SATA connector
13. M.2 SSD socket
14. CMOS jumper
15. Password jumper
16. M.2 WLAN socket
17. 24-pin power connector
18. RTC battery
19. Audio connector
20. PCI Express x16 slot
21. Rear audio ports
22. RJ-45 (Ethernet) port
23. Four USB-A 3.1 Gen 1 ports
24. USB-C 3.1 Gen 2 port
25. USB-A 3.1 Gen 2 port




Back to Welcome page





1X 2X **3X** 4X

3 X View - AMD

1. 4-pin power connector
2. Rear system fan connector
3. CPU socket
4. System fan connector
5. Two DDR4 UDIMM sockets
6. Hard drive fan connector
7. Power LED connector
8. Power button connector
9. Lighting control module connector
10. Front I/O USB connector
11. Primary HDD SATA connector
12. Secondary HDD SATA connector
13. M.2 SSD socket
14. CMOS jumper
15. Password jumper
16. M.2 WLAN socket
17. 24-pin power connector
18. RTC battery
19. Audio connector
20. PCI Express x16 slot
21. Rear audio ports
22. RJ-45 (Ethernet) port
23. Four USB-A 3.1 Gen 1 ports
24. USB-C 3.1 Gen 2 port
25. USB-A 3.1 Gen 2 port




Back to Welcome page



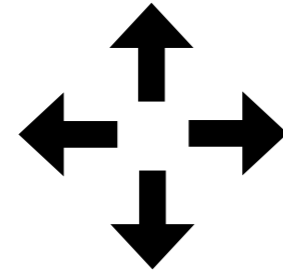

1X 2X 3X **4X**

4 X View - AMD

1. 4-pin power connector
2. Rear system fan connector
3. CPU socket
4. System fan connector
5. Two DDR4 UDIMM sockets
6. Hard drive fan connector
7. Power LED connector
8. Power button connector
9. Lighting control module connector
10. Front I/O USB connector
11. Primary HDD SATA connector
12. Secondary HDD SATA connector
13. M.2 SSD socket
14. CMOS jumper
15. Password jumper
16. M.2 WLAN socket
17. 24-pin power connector
18. RTC battery
19. Audio connector
20. PCI Express x16 slot
21. Rear audio ports
22. RJ-45 (Ethernet) port
23. Four USB-A 3.1 Gen 1 ports
24. USB-C 3.1 Gen 2 port
25. USB-A 3.1 Gen 2 port




Back to Welcome page



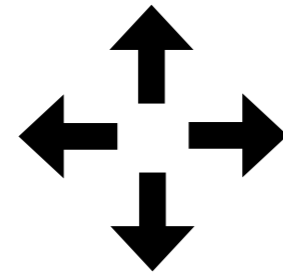

1X 2X 3X **4X**

4 X View - AMD



1. 4-pin power connector
2. Rear system fan connector
3. CPU socket
4. System fan connector
5. Two DDR4 UDIMM sockets
6. Hard drive fan connector
7. Power LED connector
8. Power button connector
9. Lighting control module connector
10. Front I/O USB connector
11. Primary HDD SATA connector
12. Secondary HDD SATA connector
13. M.2 SSD socket
14. CMOS jumper
15. Password jumper
16. M.2 WLAN socket
17. 24-pin power connector
18. RTC battery
19. Audio connector
20. PCI Express x16 slot
21. Rear audio ports
22. RJ-45 (Ethernet) port
23. Four USB-A 3.1 Gen 1 ports
24. USB-C 3.1 Gen 2 port
25. USB-A 3.1 Gen 2 port


Back to Welcome page



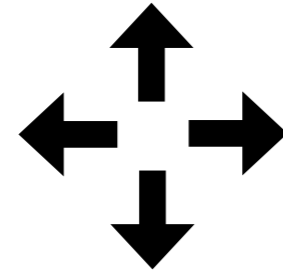

1 X 2 X 3 X **4 X**

4 X View - AMD

1. 4-pin power connector
2. Rear system fan connector
3. CPU socket
4. System fan connector
5. Two DDR4 UDIMM sockets
6. Hard drive fan connector
7. Power LED connector
8. Power button connector
9. Lighting control module connector
10. Front I/O USB connector
11. Primary HDD SATA connector
12. Secondary HDD SATA connector
13. M.2 SSD socket
14. CMOS jumper
15. Password jumper
16. M.2 WLAN socket
17. 24-pin power connector
18. RTC battery
19. Audio connector
20. PCI Express x16 slot
21. Rear audio ports
22. RJ-45 (Ethernet) port
23. Four USB-A 3.1 Gen 1 ports
24. USB-C 3.1 Gen 2 port
25. USB-A 3.1 Gen 2 port




Back to Welcome page



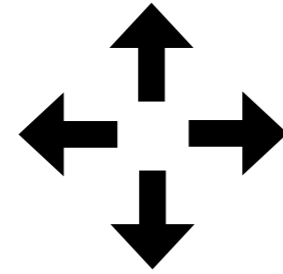

1 X 2 X 3 X **4 X**

4 X View - AMD




1. 4-pin power connector
2. Rear system fan connector
3. CPU socket
4. System fan connector
5. Two DDR4 UDIMM sockets
6. Hard drive fan connector
7. Power LED connector
8. Power button connector
9. Lighting control module connector
10. Front I/O USB connector
11. Primary HDD SATA connector
12. Secondary HDD SATA connector
13. M.2 SSD socket
14. CMOS jumper
15. Password jumper
16. M.2 WLAN socket
17. 24-pin power connector
18. RTC battery
19. Audio connector
20. PCI Express x16 slot
21. Rear audio ports
22. RJ-45 (Ethernet) port
23. Four USB-A 3.1 Gen 1 ports
24. USB-C 3.1 Gen 2 port
25. USB-A 3.1 Gen 2 port

Back to Welcome page



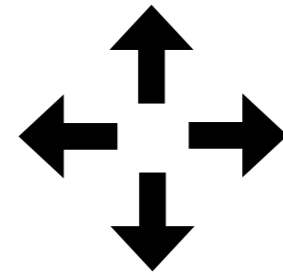

1 X 2 X 3 X **4 X**

4 X View - AMD




1. 4-pin power connector
2. Rear system fan connector
3. CPU socket
4. System fan connector
5. Two DDR4 UDIMM sockets
6. Hard drive fan connector
7. Power LED connector
8. Power button connector
9. Lighting control module connector
10. Front I/O USB connector
11. Primary HDD SATA connector
12. Secondary HDD SATA connector
13. M.2 SSD socket
14. CMOS jumper
15. Password jumper
16. M.2 WLAN socket
17. 24-pin power connector
18. RTC battery
19. Audio connector
20. PCI Express x16 slot
21. Rear audio ports
22. RJ-45 (Ethernet) port
23. Four USB-A 3.1 Gen 1 ports
24. USB-C 3.1 Gen 2 port
25. USB-A 3.1 Gen 2 port

Back to Welcome page





1X 2X 3X **4X**

4 X View - AMD



1. 4-pin power connector
2. Rear system fan connector
3. CPU socket
4. System fan connector
5. Two DDR4 UDIMM sockets
6. Hard drive fan connector
7. Power LED connector
8. Power button connector
9. Lighting control module connector
10. Front I/O USB connector
11. Primary HDD SATA connector
12. Secondary HDD SATA connector
13. M.2 SSD socket
14. CMOS jumper
15. Password jumper
16. M.2 WLAN socket
17. 24-pin power connector
18. RTC battery
19. Audio connector
20. PCI Express x16 slot
21. Rear audio ports
22. RJ-45 (Ethernet) port
23. Four USB-A 3.1 Gen 1 ports
24. USB-C 3.1 Gen 2 port
25. USB-A 3.1 Gen 2 port


Back to Welcome page



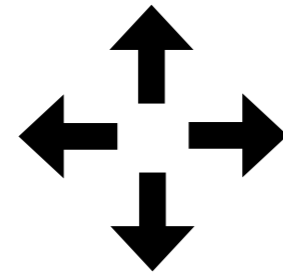

1 X 2 X 3 X **4 X**

4 X View - AMD

1. 4-pin power connector
2. Rear system fan connector
3. CPU socket
4. System fan connector
5. Two DDR4 UDIMM sockets
6. Hard drive fan connector
7. Power LED connector
8. Power button connector
9. Lighting control module connector
10. Front I/O USB connector
11. Primary HDD SATA connector
12. Secondary HDD SATA connector
13. M.2 SSD socket
14. CMOS jumper
15. Password jumper
16. M.2 WLAN socket
17. 24-pin power connector
18. RTC battery
19. Audio connector
20. PCI Express x16 slot
21. Rear audio ports
22. RJ-45 (Ethernet) port
23. Four USB-A 3.1 Gen 1 ports
24. USB-C 3.1 Gen 2 port
25. USB-A 3.1 Gen 2 port




Back to Welcome page



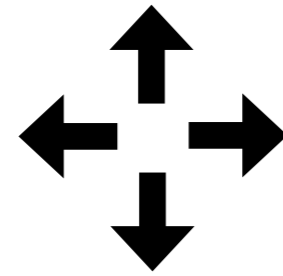

1X 2X 3X **4X**

4 X View - AMD

1. 4-pin power connector
2. Rear system fan connector
3. CPU socket
4. System fan connector
5. Two DDR4 UDIMM sockets
6. Hard drive fan connector
7. Power LED connector
8. Power button connector
9. Lighting control module connector
10. Front I/O USB connector
11. Primary HDD SATA connector
12. Secondary HDD SATA connector
13. M.2 SSD socket
14. CMOS jumper
15. Password jumper
16. M.2 WLAN socket
17. 24-pin power connector
18. RTC battery
19. Audio connector
20. PCI Express x16 slot
21. Rear audio ports
22. RJ-45 (Ethernet) port
23. Four USB-A 3.1 Gen 1 ports
24. USB-C 3.1 Gen 2 port
25. USB-A 3.1 Gen 2 port




Back to Welcome page



1X 2X 3X **4X**

4 X View - AMD



1. 4-pin power connector
2. Rear system fan connector
3. CPU socket
4. System fan connector
5. Two DDR4 UDIMM sockets
6. Hard drive fan connector
7. Power LED connector
8. Power button connector
9. Lighting control module connector
10. Front I/O USB connector
11. Primary HDD SATA connector
12. Secondary HDD SATA connector
13. M.2 SSD socket
14. CMOS jumper
15. Password jumper
16. M.2 WLAN socket
17. 24-pin power connector
18. RTC battery
19. Audio connector
20. PCI Express x16 slot
21. Rear audio ports
22. RJ-45 (Ethernet) port
23. Four USB-A 3.1 Gen 1 ports
24. USB-C 3.1 Gen 2 port
25. USB-A 3.1 Gen 2 port