

Interactive BIOS simulator

HP Pavilion 24-k0xxxx/27-d0xxxx All-in-One PC Series

Welcome to the interactive BIOS simulator for the
HP Pavilion 24-k0xxxx/27-d0xxxx All-in-One PC Series

Here's how to use it...

[BIOS Utility Menus](#): (Click the link to navigate to the individual menus)

On this page you will find thumbnail images of each of the product's BIOS utility menus. To view a specific menu in greater detail, simply click that thumbnail. Just as in the live BIOS, on each menu, you can select the tab of each of the other utility menus to navigate directly to that menu.

Menu options:


While the menu options cannot be toggled, many of them offer item specific information about that option. To view this information, use the cursor to rollover the option and the information will present in a pane on the right of the BIOS screen.

That's it!

On every page there is a link that brings you back to either this [Welcome](#) page or the [BIOS Utility Menus](#) page enabling you to navigate to whatever BIOS option you wish to review.

Main Menu

Back to BIOS Utility Menus



Main Security Configuration Boot Options Exit


System Time	[00:09:34]
System Date	[03/10/2020]
Product Name	HP Pavilion 24 All-in-One PC/ HP Pavilion 27 All-in-One PC
System Family	HP Pavilion
Product Number	x38SKU1#ABA
System Board ID	8518
Processor Type	Intel (R) Core (TM) i3-10300T CPU @ 3.00 GHz/ AMD Ryzen3-4300U APU @ 2.7 GHzs
Total Memory	16 GB
BIOS Vendor	AMI
BIOS Revision	B.07T50
▶Device Firmware Revision	
Serial Number	5CD8273Y1Y
UUID	38444335-3732-5933-3159-5959373-24435
System Board CT Number	PX38FDC8JB0008
Factory installed OS	Win10
▶System Log	18WW2S5T6a#SABA#DABA
Build ID	3K6z 6b7B 7N7W aBaH apaq asaw bVbh bzcA cbdU dpdq
Feature Byte	fPhZ j6 .nn

Item Specific Help

Back to Welcome Page

Security Menu

Back to BIOS Utility Menus




Main Security Configuration Boot Options Exit

Administrator Password	[Clear]	Item Specific Help
Power-On Password	[Clear]	
Intel Software Guard Extensions (SGX)	[S/W Controlled]	
TPM Device	[Available]	
TPM State	[Enable]	
Clear TPM	[No]	
Restore Security settings to Factory defaults		

Back to Welcome Page

Configuration Menu

Back to BIOS Utility Menus



Main Security Configuration Boot Options Exit

Language	[English]	Item Specific Help
Virtualization Technology	[Disabled]	
SATA Emulation	[RAID]	
After Power Loss	[Off]	
Num Lock State at Power-On	[On]	
S4/S5 Wake on LAN	[Disabled]	
Device options		
Thermal		
UEFI HII Configuration		

Back to Welcome Page

Boot Options Menu

Back to BIOS Utility Menus

hp

Main Security Configuration **Boot Options** Exit

POST HotKey Delay (sec) [0]
USB Boot [Enabled]
Network Boot [Disabled]
Network Boot Protocol [IPv4+IPv6 (UEFI)]
Secure Boot [Disabled]
Platform Key [Enrolled]
Pending Action None
Clear All Secure Boot Keys
Load HP Factory Defaults Keys
Load MSFT Debug Policy Keys

UEFI Boot Order
▶ OS Boot Manager
USB Flash Drives/USB Hard Disk
USB CD/DVD ROM Drive
! Network Adapter

Item Specific Help

F9	F10	F11	F12
F5	F6	F7	F8
F1	F2	F3	F4
Esc		Enter	

Back to Welcome Page

Exit Menu

[Back to BIOS Utility Menus](#)

hp

Main Security Configuration Boot Options **Exit**

Save Changes and Exit
Ignore Changes and Exit
Load Setup Defaults

Item Specific Help

[Back to Welcome Page](#)

Device Firmware Revision

[Back to BIOS Utility Menus](#)

hp

Main

Device Firmware Revision

Embedded Controller	44.16
Intel ME (Management Engine)	14.0.30.1002
GOP (Graphic Output Protocol)	9.0.1096


Item Specific Help

F9	F10	F11	F12
F5	F6	F7	F8
F1	F2	F3	F4
Esc	Enter		

[Back to Welcome Page](#)

System Log

[Back to BIOS Utility Menus](#)



Main

System Log

Result	Time:
- No Data -	- No Data -
- No Data -	- No Data -
- No Data -	- No Data -
- No Data -	- No Data -
- No Data -	- No Data -
- No Data -	- No Data -
- No Data -	- No Data -
- No Data -	- No Data -
- No Data -	- No Data -
- No Data -	- No Data -
- No Data -	- No Data -

Item Specific Help

[Back to Welcome Page](#)