

Interactive BIOS simulator

HP Pavilion 15-eh0000 Laptop PC

Welcome to the interactive BIOS simulator for the
HP Pavilion 15-eh0000 Laptop PC

Here's how to use it...

[BIOS Utility Menus](#): (Click the link to navigate to the individual menus)

On this page you will find thumbnail images of each of the product's BIOS utility menus. To view a specific menu in greater detail, simply click that thumbnail. Just as in the live BIOS, on each menu, you can select the tab of each of the other utility menus to navigate directly to that menu.

Menu options:


While the menu options cannot be toggled, many of them offer item specific information about that option. To view this information, use the cursor to rollover the option and the information will present in a pane on the right of the BIOS screen.

That's it!

On every page there is a link that brings you back to either this [Welcome](#) page or the [BIOS Utility Menus](#) page enabling you to navigate to whatever BIOS option you wish to review.

Main Menu

Back to BIOS Utility Menus



Main Security Configuration Boot Options Exit


System Time	[00:09:34]
System Date	[08/12/2020]
Product Name	HP Pavilion Laptop 15-eh0xxx
System Family	HP Pavilion
Product Number	x38SKU1#ABA
System Board ID	8518
Processor Type	AMD Athlon Gold 3150U with Radeon Graphics
Processor Speed	2400 MHz
Total Memory	8 GB
BIOS Vendor	AMI
BIOS Revision	B.09_M2_01
▶Device Firmware Revision	
Serial Number	5CD021GZKZ
UUID Number	30444335-3132-4847-475A-5A4B313-24435
System Board CT Number	PG7H6018JDP01Q
Factory installed OS	Win10
Primary Battery SN	00028 04/27/2020
▶System Log	
Build ID	20WW2FTT6ah#SABA#DABA
Feature Byte	3K6z 6b7B 7N7W aBaH apaq asaw bVbh bzcA cbdU dpdq fPhZ j6 .nn

Item Specific Help

Back to Welcome Page

Security Menu

Back to BIOS Utility Menus




Main Security Configuration Boot Options Exit

Administrator Password	[Clear]	Item Specific Help
Power-On Password	[Clear]	
Fingerprint Reset On Reboot	[No]	
TPM Device	[Available]	
TPM State	[Enable]	
Clear TPM	[No]	
Restore Security settings to Factory defaults		

Back to Welcome Page

Configuration Menu

Back to BIOS Utility Menus




Main Security Configuration Boot Options Exit

Language	[English]	Item Specific Help
Virtualization Technology	[Disabled]	
Fan Always On	[Enabled]	
Action Key Mode	[Enabled]	
USB Charging	[Enabled]	
Battery Remaining Time	[Disabled]	
Adaptive Battery Optimizer	[Disabled]	
Keyboard Backlight Timeout	[30 sec]	

Back to Welcome Page

Boot Options Menu

Back to BIOS Utility Menus



Main Security Configuration **Boot Options** Exit

		Item Specific Help
POST HotKey Delay	[0]	
USB Boot	[Enabled]	
Network Boot	[Disabled]	
Network Boot Protocol	[IPv4+IPv6 (UEFI)]	
Secure Boot	[Enabled]	
Platform Key	[Enrolled]	
Pending Action	None	
Clear All Secure Boot Keys		
Load HP Factory Defaults Keys		
Load MSFT Debug Policy Keys		
UEFI Boot Order		
▶ OS Boot Manager		
USB Flash Drives/USB Hard Disk		
USB CD/DVD ROM Drive		
!USB Network Adapter		

Back to Welcome Page

Exit Menu

Back to BIOS Utility Menus

hp

Main Security Configuration Boot Options Exit


Save Changes and Exit
Ignore Changes and Exit
Load Setup Defaults

Item Specific Help

Back to Welcome Page

Device Firmware Revision

[Back to BIOS Utility Menus](#)



Main


Device Firmware Revision	
Embedded Controller	36.15
GOP (Graphic Output Protocol)	2.80

Item Specific Help

[Back to Welcome Page](#)

System Log

[Back to BIOS Utility Menus](#)



Main

System Log

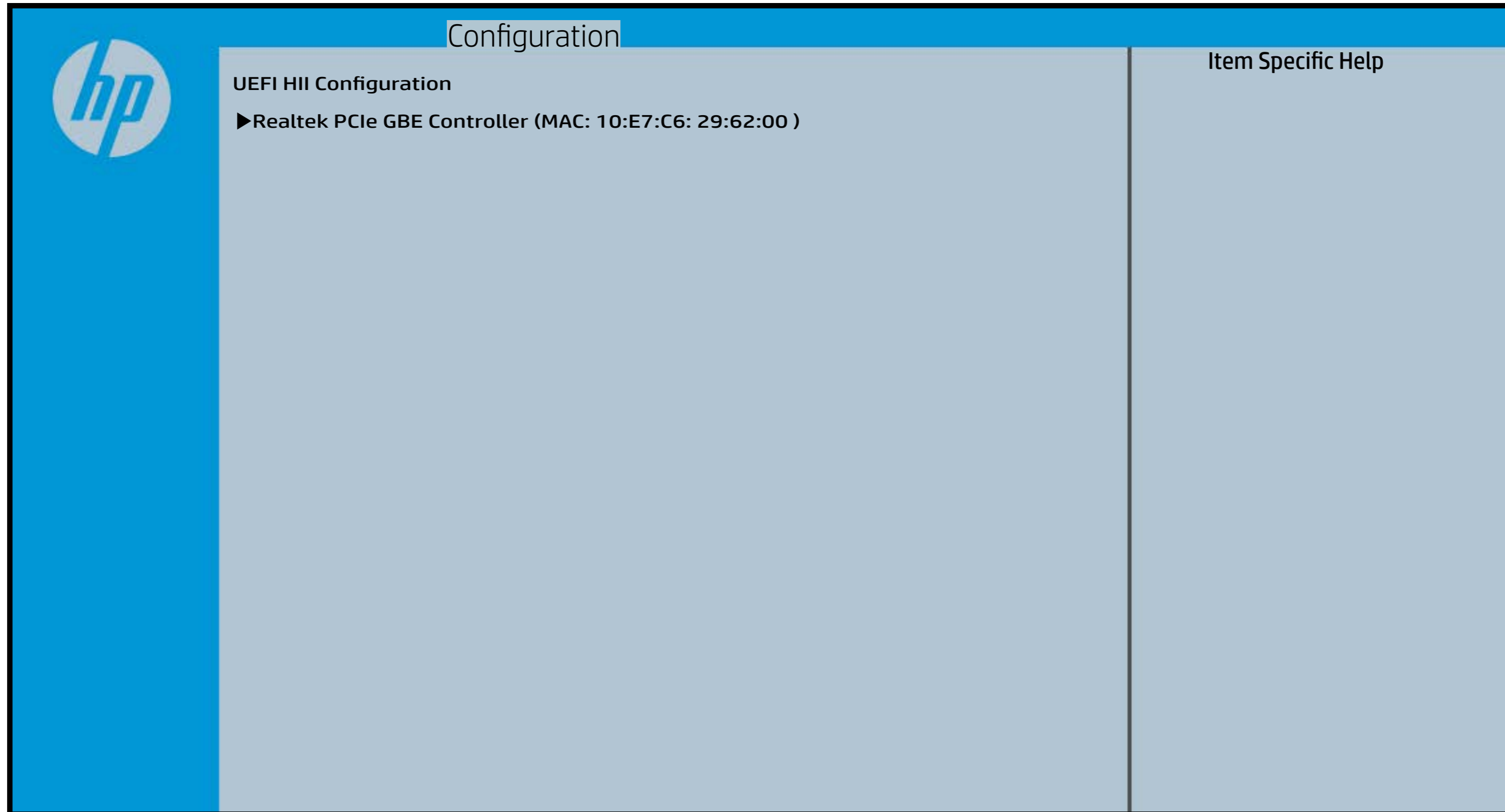
Result	Time:
0502	010109-000039
- No Data -	
- No Data -	
- No Data -	
- No Data -	
- No Data -	
- No Data -	
- No Data -	
- No Data -	
- No Data -	
- No Data -	
- No Data -	
- No Data -	

Item Specific Help

[Back to Welcome Page](#)

UEFI HII Configuration

[Back to BIOS Utility Menus](#)



The screenshot displays the UEFI HII Configuration utility interface. It features a blue header bar with the word "Configuration" in the center. On the left side, there is a vertical blue bar containing the HP logo. The main content area is light blue and is divided into two sections. The left section is titled "UEFI HII Configuration" and contains a single entry: "Realtek PCIe GBE Controller (MAC: 10:E7:C6: 29:62:00)". The right section is titled "Item Specific Help" and is currently empty.

[Back to Welcome Page](#)