

Interactive BIOS simulator

HP Pavilion 14-dv0000 Laptop PC

Welcome to the interactive BIOS simulator for the
HP Pavilion 14-dv0000 Laptop PC

Here's how to use it...

[BIOS Utility Menus](#): (Click the link to navigate to the individual menus)

On this page you will find thumbnail images of each of the product's BIOS utility menus. To view a specific menu in greater detail, simply click that thumbnail. Just as in the live BIOS, on each menu, you can select the tab of each of the other utility menus to navigate directly to that menu.

Menu options:

While the menu options cannot be toggled, many of them offer item specific information about that option. To view this information, use the cursor to rollover the option and the information will present in a pane on the right of the BIOS screen.

That's it!

On every page there is a link that brings you back to either this [Welcome](#) page or the [BIOS Utility Menus](#) page enabling you to navigate to whatever BIOS option you wish to review.

BIOS Utility Menus

Back to Welcome Page



Main



Security



Configuration




Boot Options



Exit

Main Menu

Back to BIOS Utility Menus



Main Security Configuration Boot Options Exit


Item Specific Help

System Time	[00:09:34]
System Date	[08/12/2020]
Product Name	HP Pavilion Laptop 14-dv0xxx
System Family	HP Pavilion
Product Number	x38SKU1#ABA
System Board ID	8518
Processor Type	Intel(R) Core(TM) i5-1135G7 CPU @ 2.40GHz
Processor Speed	2400 MHz
Total Memory	8 GB
BIOS Vendor	AMI
BIOS Revision	B.09_M2_01
▶Device Firmware Revision	
Serial Number	5CD021GZKZ
UUID Number	30444335-3132-4847-475A-5A4B313-24435
System Board CT Number	PG7H6018JDP01Q
Factory installed OS	Win10
Primary Battery SN	00028 04/27/2020
▶System Log	
Build ID	20WW2FTT6ah#SABA#DABA
Feature Byte	3K6z 6b7B 7N7W aBaH apaq asaw bVbh bzcA cbdU dpdq fPhZ j6 .nn

Back to Welcome Page

Security Menu

Back to BIOS Utility Menus



Main Security Configuration Boot Options Exit

Item Specific Help

Administrator Password	[Clear]
Power-On Password	[Clear]
Fingerprint Reset On Reboot	[No]
TPM Device	[Available]
TPM State	[Enable]
Clear TMP	[No]
Restore Security settings to Factory defaults	

Back to Welcome Page

Configuration Menu

Back to BIOS Utility Menus



Main Security Configuration Boot Options Exit

Item Specific Help

Language	[English]
Virtualization Technology	[Disabled]
Fan Always On	[Enabled]
Action Key Mode	[Enabled]
USB Charging	[Enabled]
Battery Remaining Time	[Disabled]
Adaptive Battery Optimizer	[Disabled]
Keyboard Backlight Timeout	[30 sec]

Back to Welcome Page

Boot Options Menu

Back to BIOS Utility Menus

hp

Main Security Configuration **Boot Options** Exit

Item Specific Help

POST HotKey Delay [0]
USB Boot [Enabled]
Network Boot [Disabled]
Network Boot Protocol [IPv4+IPv6 (UEFI)]

Secure Boot [Enabled]
Platform Key [Enrolled]
Pending Action None

Clear All Secure Boot Keys
Load HP Factory Defaults Keys
Load MSFT Debug Policy Keys

UEFI Boot Order
▶ OS Boot Manager
USB Flash Drives/USB Hard Disk
USB CD/DVD ROM Drive
!USB Network Adapter

Back to Welcome Page

Exit Menu

[Back to BIOS Utility Menus](#)

hp

Main Security Configuration Boot Options **Exit**


Item Specific Help

- Save Changes and Exit
- Ignore Changes and Exit
- Load Setup Defaults

[Back to Welcome Page](#)

Device Firmware Revision

[Back to BIOS Utility Menus](#)



Main


Item Specific Help

Device Firmware Revision	
Embedded Controller	36.15
GOP (Graphic Output Protocol)	2.80

[Back to Welcome Page](#)

System Log

[Back to BIOS Utility Menus](#)



Main

System Log

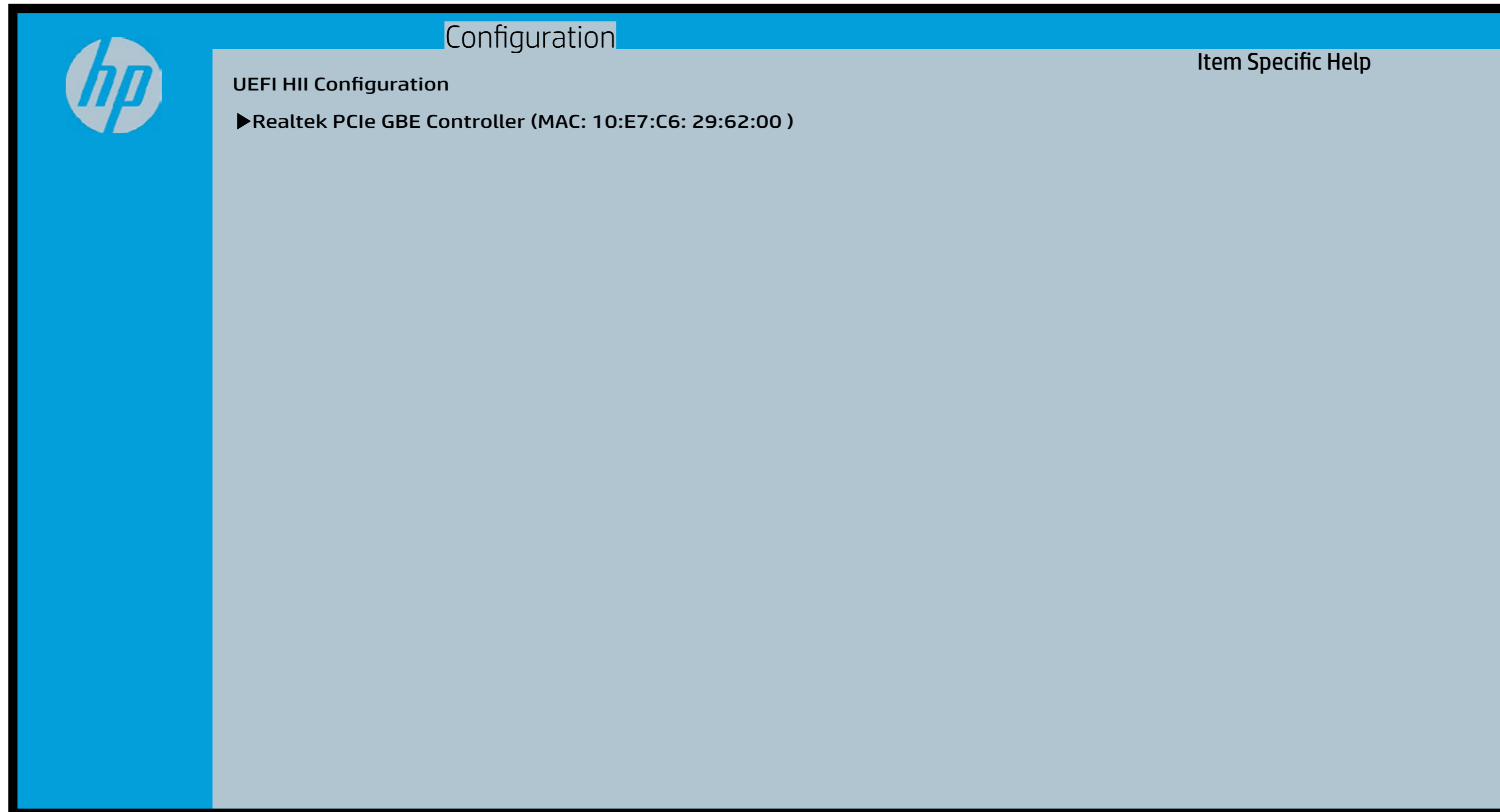
Item Specific Help

Result	Time:
0502	010109-000039
- No Data -	
- No Data -	
- No Data -	
- No Data -	
- No Data -	
- No Data -	
- No Data -	
- No Data -	
- No Data -	
- No Data -	
- No Data -	
- No Data -	

[Back to Welcome Page](#)

UEFI HII Configuration

[Back to BIOS Utility Menus](#)



The screenshot displays the UEFI HII Configuration utility interface. It features a blue header bar with the HP logo on the left and the word "Configuration" in the center. Below the header, the text "UEFI HII Configuration" is shown, followed by a list item "Realtek PCIe GBE Controller (MAC: 10:E7:C6: 29:62:00)". A link for "Item Specific Help" is located in the top right corner of the main content area.

[Back to Welcome Page](#)