

Interactive BIOS simulator

HP Pavilion 15-eg0000 Laptop PC

Welcome to the interactive BIOS simulator for the
HP Pavilion 15-eg0000 Laptop PC

Here's how to use it...

[BIOS Utility Menus](#): (Click the link to navigate to the individual menus)

On this page you will find thumbnail images of each of the product's BIOS utility menus. To view a specific menu in greater detail, simply click that thumbnail. Just as in the live BIOS, on each menu, you can select the tab of each of the other utility menus to navigate directly to that menu.

Menu options:

While the menu options cannot be toggled, many of them offer item specific information about that option. To view this information, use the cursor to rollover the option and the information will present in a pane on the right of the BIOS screen.

That's it!

On every page there is a link that brings you back to either this [Welcome](#) page or the [BIOS Utility Menus](#) page enabling you to navigate to whatever BIOS option you wish to review.

BIOS Utility Menus

Back to Welcome Page



Main



Security



Configuration




Boot Options



Exit

Main Menu

Back to BIOS Utility Menus



Main Security Configuration Boot Options Exit


Item Specific Help

System Time	[00:09:34]
System Date	[09/20/2020]
Product Name	HP Pavilion Laptop 15-eg0xxx
System Family	HP Pavilion
Product Number	x38SKU1#ABA
System Board ID	8518
Processor Type	Intel(R) Core(TM) i5-1135G7 CPU @ 2.4 GHz
Processor Speed	3200 MHz
Total Memory	16 GB
BIOS Vendor	AMI
BIOS Revision	B.09_M2_01
▶Device Firmware Revision	
Serial Number	5CD021GZKZ
UUID Number	30444335-3132-4847-475A-5A4B313-24435
System Board CT Number	PG7H6018JDP01Q
Factory installed OS	Win10
Primary Battery SN	01070 06/11/2020
▶System Log	
Build ID	20WW2FTT6ah#SABA#DABA
Feature Byte	3K6z 6b7B 7N7W aBaH apaq asaw bVbh bzcA cbdU dpdq fPhZ j6 .nn

Back to Welcome Page

Security Menu

Back to BIOS Utility Menus



Main Security Configuration Boot Options Exit

Item Specific Help

Administrator Password	[Clear]
Power-On Password	[Clear]
Fingerprint Reset On Reboot	[No]
TPM Device	[Available]
TPM State	[Enable]
Clear TPM	[No]
Restore Security settings to Factory defaults	

Back to Welcome Page

Configuration Menu

Back to BIOS Utility Menus



Main Security Configuration Boot Options Exit

Item Specific Help

Language	[English]
Virtualization Technology	[Disabled]
Fan Always On	[Enabled]
Action Key Mode	[Enabled]
USB Charging	[Enabled]
Battery Remaining Time	[Disabled]
Adaptive Battery Optimizer	[Disabled]
Keyboard Backlight Timeout	[30 sec]

Back to Welcome Page

Boot Options Menu

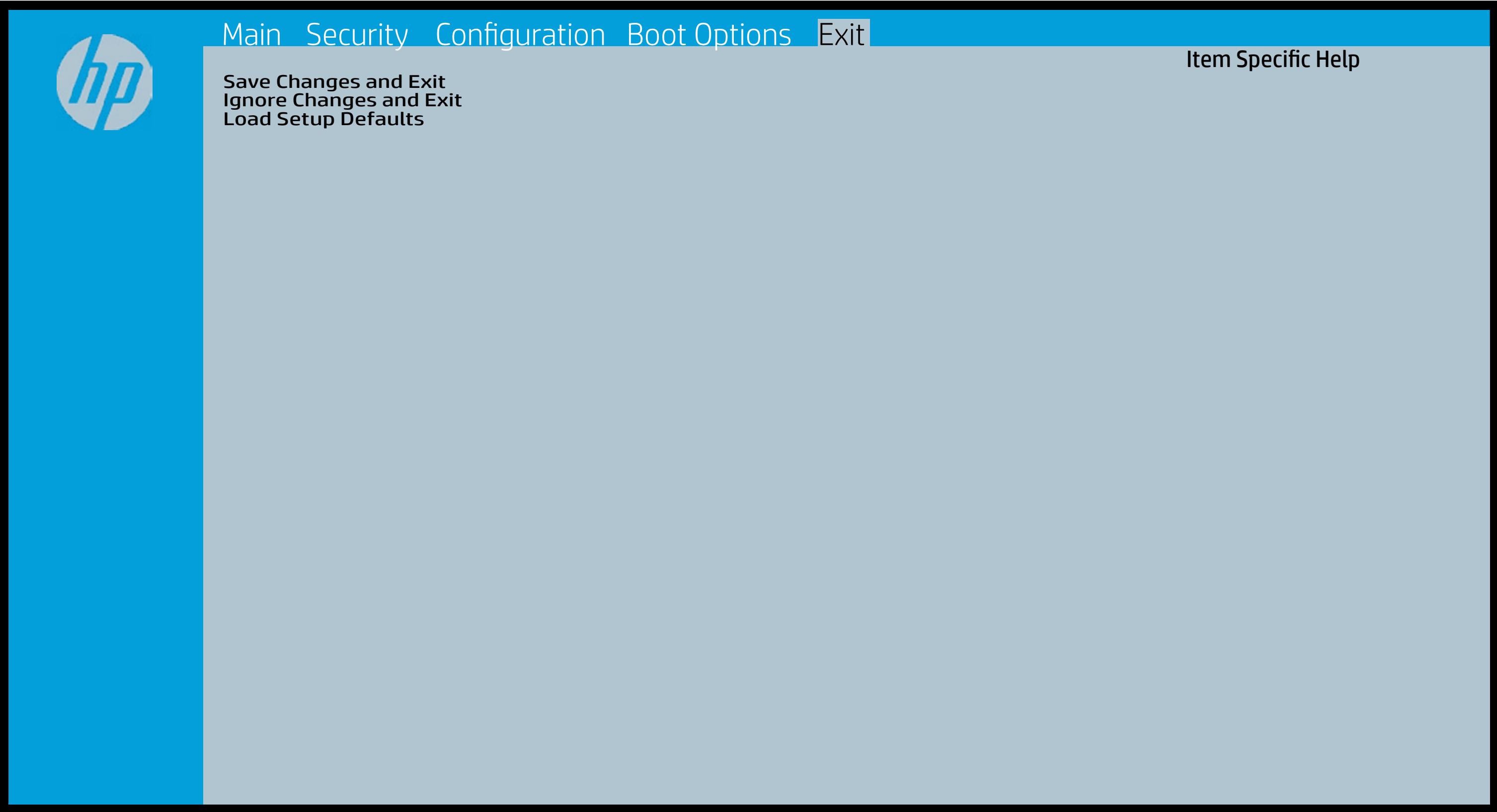
Back to BIOS Utility Menus

		Item Specific Help
POST HotKey Delay	[0]	
USB Boot	[Enabled]	
Network Boot	[Disabled]	
Network Boot Protocol	[IPv4+IPv6 (UEFI)]	
Secure Boot	[Enabled]	
Platform Key	[Enrolled]	
Pending Action	None	
Clear All Secure Boot Keys		
Load HP Factory Defaults Keys		
Load MSFT Debug Policy Keys		
UEFI Boot Order		
▶ OS Boot Manager		
USB Flash Drives/USB Hard Disk		
USB CD/DVD ROM Drive		
!USB Network Adapter		

Back to Welcome Page

Exit Menu

Back to BIOS Utility Menus




The screenshot shows the HP BIOS Exit Menu. At the top left is the HP logo. A navigation bar at the top contains the following items: Main, Security, Configuration, Boot Options, and Exit (which is highlighted). In the top right corner, there is a link for 'Item Specific Help'. The main content area lists three options: 'Save Changes and Exit', 'Ignore Changes and Exit', and 'Load Setup Defaults'.

Back to Welcome Page

Device Firmware Revision

[Back to BIOS Utility Menus](#)



Main


Item Specific Help

Device Firmware Revision	
Embedded Controller	36.15
GOP (Graphic Output Protocol)	2.80

[Back to Welcome Page](#)

System Log

[Back to BIOS Utility Menus](#)



Main

System Log

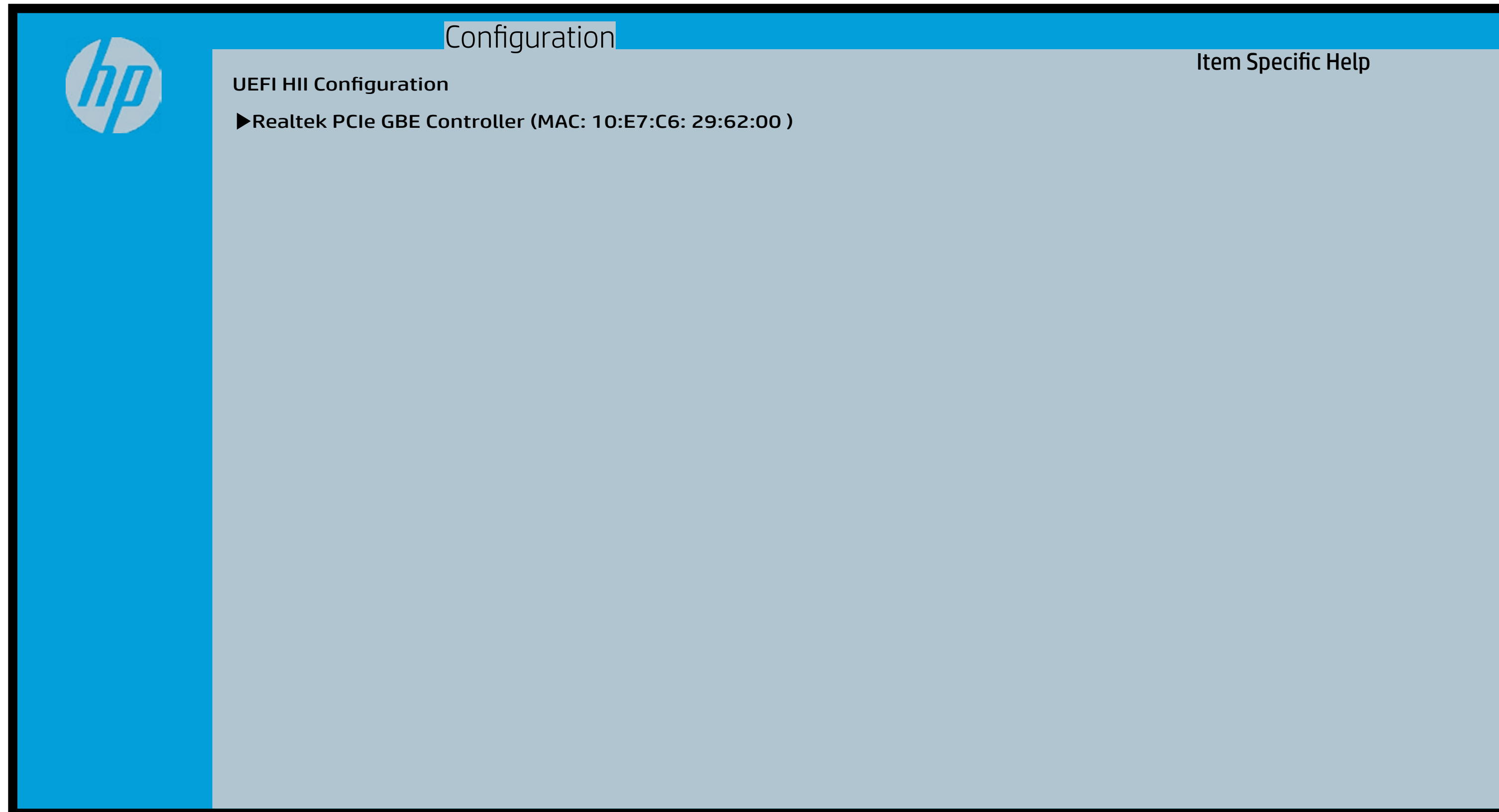
Item Specific Help

Result	Time:
0502	010109-000039
- No Data -	
- No Data -	
- No Data -	
- No Data -	
- No Data -	
- No Data -	
- No Data -	
- No Data -	
- No Data -	
- No Data -	
- No Data -	
- No Data -	

[Back to Welcome Page](#)

UEFI HII Configuration

[Back to BIOS Utility Menus](#)



The screenshot displays the UEFI HII Configuration utility interface. It features a blue header bar with the HP logo on the left and the word "Configuration" in the center. Below the header, the text "UEFI HII Configuration" is visible. A list item "Realtek PCIe GBE Controller (MAC: 10:E7:C6: 29:62:00)" is shown with a right-pointing arrow. In the top right corner of the utility window, there is a link for "Item Specific Help".

[Back to Welcome Page](#)