

Interactive Part Locator

HP EliteBook 850 G8 Notebook PC

Welcome to the interactive part locator for the
HP EliteBook 850 G8 Notebook PC

Here's how to use it...

[External Views](#) (Click the link to navigate to the views)

On this page you will find large icons of each of the external views of this product. To view a specific view in greater detail, simply click that view.

[Parts List](#) (Click the link to navigate to the parts)

On this page, you will find a list of all of the replaceable parts for this product. To view a specific part and its location in the product, click the part name in the list.

That's it! On every page there is a link that brings you back to either the External Views or the Parts List, enabling you to navigate to whatever view or part you wish to review.

External Views

[Back to Welcome page](#)



Front View



Display View



Left View



Right View




Rear View



Top View



Bottom View



Internal View

[Go to Parts List](#)

Front View

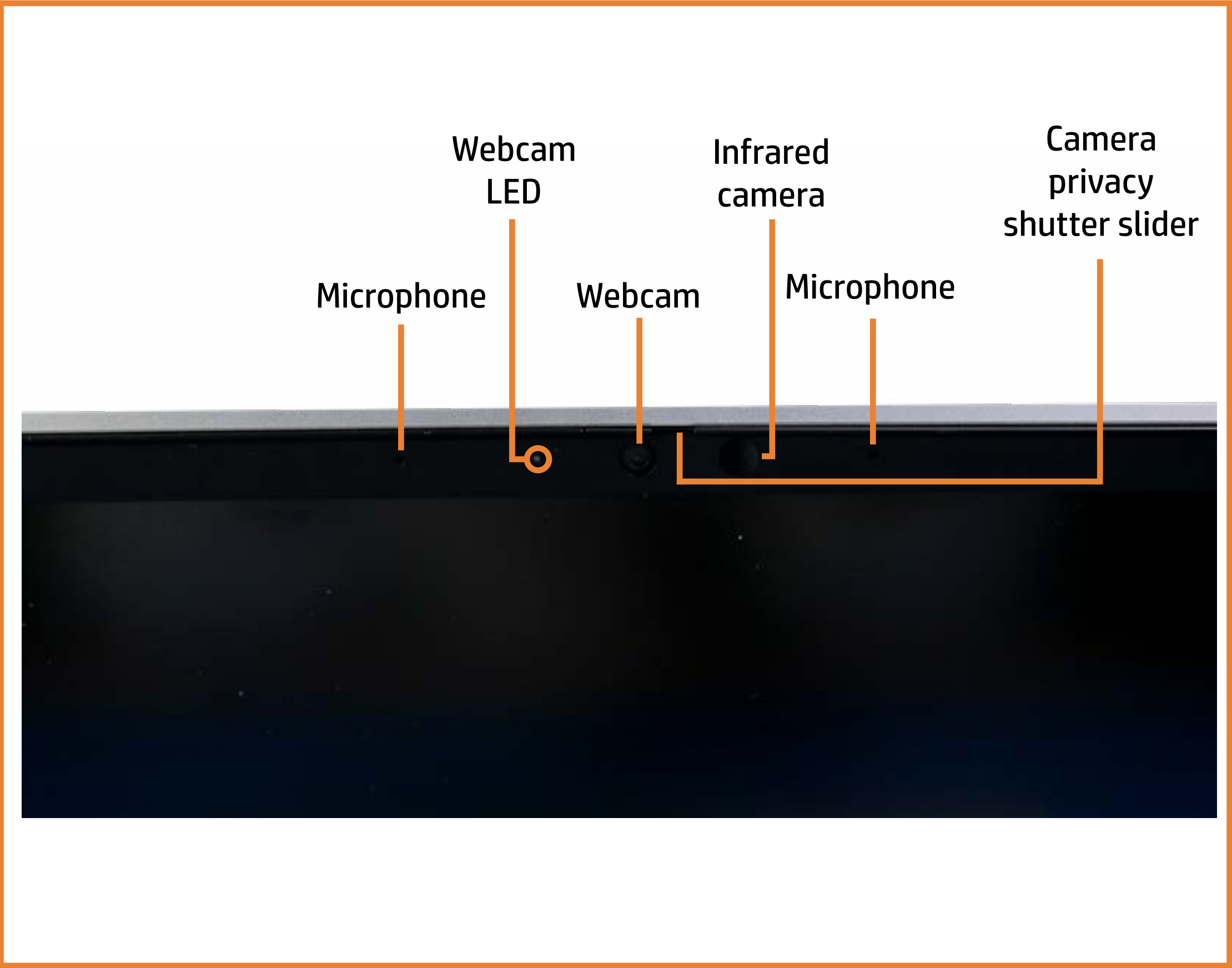
[Back to External Views](#)



[Go to Parts List](#)

Display View

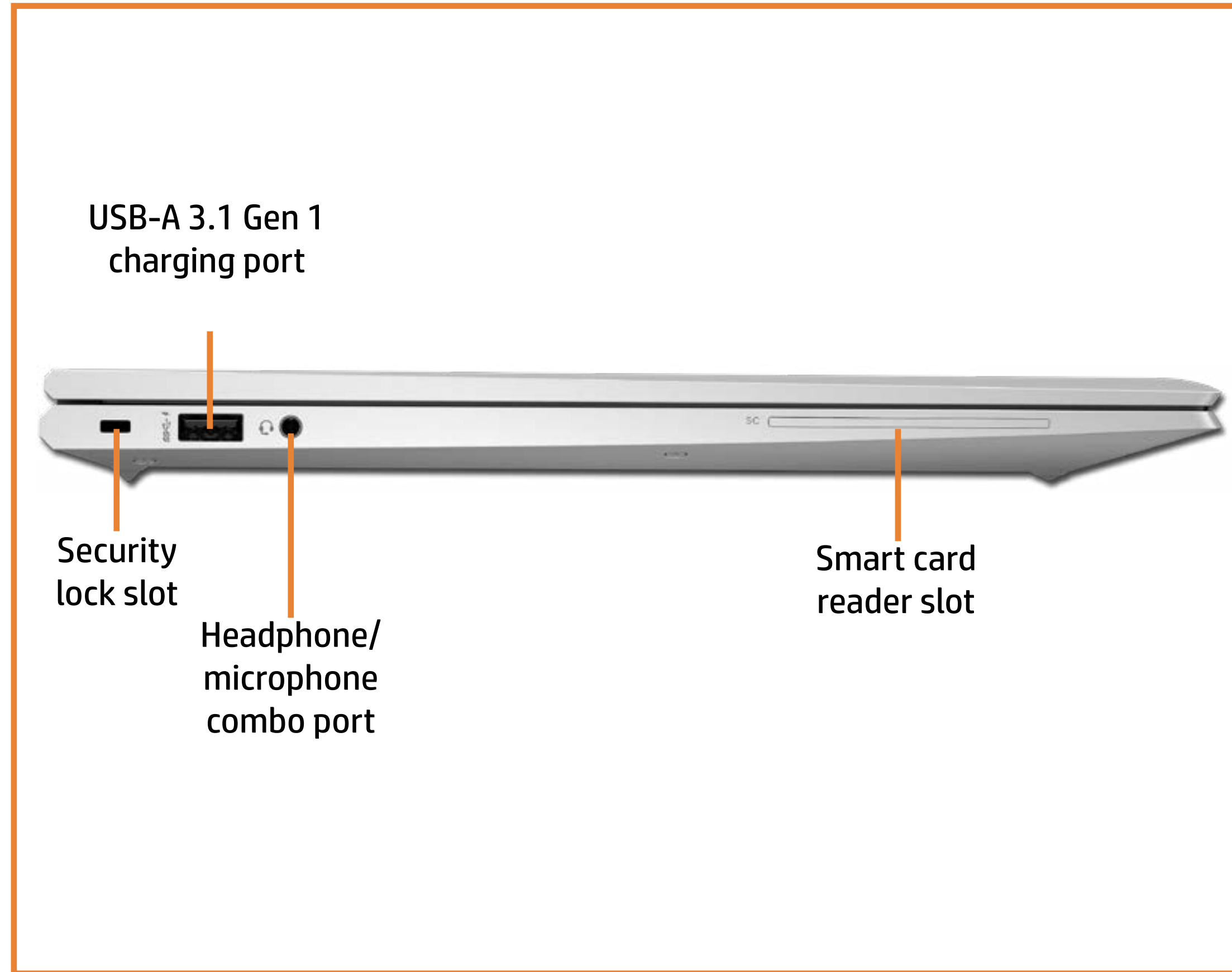
[Back to External Views](#)



[Go to Parts List](#)

Left View

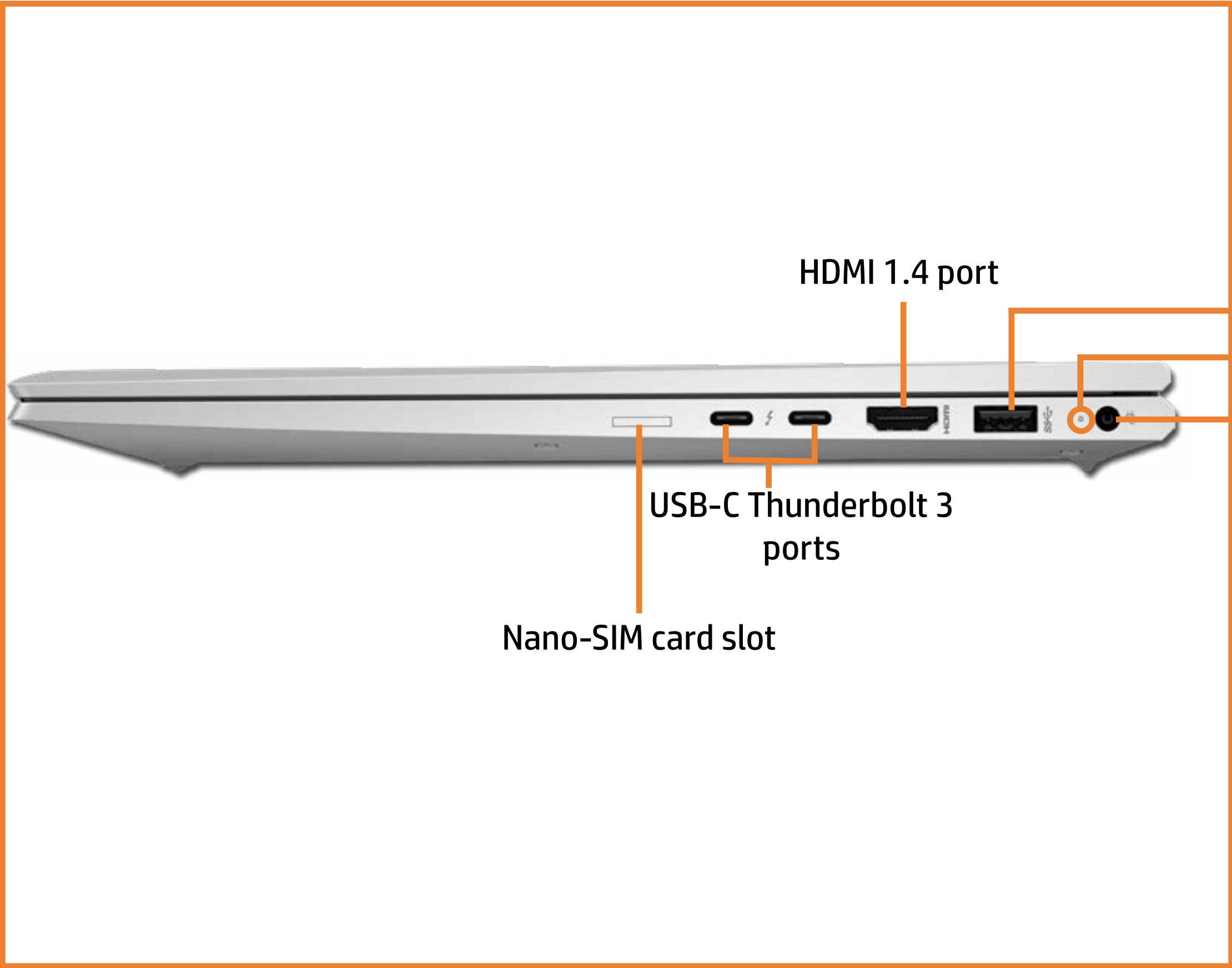
[Back to External Views](#)



[Go to Parts List](#)

Right View

[Back to External Views](#)



- USB-A 3.1 Gen 1 port
- AC adapter LED
- AC adapter port

HDMI 1.4 port


USB-C Thunderbolt 3
ports

Nano-SIM card slot

[Go to Parts List](#)

Rear View

[Back to External Views](#)

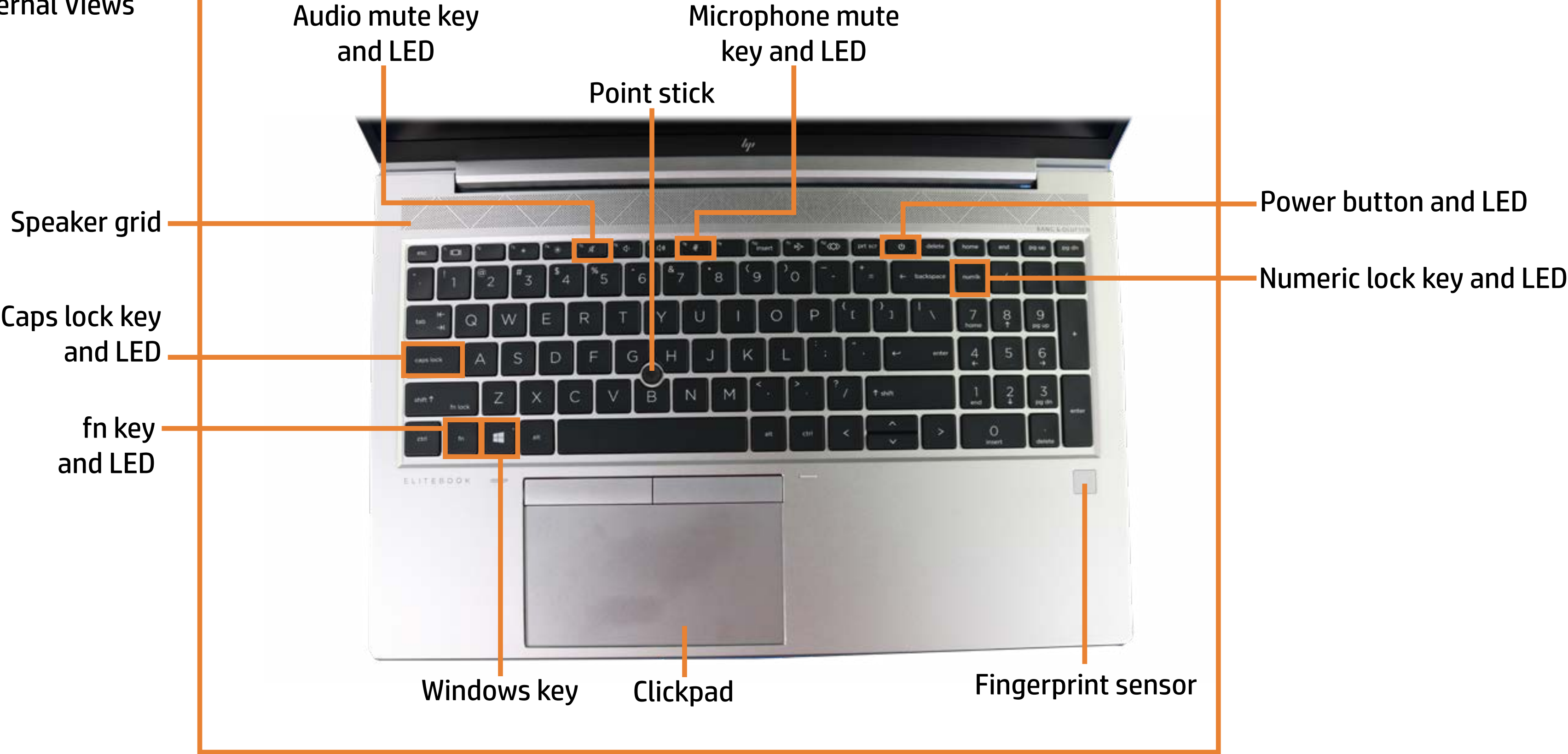


EliteBook logo

[Go to Parts List](#)

Top View


[Back to External Views](#)



[Go to Parts List](#)

Bottom View


[Back to External Views](#)



[Go to Parts List](#)

Internal View

[Back to External Views](#)




[Go to Parts List](#)

Base Enclosure

Battery
Memory Modules
M.2 Solid State Drive
Wireless LAN Module
Wireless WAN Module
DC-in Connector
USB Board
Speaker Assembly
NFC Module
RTC Battery
System Fan
Heat Sink
System Board (Top)
System Board (Bottom)
Click Button Assembly
Touchpad
Display Panel Assembly
Top Cover with Keyboard
Display Bezel
Hinge Cover
Display Panel
Hinges
Webcam
Hub Board
3rd Microphone Board Cable
Webcam-Hub Cable
Display Panel Cable
3rd Microphone Board
Hub-System Board Cable

Base Enclosure



[Go to External Views](#)

Base Enclosure

Memory Modules

M.2 Solid State Drive

Wireless LAN Module

Wireless WAN Module

DC-in Connector

USB Board

Speaker Assembly

NFC Module

RTC Battery

System Fan

Heat Sink

System Board (Top)

System Board (Bottom)

Click Button Assembly

Touchpad

Display Panel Assembly

Top Cover with Keyboard

Display Bezel

Hinge Cover

Display Panel

Hinges

Webcam

Hub Board

3rd Microphone Board Cable

Webcam-Hub Cable

Display Panel Cable

3rd Microphone Board

Hub-System Board Cable

Battery



Go to External Views

Base Enclosure
Battery

M.2 Solid State Drive
Wireless LAN Module
Wireless WAN Module
DC-in Connector

USB Board
Speaker Assembly
NFC Module
RTC Battery
System Fan
Heat Sink


System Board (Top)
System Board (Bottom)
Click Button Assembly
Touchpad

Display Panel Assembly
Top Cover with Keyboard

Display Bezel
Hinge Cover
Display Panel
Hinges

Webcam
Hub Board
3rd Microphone Board Cable
Webcam-Hub Cable
Display Panel Cable
3rd Microphone Board
Hub-System Board Cable

Memory Modules




Go to External Views

Base Enclosure
Battery
Memory Modules

Wireless LAN Module
Wireless WAN Module
DC-in Connector
USB Board
Speaker Assembly
NFC Module
RTC Battery
System Fan
Heat Sink
System Board (Top)
System Board (Bottom)
Click Button Assembly
Touchpad
Display Panel Assembly
Top Cover with Keyboard
Display Bezel
Hinge Cover
Display Panel
Hinges
Webcam
Hub Board
3rd Microphone Board Cable
Webcam-Hub Cable
Display Panel Cable
3rd Microphone Board
Hub-System Board Cable

M.2 Solid State Drive




[Go to External Views](#)

Base Enclosure
Battery
Memory Modules
M.2 Solid State Drive

Wireless WAN Module
DC-in Connector
USB Board
Speaker Assembly
NFC Module
RTC Battery
System Fan
Heat Sink
System Board (Top)
System Board (Bottom)
Click Button Assembly
Touchpad
Display Panel Assembly
Top Cover with Keyboard
Display Bezel
Hinge Cover
Display Panel
Hinges
Webcam
Hub Board
3rd Microphone Board Cable
Webcam-Hub Cable
Display Panel Cable
3rd Microphone Board
Hub-System Board Cable

Wireless LAN Module




Go to External Views

Base Enclosure
Battery
Memory Modules
M.2 Solid State Drive
Wireless LAN Module

DC-in Connector
USB Board
Speaker Assembly
NFC Module
RTC Battery
System Fan
Heat Sink
System Board (Top)
System Board (Bottom)
Click Button Assembly
Touchpad
Display Panel Assembly
Top Cover with Keyboard
Display Bezel
Hinge Cover
Display Panel
Hinges
Webcam
Hub Board
3rd Microphone Board Cable
Webcam-Hub Cable
Display Panel Cable
3rd Microphone Board
Hub-System Board Cable

Wireless WAN Module




[Go to External Views](#)

Base Enclosure
Battery
Memory Modules
M.2 Solid State Drive
Wireless LAN Module
Wireless WAN Module

USB Board
Speaker Assembly
NFC Module
RTC Battery
System Fan
Heat Sink
System Board (Top)
System Board (Bottom)
Click Button Assembly
Touchpad
Display Panel Assembly
Top Cover with Keyboard
Display Bezel
Hinge Cover
Display Panel
Hinges
Webcam
Hub Board
3rd Microphone Board Cable
Webcam-Hub Cable
Display Panel Cable
3rd Microphone Board
Hub-System Board Cable

DC-in Connector




[Go to External Views](#)

Base Enclosure
Battery
Memory Modules
M.2 Solid State Drive
Wireless LAN Module
Wireless WAN Module
DC-in Connector

Speaker Assembly
NFC Module
RTC Battery
System Fan
Heat Sink
System Board (Top)
System Board (Bottom)
Click Button Assembly
Touchpad
Display Panel Assembly
Top Cover with Keyboard
Display Bezel
Hinge Cover
Display Panel
Hinges
Webcam
Hub Board
3rd Microphone Board Cable
Webcam-Hub Cable
Display Panel Cable
3rd Microphone Board
Hub-System Board Cable

USB Board




[Go to External Views](#)

Speaker Assembly

Base Enclosure
Battery
Memory Modules
M.2 Solid State Drive
Wireless LAN Module
Wireless WAN Module
DC-in Connector
USB Board

NFC Module
RTC Battery
System Fan
Heat Sink
System Board (Top)
System Board (Bottom)
Click Button Assembly
Touchpad
Display Panel Assembly
Top Cover with Keyboard
Display Bezel
Hinge Cover
Display Panel
Hinges
Webcam
Hub Board
3rd Microphone Board Cable
Webcam-Hub Cable
Display Panel Cable
3rd Microphone Board
Hub-System Board Cable




[Go to External Views](#)

Base Enclosure
Battery
Memory Modules
M.2 Solid State Drive
Wireless LAN Module
Wireless WAN Module
DC-in Connector
USB Board
Speaker Assembly

RTC Battery
System Fan
Heat Sink
System Board (Top)
System Board (Bottom)
Click Button Assembly
Touchpad
Display Panel Assembly
Top Cover with Keyboard
Display Bezel
Hinge Cover
Display Panel
Hinges
Webcam
Hub Board
3rd Microphone Board Cable
Webcam-Hub Cable
Display Panel Cable
3rd Microphone Board
Hub-System Board Cable

NFC Module




[Go to External Views](#)

Base Enclosure
Battery
Memory Modules
M.2 Solid State Drive
Wireless LAN Module
Wireless WAN Module
DC-in Connector
USB Board
Speaker Assembly
NFC Module

System Fan
Heat Sink
System Board (Top)
System Board (Bottom)
Click Button Assembly
Touchpad
Display Panel Assembly
Top Cover with Keyboard
Display Bezel
Hinge Cover
Display Panel
Hinges
Webcam
Hub Board
3rd Microphone Board Cable
Webcam-Hub Cable
Display Panel Cable
3rd Microphone Board
Hub-System Board Cable

RTC Battery




[Go to External Views](#)

System Fan

Base Enclosure
Battery
Memory Modules
M.2 Solid State Drive
Wireless LAN Module
Wireless WAN Module
DC-in Connector
USB Board
Speaker Assembly
NFC Module
RTC Battery

Heat Sink
System Board (Top)
System Board (Bottom)
Click Button Assembly
Touchpad
Display Panel Assembly
Top Cover with Keyboard
Display Bezel
Hinge Cover
Display Panel
Hinges
Webcam
Hub Board
3rd Microphone Board Cable
Webcam-Hub Cable
Display Panel Cable
3rd Microphone Board
Hub-System Board Cable




[Go to External Views](#)

Base Enclosure
Battery
Memory Modules
M.2 Solid State Drive
Wireless LAN Module
Wireless WAN Module
DC-in Connector
USB Board
Speaker Assembly
NFC Module
RTC Battery
System Fan

System Board (Top)
System Board (Bottom)
Click Button Assembly
Touchpad
Display Panel Assembly
Top Cover with Keyboard
Display Bezel
Hinge Cover
Display Panel
Hinges
Webcam
Hub Board
3rd Microphone Board Cable
Webcam-Hub Cable
Display Panel Cable
3rd Microphone Board
Hub-System Board Cable

Heat Sink





[Go to External Views](#)

- Base Enclosure
- Battery
- Memory Modules
- M.2 Solid State Drive
- Wireless LAN Module
- Wireless WAN Module
- DC-in Connector
- USB Board
- Speaker Assembly
- NFC Module
- RTC Battery
- System Fan
- Heat Sink

- System Board (Bottom)
- Click Button Assembly
- Touchpad
- Display Panel Assembly
- Top Cover with Keyboard
- Display Bezel
- Hinge Cover
- Display Panel
- Hinges
- Webcam
- Hub Board
- 3rd Microphone Board Cable
- Webcam-Hub Cable
- Display Panel Cable
- 3rd Microphone Board
- Hub-System Board Cable

Go to External Views

System Board (Top)





Base Enclosure
Battery
Memory Modules
M.2 Solid State Drive
Wireless LAN Module
Wireless WAN Module
DC-in Connector
USB Board
Speaker Assembly
NFC Module
RTC Battery
System Fan
Heat Sink
System Board (Top)

Click Button Assembly
Touchpad
Display Panel Assembly
Top Cover with Keyboard
Display Bezel
Hinge Cover
Display Panel
Hinges
Webcam
Hub Board
3rd Microphone Board Cable
Webcam-Hub Cable
Display Panel Cable
3rd Microphone Board
Hub-System Board Cable

[Go to External Views](#)


System Board (Bottom)



Base Enclosure
Battery
Memory Modules
M.2 Solid State Drive
Wireless LAN Module
Wireless WAN Module
DC-in Connector
USB Board
Speaker Assembly
NFC Module
RTC Battery
System Fan
Heat Sink
System Board (Top)
System Board (Bottom)

Touchpad
Display Panel Assembly
Top Cover with Keyboard
Display Bezel
Hinge Cover
Display Panel
Hinges
Webcam
Hub Board
3rd Microphone Board Cable
Webcam-Hub Cable
Display Panel Cable
3rd Microphone Board
Hub-System Board Cable

Click Button Assembly




[Go to External Views](#)

Touchpad

Base Enclosure
Battery
Memory Modules
M.2 Solid State Drive
Wireless LAN Module
Wireless WAN Module
DC-in Connector
USB Board
Speaker Assembly
NFC Module
RTC Battery
System Fan
Heat Sink
System Board (Top)
System Board (Bottom)
Click Button Assembly

Display Panel Assembly
Top Cover with Keyboard
Display Bezel
Hinge Cover
Display Panel
Hinges
Webcam
Hub Board
3rd Microphone Board Cable
Webcam-Hub Cable
Display Panel Cable
3rd Microphone Board
Hub-System Board Cable

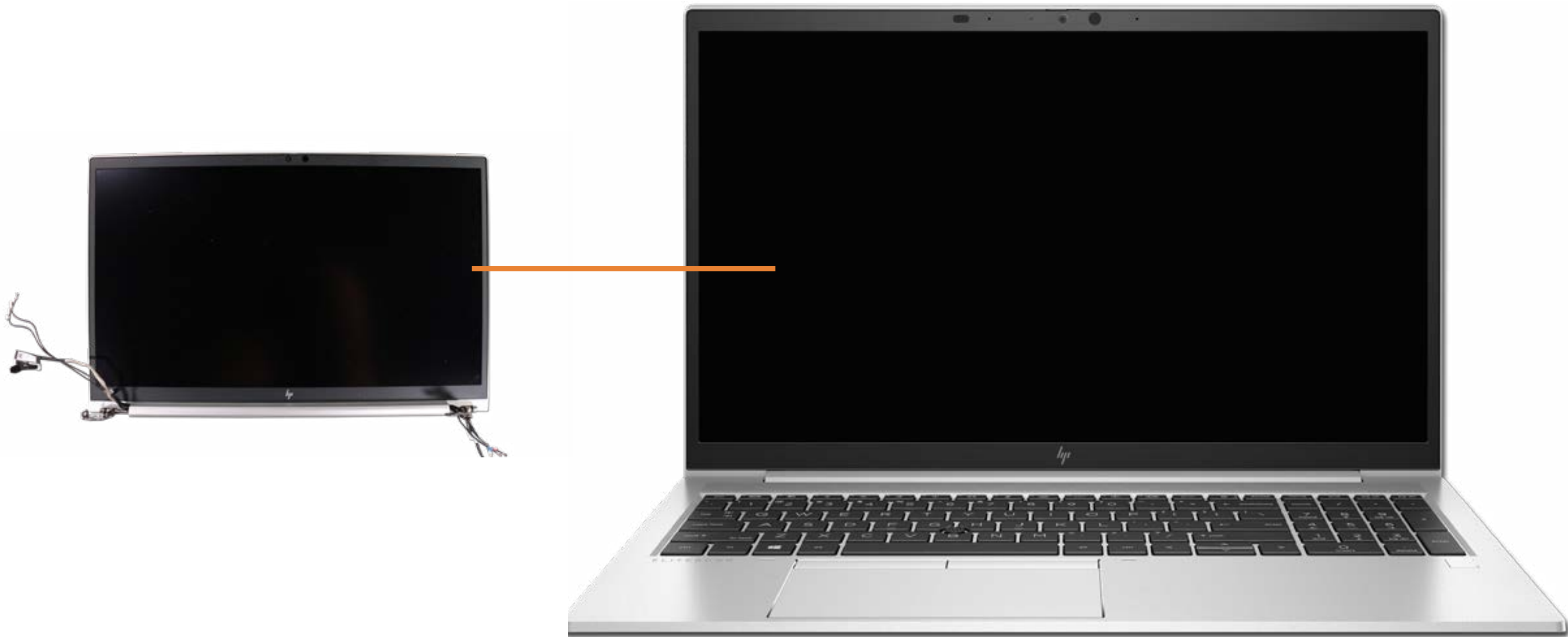


[Go to External Views](#)

- Base Enclosure
- Battery
- Memory Modules
- M.2 Solid State Drive
- Wireless LAN Module
- Wireless WAN Module
- DC-in Connector
- USB Board
- Speaker Assembly
- NFC Module
- RTC Battery
- System Fan
- Heat Sink
- System Board (Top)
- System Board (Bottom)
- Click Button Assembly
- Touchpad

- Top Cover with Keyboard
- Display Bezel
- Hinge Cover
- Display Panel
- Hinges
- Webcam
- Hub Board
- 3rd Microphone Board Cable
- Webcam-Hub Cable
- Display Panel Cable
- 3rd Microphone Board
- Hub-System Board Cable

Display Panel Assembly



[Go to External Views](#)

- Base Enclosure
- Battery
- Memory Modules
- M.2 Solid State Drive
- Wireless LAN Module
- Wireless WAN Module
- DC-in Connector
- USB Board
- Speaker Assembly
- NFC Module
- RTC Battery
- System Fan
- Heat Sink
- System Board (Top)
- System Board (Bottom)
- Click Button Assembly
- Touchpad
- Display Panel Assembly

- Display Bezel
- Hinge Cover
- Display Panel
- Hinges
- Webcam
- Hub Board
- 3rd Microphone Board Cable
- Webcam-Hub Cable
- Display Panel Cable
- 3rd Microphone Board
- Hub-System Board Cable

Top Cover with Keyboard



[Go to External Views](#)

- Base Enclosure
- Battery
- Memory Modules
- M.2 Solid State Drive
- Wireless LAN Module
- Wireless WAN Module
- DC-in Connector
- USB Board
- Speaker Assembly
- NFC Module
- RTC Battery
- System Fan
- Heat Sink
- System Board (Top)
- System Board (Bottom)
- Click Button Assembly
- Touchpad
- Display Panel Assembly
- Top Cover with Keyboard

- Hinge Cover
- Display Panel
- Hinges
- Webcam
- Hub Board
- 3rd Microphone Board Cable
- Webcam-Hub Cable
- Display Panel Cable
- 3rd Microphone Board
- Hub-System Board Cable


Display Bezel



[Go to External Views](#)

- Base Enclosure
- Battery
- Memory Modules
- M.2 Solid State Drive
- Wireless LAN Module
- Wireless WAN Module
- DC-in Connector
- USB Board
- Speaker Assembly
- NFC Module
- RTC Battery
- System Fan
- Heat Sink
- System Board (Top)
- System Board (Bottom)
- Click Button Assembly
- Touchpad
- Display Panel Assembly
- Top Cover with Keyboard
- Display Bezel
- Hinge Cover
- Display Panel
- Hinges
- Webcam
- Hub Board
- 3rd Microphone Board Cable
- Webcam-Hub Cable
- Display Panel Cable
- 3rd Microphone Board
- Hub-System Board Cable

Hinge Cover




Go to External Views

- Base Enclosure
- Battery
- Memory Modules
- M.2 Solid State Drive
- Wireless LAN Module
- Wireless WAN Module
- DC-in Connector
- USB Board
- Speaker Assembly
- NFC Module
- RTC Battery
- System Fan
- Heat Sink
- System Board (Top)
- System Board (Bottom)
- Click Button Assembly
- Touchpad
- Display Panel Assembly
- Top Cover with Keyboard
- Display Bezel
- Hinge Cover

- Hinges
- Webcam
- Hub Board
- 3rd Microphone Board Cable
- Webcam-Hub Cable
- Display Panel Cable
- 3rd Microphone Board
- Hub-System Board Cable

Display Panel



[Go to External Views](#)

Base Enclosure
Battery
Memory Modules
M.2 Solid State Drive
Wireless LAN Module
Wireless WAN Module
DC-in Connector
USB Board
Speaker Assembly
NFC Module
RTC Battery
System Fan
Heat Sink
System Board (Top)
System Board (Bottom)
Click Button Assembly
Touchpad
Display Panel Assembly
Top Cover with Keyboard
Display Bezel
Hinge Cover
Display Panel

Webcam
Hub Board
3rd Microphone Board Cable
Webcam-Hub Cable
Display Panel Cable
3rd Microphone Board
Hub-System Board Cable

Hinges




[Go to External Views](#)

- Base Enclosure
- Battery
- Memory Modules
- M.2 Solid State Drive
- Wireless LAN Module
- Wireless WAN Module
- DC-in Connector
- USB Board
- Speaker Assembly
- NFC Module
- RTC Battery
- System Fan
- Heat Sink
- System Board (Top)
- System Board (Bottom)
- Click Button Assembly
- Touchpad
- Display Panel Assembly
- Top Cover with Keyboard
- Display Bezel
- Hinge Cover
- Display Panel
- Hinges

- Hub Board
- 3rd Microphone Board Cable
- Webcam-Hub Cable
- Display Panel Cable
- 3rd Microphone Board
- Hub-System Board Cable


Webcam



[Go to External Views](#)

- Base Enclosure
- Battery
- Memory Modules
- M.2 Solid State Drive
- Wireless LAN Module
- Wireless WAN Module
- DC-in Connector
- USB Board
- Speaker Assembly
- NFC Module
- RTC Battery
- System Fan
- Heat Sink
- System Board (Top)
- System Board (Bottom)
- Click Button Assembly
- Touchpad
- Display Panel Assembly
- Top Cover with Keyboard
- Display Bezel
- Hinge Cover
- Display Panel
- Hinges
- Webcam

Hub Board



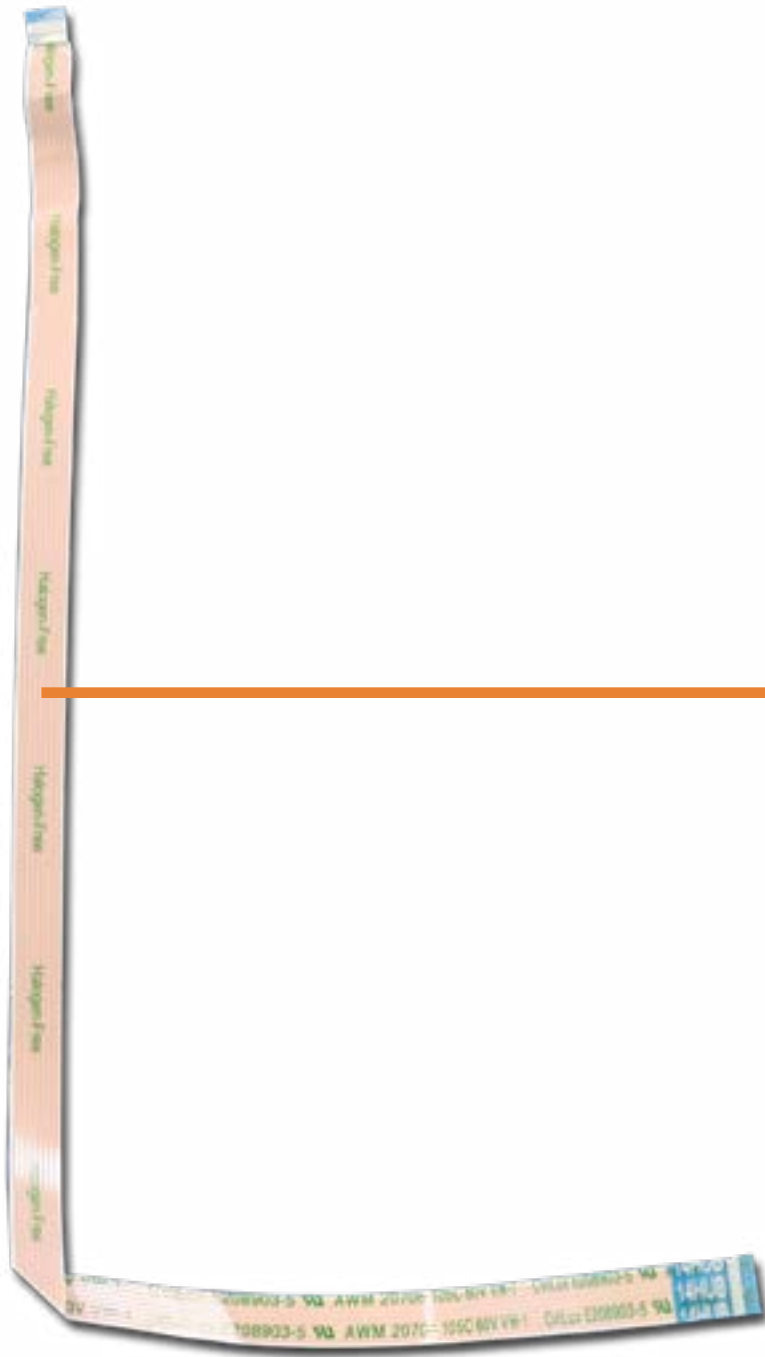
- 3rd Microphone Board Cable
- Webcam-Hub Cable
- Display Panel Cable
- 3rd Microphone Board
- Hub-System Board Cable

[Go to External Views](#)

- Base Enclosure
- Battery
- Memory Modules
- M.2 Solid State Drive
- Wireless LAN Module
- Wireless WAN Module
- DC-in Connector
- USB Board
- Speaker Assembly
- NFC Module
- RTC Battery
- System Fan
- Heat Sink
- System Board (Top)
- System Board (Bottom)
- Click Button Assembly
- Touchpad
- Display Panel Assembly
- Top Cover with Keyboard
- Display Bezel
- Hinge Cover
- Display Panel
- Hinges
- Webcam
- Hub Board

- Webcam-Hub Cable
- Display Panel Cable
- 3rd Microphone Board
- Hub-System Board Cable


3rd Microphone Board Cable



[Go to External Views](#)

- Base Enclosure
- Battery
- Memory Modules
- M.2 Solid State Drive
- Wireless LAN Module
- Wireless WAN Module
- DC-in Connector
- USB Board
- Speaker Assembly
- NFC Module
- RTC Battery
- System Fan
- Heat Sink
- System Board (Top)
- System Board (Bottom)
- Click Button Assembly
- Touchpad
- Display Panel Assembly
- Top Cover with Keyboard
- Display Bezel
- Hinge Cover
- Display Panel
- Hinges
- Webcam
- Hub Board
- 3rd Microphone Board Cable
- Display Panel Cable
- 3rd Microphone Board
- Hub-System Board Cable

Webcam-Hub Cable




[Go to External Views](#)

- Base Enclosure
- Battery
- Memory Modules
- M.2 Solid State Drive
- Wireless LAN Module
- Wireless WAN Module
- DC-in Connector
- USB Board
- Speaker Assembly
- NFC Module
- RTC Battery
- System Fan
- Heat Sink
- System Board (Top)
- System Board (Bottom)
- Click Button Assembly
- Touchpad
- Display Panel Assembly
- Top Cover with Keyboard
- Display Bezel
- Hinge Cover
- Display Panel
- Hinges
- Webcam
- Hub Board
- 3rd Microphone Board Cable
- Webcam-Hub Cable

- 3rd Microphone Board
- Hub-System Board Cable

Display Panel Cable




[Go to External Views](#)

- Base Enclosure
- Battery
- Memory Modules
- M.2 Solid State Drive
- Wireless LAN Module
- Wireless WAN Module
- DC-in Connector
- USB Board
- Speaker Assembly
- NFC Module
- RTC Battery
- System Fan
- Heat Sink
- System Board (Top)
- System Board (Bottom)
- Click Button Assembly
- Touchpad
- Display Panel Assembly
- Top Cover with Keyboard
- Display Bezel
- Hinge Cover
- Display Panel
- Hinges
- Webcam
- Hub Board
- 3rd Microphone Board Cable
- Webcam-Hub Cable
- Display Panel Cable

- Hub-System Board Cable

3rd Microphone Board



[Go to External Views](#)

- Base Enclosure
- Battery
- Memory Modules
- M.2 Solid State Drive
- Wireless LAN Module
- Wireless WAN Module
- DC-in Connector
- USB Board
- Speaker Assembly
- NFC Module
- RTC Battery
- System Fan
- Heat Sink
- System Board (Top)
- System Board (Bottom)
- Click Button Assembly
- Touchpad
- Display Panel Assembly
- Top Cover with Keyboard
- Display Bezel
- Hinge Cover
- Display Panel
- Hinges
- Webcam
- Hub Board
- 3rd Microphone Board Cable
- Webcam-Hub Cable
- Display Panel Cable
- 3rd Microphone Board

Hub-System Board Cable



[Go to External Views](#)