

Interactive BIOS simulator

HP Pavilion Gaming 16-a0000 Laptop PC

Welcome to the interactive BIOS simulator for the
HP Pavilion Gaming 16-a0000 Laptop PC

Here's how to use it...

[BIOS Utility Menus](#): (Click the link to navigate to the individual menus)

On this page you will find thumbnail images of each of the product's BIOS utility menus. To view a specific menu in greater detail, simply click that thumbnail. Just as in the live BIOS, on each menu, you can select the tab of each of the other utility menus to navigate directly to that menu.

Menu options:


While the menu options cannot be toggled, many of them offer item specific information about that option. To view this information, use the cursor to rollover the option and the information will present in a pane on the right of the BIOS screen.

That's it!

On every page there is a link that brings you back to either this [Welcome](#) page or the [BIOS Utility Menus](#) page enabling you to navigate to whatever BIOS option you wish to review.

Main Menu

Back to BIOS Utility Menus



Main Security Configuration Boot Options Exit


System Time	[00:09:34]
System Date	[03/21/2020]
Product Name	HP Pavilion Gaming Laptop 16-a0xxx
System Family	HP Pavilion
Product Number	G3JSKU3#ABA
System Board ID	B7AD
Processor Type	Intel® Core (TM) 15-10300H CPU @ 2.50GHz
Total Memory	12 GB
BIOS Vendor	AMI
BIOS Revision	B.10
▶Device Firmware Revision	
Serial Number	5CD0126YZY
UUID Number	30444335-3231-5936-5A59-3B22E21 1E34C
System Board CT Number	PG3JCDCBJ0G01F
Factory installed OS	Win10
Primary Battery SN	011187 01/10/2020
▶System Log	
Build ID	20WWINIT6ak#SABA#DABA
Feature Byte	3K6b 7K7W aBap aqas awbC bhcb dUdp dqfP fdhZ m9ms .F7

Item Specific Help

Back to Welcome Page

Security Menu

Back to BIOS Utility Menus




Main **Security** Configuration Boot Options Exit

Administrator Password	[Clear]	Item Specific Help
Power-On Password	[Clear]	
Intel Software Guard Extensions (SGX)	[Enabled]	
HP SpareKey	[Disabled]	
HP SpareKey Enrollment	[Not Enrolled]	
TPM Device	[Available]	
TPM State	[Enable]	
Clear TPM	[No]	
Restore Security settings to Factory defaults		

Back to Welcome Page

Configuration Menu

Back to BIOS Utility Menus



Main Security **Configuration** Boot Options Exit

Language	[English]	Item Specific Help
Virtualization Technology	[Disabled]	
Fan Always On	[Disabled]	
Action Key Mode	[Enabled]	
USB Charging	[Enabled]	
Battery Remaining Time	[Enabled]	
Adaptive Battery Optimizer	[Enabled]	
▶ UEFI HII Configuration		
S3/S4/S5 Wake on LAN	[Disabled]	

Back to Welcome Page

Boot Options Menu

Back to BIOS Utility Menus

hp

Main Security Configuration **Boot Options** Exit

POST HotKey Delay [0]
USB Boot [Enabled]
Network Boot [Disabled]
Network Boot Protocol [IPv4+IPv6 (UEFI)]

Secure Boot [Enabled]
Platform Key [Enrolled-MSFT]
Pending Action None
Clear All Secure Boot Keys
Load HP Factory Defaults Keys
Load MSFT Debug Policy Keys

UEFI Boot Order
▶ OS Boot Manager
USB Flash Drives/USB Hard Disk
USB CD/DVD ROM Drive
! Network Adapter

Item Specific Help

F9	F10	F11	F12
F5	F6	F7	F8
F1	F2	F3	F4
Esc	Enter		

Back to Welcome Page

Exit Menu

Back to BIOS Utility Menus

Main Security Configuration Boot Options **Exit**

hp

Save Changes and Exit
Ignore Changes and Exit
Load Setup Defaults

Item Specific Help

Back to Welcome Page

Device Firmware Revision

[Back to BIOS Utility Menus](#)

hp

Main

Device Firmware Revision

Embedded Controller	32.14
Intel ME (Management Engine)	14.0.31.1120
GOP (Graphic Output Protocol)	9.0.1105
Video BIOS	nVidia 90.17.46.00.3C


Item Specific Help

F9	F10	F11	F12
F5	F6	F7	F8
F1	F2	F3	F4
Esc	Enter		

[Back to Welcome Page](#)

System Log

[Back to BIOS Utility Menus](#)



Main

System Log

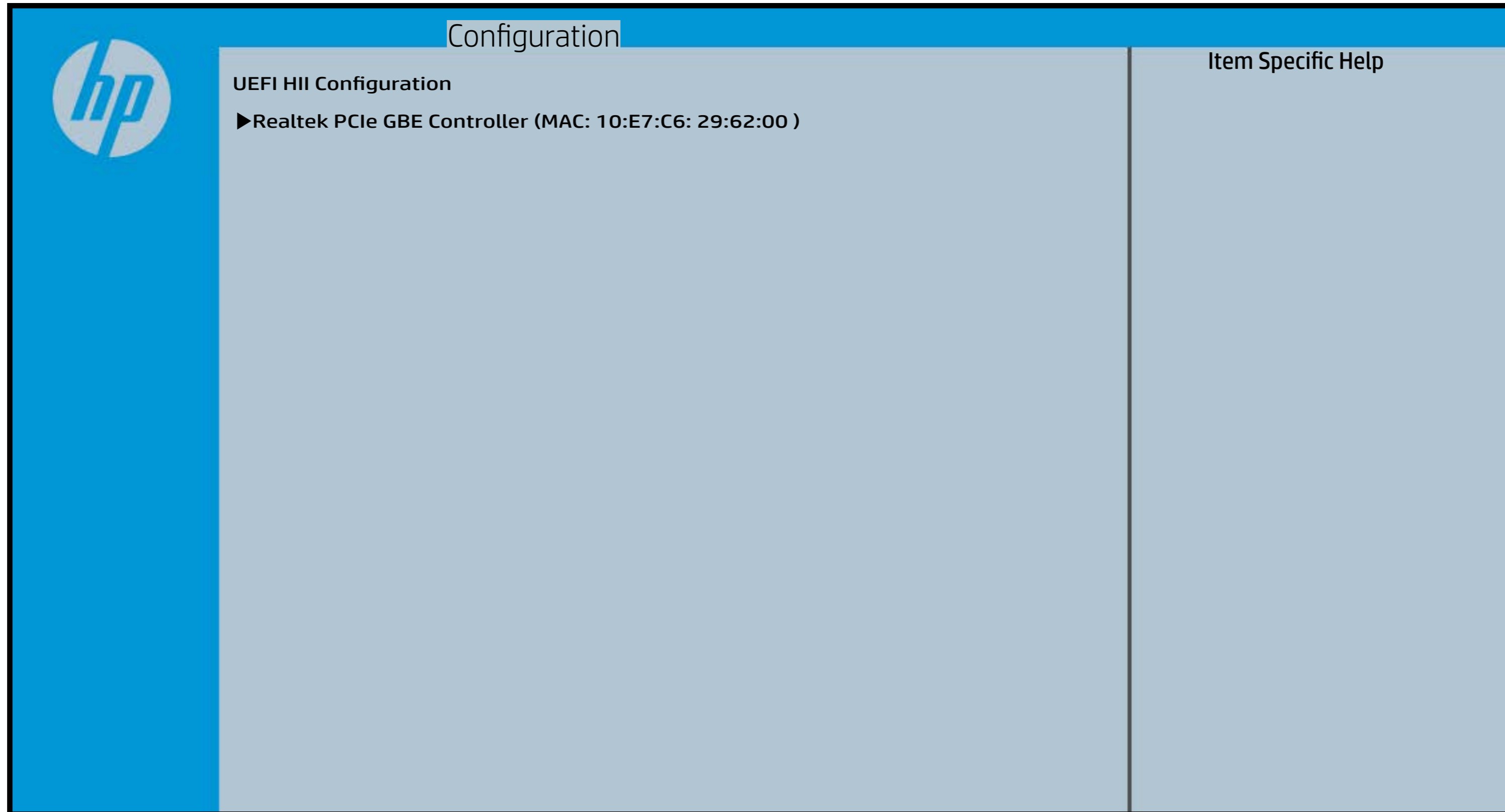
Result	Time:
0502	010120-000000
- No Data -	
- No Data -	
- No Data -	
- No Data -	
- No Data -	
- No Data -	
- No Data -	
- No Data -	
- No Data -	
- No Data -	
- No Data -	
- No Data -	

Item Specific Help

[Back to Welcome Page](#)

UEFI HII Configuration

[Back to BIOS Utility Menus](#)



The screenshot displays the UEFI HII Configuration utility interface. It features a blue header bar with the word "Configuration" in the center. On the left side, there is a vertical blue bar containing the HP logo. The main content area is light blue and contains the following text:

- UEFI HII Configuration
- ▶ Realtek PCIe GBE Controller (MAC: 10:E7:C6: 29:62:00)

On the right side of the main content area, there is a vertical section titled "Item Specific Help".

[Back to Welcome Page](#)