

# Interactive BIOS simulator

## HP ENVY x360 Convertible 13m-bd0xxx PC

Welcome to the interactive BIOS simulator for the  
HP ENVY x360 13-bd0000 Convertible PC

### Here's how to use it...

[BIOS Utility Menus](#): (Click the link to navigate to the individual menus)

On this page you will find thumbnail images of each of the product's BIOS utility menus. To view a specific menu in greater detail, simply click that thumbnail. Just as in the live BIOS, on each menu, you can select the tab of each of the other utility menus to navigate directly to that menu.

### Menu options:

While the menu options cannot be toggled, many of them offer item specific information about that option. To view this information, use the cursor to rollover the option and the information will present in a pane on the right of the BIOS screen.

### That's it!

**On every page there is a link that brings you back to either this [Welcome](#) page or the [BIOS Utility Menus](#) page enabling you to navigate to whatever BIOS option you wish to review.**

# BIOS Utility Menus

Back to Welcome Page



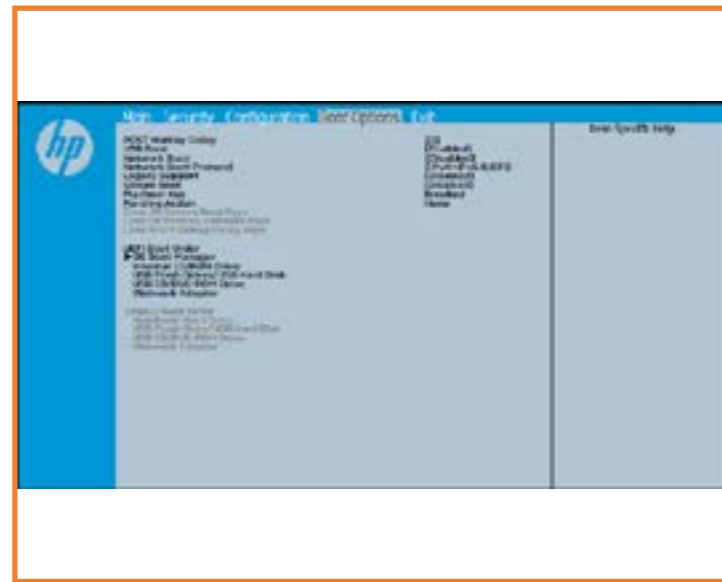
Main



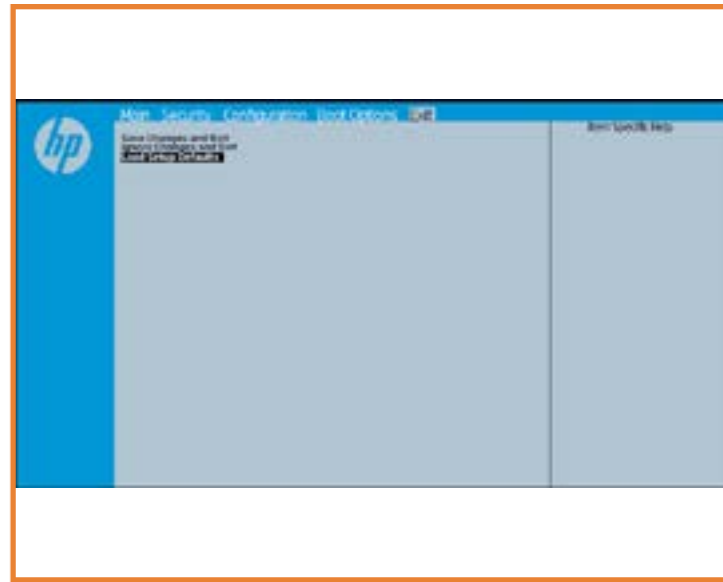
Security



Configuration




Boot Options



Exit

# Main Menu

Back to BIOS Utility Menus



Main Security Configuration Boot Options Exit


System Time	[00:09:34]
System Date	[09/20/2020]
Product Name	HP ENVY x360 Convertible 13m-bd0xxx
System Family	HP ENVY
Product Number	x38SKU1#ABA
System Board ID	8518
Born On Date	[09/20/2020]
Processor Type	Intel(R) Core(TM) i5-1135G7 CPU @ 2.4 GHz
Processor Speed	3200 MHz
Total Memory	8 GB
BIOS Vendor	Insyde
BIOS Revision	B.07T50
▶Device Firmware Revision	
Serial Number	5CD8273Y1Y
UUID Number	38444335-3732-5933-3159-5959373-24435
System Board CT Number	PX38FDC8JB0008
Factory installed OS	Win10
Primary Battery SN	01070 06/11/2020
▶System Log	18WW2S5T6a#SABA#DABA
Build ID	3K6z 6b7B 7N7W aBaH apaq asaw bVbh bzcA cbdU dpdq
Feature Byte	fPhZ j6 .nn

Item Specific Help

Back to Welcome Page

# Security Menu

Back to BIOS Utility Menus




Main Security Configuration Boot Options Exit

Administrator Password	[Clear]	Item Specific Help
Power-On Password	[Clear]	
TPM Device	[Available]	
TPM State	[Enable]	
Clear TPM	[No]	
Restore Security settings to Factory defaults		
Fingerprint Reset on Reboot		

Back to Welcome Page

# Configuration Menu

Back to BIOS Utility Menus



Main Security Configuration Boot Options Exit

Language	[English]	Item Specific Help
Virtualization Technology	[Disabled]	
Fan Always On	[Disabled]	
Action Key Mode	[Enabled]	
USB Charging	[Enabled]	
Battery Remaining Time	[Disabled]	
Adaptive Battery Optimizer	[Disabled]	

Back to Welcome Page

# Boot Options Menu

Back to BIOS Utility Menus

hp

Main Security Configuration **Boot Options** Exit

POST HotKey Delay [0]  
USB Boot [Enabled]  
Network Boot [Disabled]  
Network Boot Protocol [IPv4+IPv6 (UEFI)]

Secure Boot [Disabled]  
Platform Key [Enrolled]  
Pending Action None  
Clear All Secure Boot Keys  
Load HP Factory Defaults Keys  
Load MSFT Debug Policy Keys

UEFI Boot Order  
▶ OS Boot Manager  
USB Flash Drives/USB Hard Disk  
USB CD/DVD ROM Drive  
! Network Adapter

Item Specific Help

F9	F10	F11	F12
F5	F6	F7	F8
F1	F2	F3	F4
Esc	Enter		

Back to Welcome Page

# Exit Menu

Back to BIOS Utility Menus

hp

Main Security Configuration Boot Options **Exit**


Save Changes and Exit  
Ignore Changes and Exit  
Load Setup Defaults

Item Specific Help

Back to Welcome Page

# Device Firmware Revision

[Back to BIOS Utility Menus](#)



Main

Device Firmware Revision

Embedded Controller	10.10
Intel ME (Management Engine)	12.0.3.1092
Intel ISH (Integrated Sensor Hubs)	N/A
GOP (Graphic Output Protocol)	9.0.1079
USB Type-C Controller(s)	0032
Thunderbolt Controller(s)	04-NVM35.00

Item Specific Help


F9	F10	F11	F12
F5	F6	F7	F8
F1	F2	F3	F4
Esc	Enter		

[Back to Welcome Page](#)



# System Log

[Back to BIOS Utility Menus](#)



Main

System Log

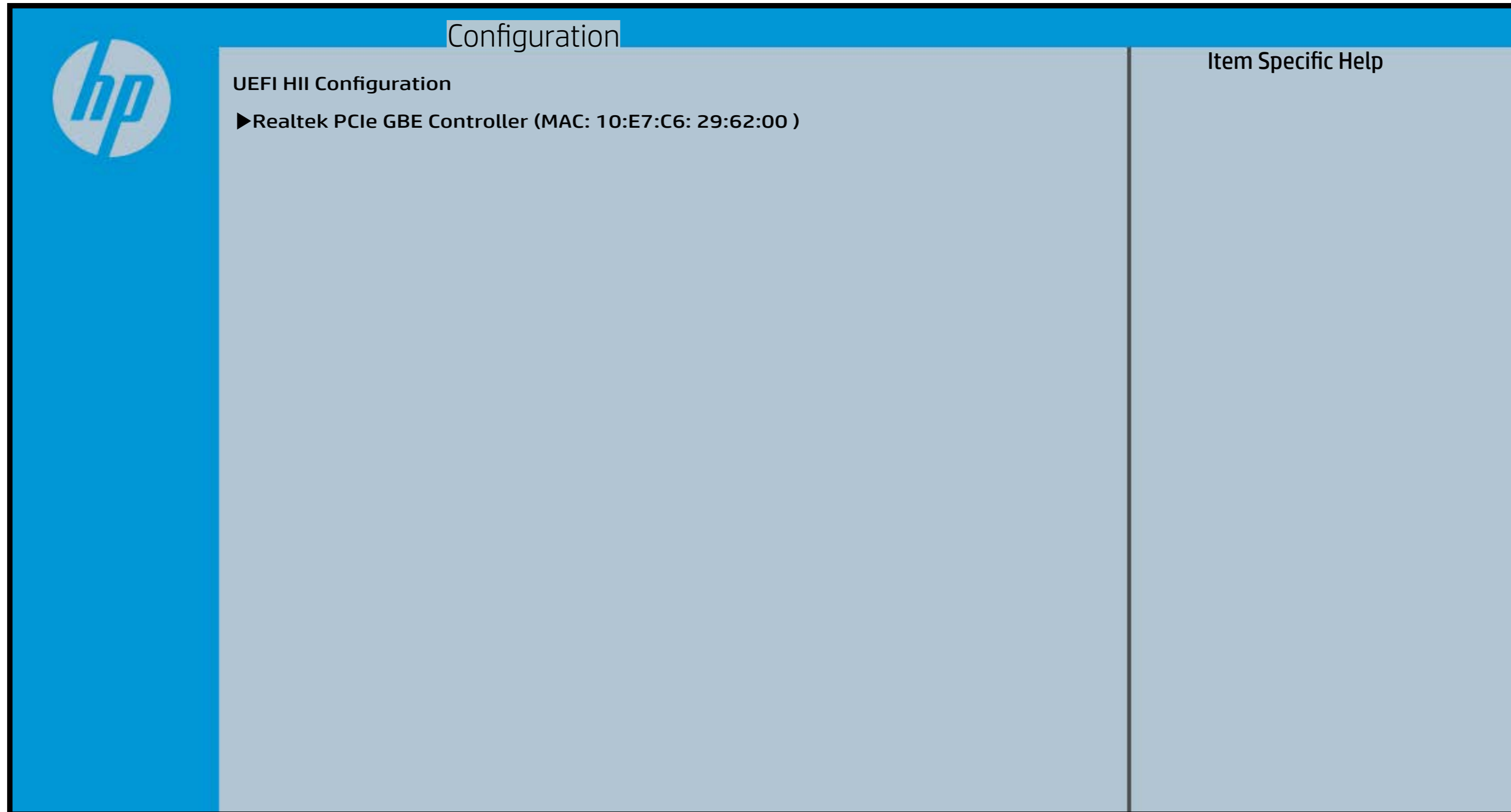
Result	Time:
0502	010109-000039
- No Data -	
- No Data -	
- No Data -	
- No Data -	
- No Data -	
- No Data -	
- No Data -	
- No Data -	
- No Data -	
- No Data -	
- No Data -	
- No Data -	

Item Specific Help

[Back to Welcome Page](#)

# UEFI HII Configuration

[Back to BIOS Utility Menus](#)



The screenshot displays the UEFI HII Configuration utility interface. It features a blue header bar with the word "Configuration" in the center. On the left side, there is a vertical blue bar containing the HP logo. The main content area is light blue and contains the following text:

- UEFI HII Configuration
- ▶ Realtek PCIe GBE Controller (MAC: 10:E7:C6: 29:62:00 )

On the right side of the main content area, there is a vertical section titled "Item Specific Help".

[Back to Welcome Page](#)